

To: The Honorable Members of the Illinois General Assembly

Date: February 19, 2026

Subject: Fiscal Year 2025 Minority and Women-Owned Business Procurement Report

---

Pursuant to the Metropolitan Pier and Exposition Authority Act, as amended (70 ILCS 210/23.1), we are pleased to provide you with a copy of our Fiscal Year 2025 Minority and Women-Owned Business Procurement Report. The report details the Authority's achievement in providing open access and opportunity to minority and women-owned businesses in our procurement/contracting process.

If you have any questions concerning the report, please contact Alexandar Buckles, MPEA Director of Business Diversity Program at (312) 791-63224 or [abuckles@mccormickplace.com](mailto:abuckles@mccormickplace.com).

Sincerely,

A handwritten signature in black ink that reads "Larita Clark". The signature is written in a cursive, flowing style.

Larita Clark  
Chief Executive Officer

Enclosures



McCORMICK  
SQUARE • PLACE • MPEA

# 2025 Business Diversity --- Report



**Prepared by:**

Metropolitan Pier and Exposition Authority (MPEA)



# Table Of Contents

<b>About MPEA</b>	<b>3</b>
<b>Meet Our Team</b>	<b>4</b>
<b>Vision and Mission</b>	<b>5</b>
<b>Executive Summary</b>	<b>6</b>
<b>Impact and Outreach Summary</b>	<b>7</b>
<b>Diverse Concession Vendors</b>	<b>10</b>
<b>Non-Exempt Spend</b>	<b>11</b>
<b>MWBE Contribution by Entity</b>	<b>12</b>
<b>FY2026 Business Diversity Outlook</b>	<b>19</b>
<b>Contact Us</b>	<b>20</b>
<b>Exhibit - Procurement Activity Report</b>	<b>21</b>

# About the Metropolitan Pier and Exposition Authority

The Metropolitan Pier and Exposition Authority (MPEA) is a municipal corporation created by the Illinois General Assembly. The Metropolitan Pier and Exposition Authority's Board is comprised of eleven members. Five members are appointed by the Governor of Illinois and five members are appointed by the Mayor of Chicago. The Chairman is selected by the MPEA Board.

MPEA owns and manages McCormick Place, the largest convention center in North America, and seeks to promote and operate conventions, fairs, expositions and meetings in the State of Illinois in a dedicated effort to strengthen the local economy. MPEA also owns the Hyatt Regency McCormick Place, the Marriott Marquis Chicago, the 10,000-seat Wintrust Arena, and an Energy Center.

In accordance with the Metropolitan and Exposition Authority Act, 70 ILCS 210/1 et. Seq., Section 23.1(b) (hereinafter referred to as "Act"); the Authority has adopted and maintains a Business Diversity Program. Goals established pursuant to the adoption of such a program include the award of not less than 25% of the annual dollar value of all contracts, purchase orders, or agreements (collectively referred to as "contracts") to certified minority owned businesses (MBE) and 5% of the annual dollar values of all contracts to certified women owned business enterprises (WBE).

# Meet Our Team



## **LARITA CLARK** CHIEF EXECUTIVE OFFICER

Larita is a trailblazing leader and the first African American to serve as CEO of MPEA, where she oversees the financial, managerial, and operational performance of the McCormick Place campus. Appointed in January 2020, Larita Clark provided steady and visionary leadership during an unprecedented period, strengthening the organization’s financial health, sustaining valued client relationships, and successfully rebooking nearly 70% of business while prioritizing workforce stability. Building on her earlier service as CFO and in other senior financial roles, she has consistently advanced long-term fiscal sustainability and generated significant economic value for the City of Chicago and the State of Illinois.



## **ALEXANDER BUCKLES, MPA** DIRECTOR OF BUSINESS DIVERSITY

With a focus on accountability, equity, and innovation, Alexander oversees the implementation of MPEA’s strategic diversity plan, ensuring compliance with state and local participation goals while fostering partnerships with diverse businesses. He works collaboratively with campus partners such as OVG Hospitality, Hyatt Regency McCormick Place, and Marriott Marquis Chicago to align procurement efforts, share best practices, and advance measurable inclusion outcomes.



## **TIFFANY WRIGHT** BUSINESS DIVERSITY MANAGER

As the Business Diversity Manager at MPEA, Tiffany plays a key role in advancing MPEA’s mission to expand opportunities for minority- and women-owned businesses across Chicago’s convention and hospitality campus. With advanced credentials in City and Executive Management (MCA, EMCA), Tiffany brings a strong background in public administration, compliance, and community engagement.

# Vision and Mission

## Vision

The Metropolitan Pier and Exposition Authority envisions a business environment where diversity, equity, and inclusion are woven into every aspect of our operations and procurement practices. We strive to reflect the vibrant and multicultural community we serve by ensuring that our partners, contractors, and businesses mirror the diversity of Chicago itself. Through intentional engagement and equitable access to opportunity, MPEA aims to cultivate an ecosystem where minority- and women-owned businesses thrive, contribute to the regional economy, and help build a stronger, more inclusive marketplace for the future.

## Mission

The mission of the MPEA Business Diversity Program is to maximize participation and utilization of certified minority- and women-owned businesses in all contracting, procurement, and professional service opportunities. We are committed to eliminating barriers to participation, fostering capacity building, and ensuring fair and transparent access to business opportunities across the McCormick Place campus and affiliated venues. Through proactive outreach, compliance monitoring, and strategic collaboration with our hospitality partners, MPEA upholds its responsibility to promote economic equity, expand opportunity, and drive sustainable, community-based growth for diverse enterprises.



McCORMICK  
SQUARE • PLACE • MPEA

## A Note from Our CEO

At MPEA and on the McCormick Place campus, diversity, equity, and inclusion are fundamental to who we are and how we serve our global community.

This strategy strengthens our organization by fueling innovation, expanding economic opportunity, and building strong relationships with a wide range of businesses and partners. By integrating responsible practices into how we operate and collaborate, we elevate our standard for event management leadership and position McCormick Place as a premier platform where businesses connect, compete, and grow.

Inclusion is a shared journey, and our leadership team is committed to ensuring it guides every aspect of our work, from our mission and strategy to our campus culture and values.

**Sincerely,  
Larita Clark,  
Chief Executive Officer, MPEA**



# Executive Summary



Fiscal Year 2025 marked another strong year of progress for MPEA’s Business Diversity Program. Building on our longstanding commitment to inclusive economic participation, MPEA continued to advance opportunities for minority- and women-owned businesses (M/WBEs) across the McCormick Place campus. Our collective efforts with campus partners – including McCormick Place | OVG, the Hyatt Regency McCormick Place, Marriott Marquis Chicago, and McCormick Place Food Service | OVG – have strengthened procurement access, expanded engagement pipelines, and reinforced MPEA’s position as a leader in equitable contracting practices within the hospitality and convention industry.

FY2025 represented a pivotal phase in executing MPEA’s Strategic Business Diversity Plan – a framework designed to align business diversity goals with operational, policy, and economic development objectives.

While FY2025 laid the groundwork for these initiatives, the upcoming launch of the MPEA Business Diversity Roundtables in FY2026 will further strengthen cross-campus collaboration and reinforce accountability for utilization and performance outcomes. These forums will create a consistent space for discussion, innovation, and shared progress, ensuring that business diversity remains a strategic priority embedded within all facets of MPEA operations.

As MPEA looks ahead, the Business Diversity Program remains steadfast in its mission to ensure that economic opportunity reflects the full diversity of our city and region. We will continue to build on FY2025’s momentum through enhanced compliance measures, data-driven insights, and active engagement with advocacy and business partners. Together with our contractors, concessionaires, and community allies, MPEA will remain at the forefront of advancing equity, innovation, and inclusive economic impact across Chicago’s convention and hospitality ecosystem.

Thank You,  
Alexander Buckles, MPA, MCA  
Director of Business Diversity



# Impact Report

## A YEAR OF CONNECTION AND COLLABORATION

In FY2025, our outreach efforts focused on meaningful engagement—creating stronger partnerships, expanding our business network, and aligning our initiatives with MPEA’s long-term commitment to economic equity. Each event represented more than participation—it represented progress.

FY2025 marked a significant year of engagement across the McCormick Place campus and beyond. MPEA hosted and participated in key outreach events that brought together procurement leaders, advocacy groups, and hundreds of small and diverse business owners. These interactions continue to translate into new business registrations, contract opportunities, and long-term relationships that strengthen Chicago’s business ecosystem.

### IMPACT SNAPSHOT

22

Outreach Events  
Attended

400

Businesses Engaged

\$36.9M

Diverse Spend Across the campus

# Outreach Highlights

Connecting opportunity, expanding inclusion.



## **Campus-Wide Business Diversity Fair | July 2024**

MPEA hosted the inaugural Campus-Wide Business Diversity Fair at the Wintrust Arena, uniting diverse businesses across sectors with campus partners – Hyatt Regency McCormick Place, Marriott Marquis Chicago, OVG 360, and OVG Hospitality.

## **Women’s Business Development Center – “Connect & Celebrate” | September 2024**

This event offered a platform to celebrate women entrepreneurs and foster networking among procurement officials and diverse businesses. MPEA’s participation reinforced its ongoing partnership with WBDC and support for women-owned business growth.

## **Metropolitan Water Reclamation District Business Diversity Summit | September 2024**

At this regional summit, MPEA collaborated with other government agencies to advance inclusion across public procurement. Discussions centered on certification reciprocity, cross-agency collaboration, and mentoring initiatives for small and emerging firms.

## **Illinois Hispanic Chamber of Commerce Annual Networking Event | October 2024**

Through participation in IHCC’s flagship event, MPEA engaged directly with Hispanic-owned firms and business leaders to discuss campus contracting opportunities, share upcoming bid forecasts, and strengthen partnerships within the Latino business community.

## **Chicago Business Opportunity Forum | April 2025**

MPEA engaged with public and private procurement leaders to discuss infrastructure, technology, and professional-service opportunities across Chicago. The forum facilitated direct dialogue between developers and buyers, promoting equitable business growth throughout the city.

## **Federation of Women Contractors – “Women Rock” Event | June 2025**

This annual celebration highlighted women-owned businesses in construction and professional services. MPEA participated as part of its effort to expand business outreach and share procurement best practices with FWC members.

# DIVERSE CONCESSION PARTNERS: LOCAL IMPACT BEYOND DIRECT SPEND

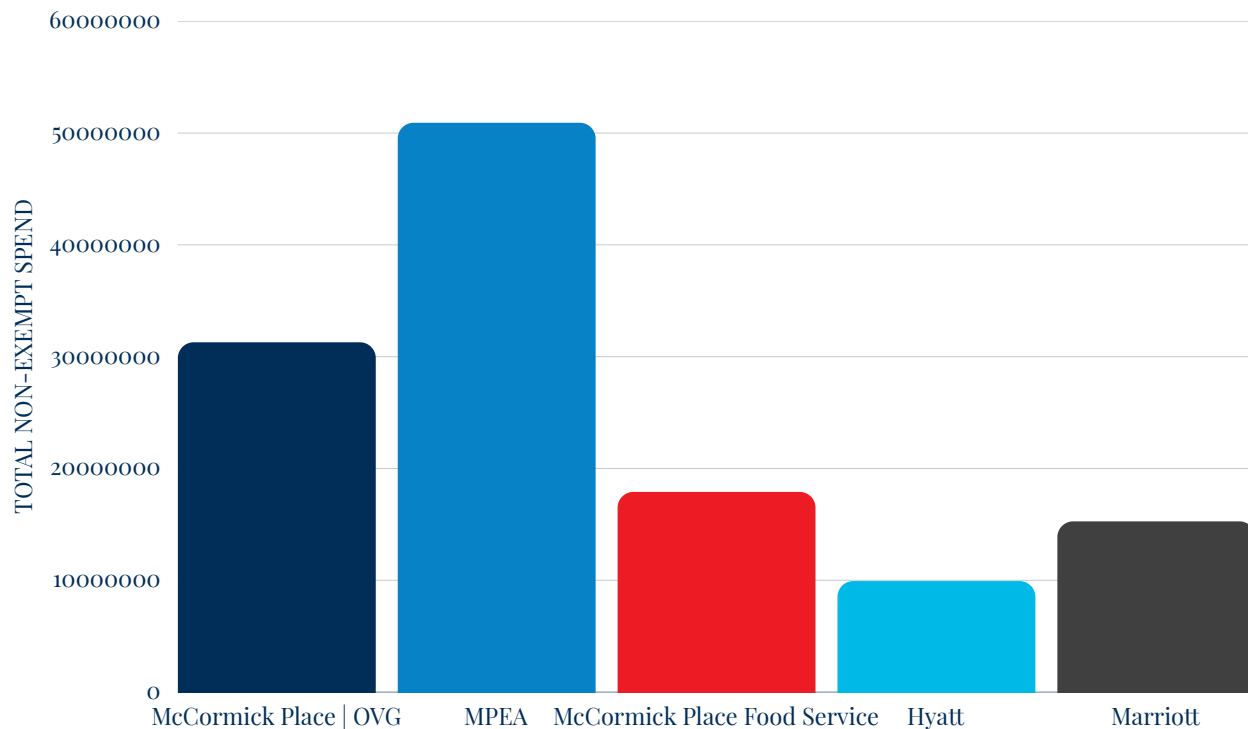
While MPEA does not contract directly with every concession vendor on the McCormick Place campus, we proudly recognize the local, certified minority and women-owned businesses that play an essential role in shaping the visitor experience. These entrepreneurs – from coffee roasters and juice makers to family-owned eateries and bakeries – represent Chicago’s vibrant small and diverse business community.

Their presence on campus provides guests with authentic local flavors and creates opportunities for these businesses to expand their reach, visibility, and growth. Even without being part of MPEA’s direct spend portfolio, their continued success reflects the broader impact of our business diversity ecosystem – one that fosters inclusion, partnership, and sustainable business growth throughout the region.





# NON-EXEMPT SPEND



During Fiscal Year 2025, total non-exempt spending across the McCormick Place campus reached approximately \$125.3 million. The largest share of this spending was generated by the Metropolitan Pier and Exposition Authority (MPEA) with \$50.9 million, reflecting the Authority’s extensive oversight of construction, professional services, and operational contracts. McCormick Place | OVG followed with \$31.3 million, representing a significant portion of facility and event-related expenditures during its final year on campus.

McCormick Place Food Service accounted for \$17.9 million in total spend, driven primarily by food service and facility management operations. Among the campus hotels, Hyatt Regency McCormick Place reported \$9.9 million in total management spending, while the Marriott Marquis Chicago contributed \$15.3 million. Collectively, these figures underscore the scale of economic activity generated by MPEA and its partners, reflecting the continued strength of campus operations and the diverse range of services required to support the McCormick Place complex.

# FY2025 M/WBE by Entity Contribution

Entity	MWBE	MBE	WBE
Metropolitan Pier and Exposition Authority	33.38%	23.97%	9.41%
McCormick Place   OVG 360	31.63%	25.14%	6.49%
McCormick Place Food Service   OVG 360	24.99%	8.56%	16.43%
Hyatt Regency McCormick Place	25.98%	13.56%	12.42%
Marriott Marquis Chicago	19.86%	10.50%	9.36%
<b>Campus Combined</b>	<b>29.51%</b>	<b>19.59%</b>	<b>9.91%</b>

For Fiscal Year 2025, the McCormick Place campus achieved strong participation among certified minority- and women-owned businesses, reflecting our continued commitment to equitable and inclusive procurement. Of the total \$125 million in non-exempt campus spending, \$36.9 million was directed to certified MWBE firms—\$24.5 million to Minority Business Enterprises (MBE) and \$12.4 million to Women Business Enterprises (WBE). Individually, MPEA led campus performance with 33.39% MWBE utilization, followed by McCormick Place | OVG, Hyatt Regency McCormick Place, McCormick Place Food Service | OVG, and Marriott Marquis Chicago. Notably, MPEA and McCormick Place | OVG reported the highest minority participation, while McCormick Place Food Service | OVG and Hyatt demonstrated strong engagement with women-owned businesses. Overall, these results underscore the campus-wide alignment toward advancing business diversity and expanding opportunities for underrepresented businesses within our collective operations.

# Commitment to Goal - All Campus

The following table shows the expected vs the attained amount of spend based on the business diversity goals placed on MPEA and its partners' FY2025 total non-exempt spend.

Dollars Subject to Goal - DSG	\$125,346,131.53	% of Goal Attained
Statutory Goal - 30%	\$37,603,839.46	-
MBE Goal - 25%	\$31,336,532.88	-
WBE Goal - 5%	\$6,267,306.85	-
<b>MBE Achievement</b>	<b>\$24,557,869.43</b>	<b>78.37%</b>
<b>WBE Achievement</b>	<b>\$12,427,177.44</b>	<b>198.29%</b>
<b>Total MWBE Achievement</b>	<b>\$36,985,046.87</b>	<b>98.35%</b>

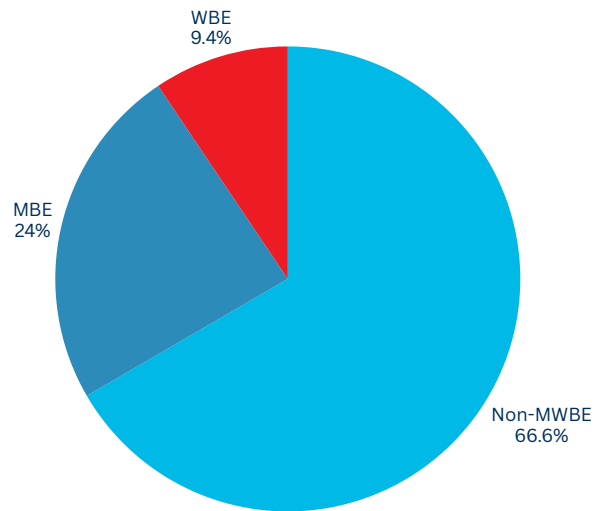
# Metropolitan Pier and Exposition Authority



During Fiscal Year 2025, the Metropolitan Pier and Exposition Authority (MPEA) achieved \$50.9 million in total campus non-exempt spend, with \$17.0 million (33.39%) directed to certified Minority- and Women-Owned Business Enterprises (M/WBEs). Of that amount:

\$12.2 million (23.97%) supported Minority-Owned Business Enterprises (MBEs)

\$4.8 million (9.41%) supported Women-Owned Business Enterprises (WBEs)



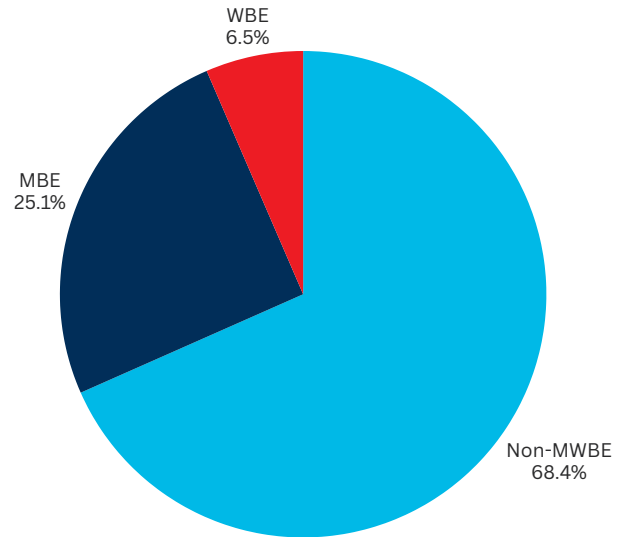
The Construction category accounted for the largest share of total spending, with \$36.8 million in expenditures and 32.76 percent (\$12.1 million) awarded to certified M/WBEs. Management Services achieved the highest participation rate at 72.14 percent (\$2.06 million), demonstrating significant engagement of diverse firms in the Authority’s operational and administrative support functions. Professional Services followed with 43.13 percent (\$1.71 million) in M/WBE participation, reflecting continued success in integrating diverse talent and expertise into MPEA’s strategic and technical projects. Materials & Supplies achieved 19.57 percent (\$606,000) in diverse spend, while Other Services reached 13.49 percent (\$565,000).

Overall, MPEA’s FY2025 performance underscores the Authority’s ongoing commitment to equitable procurement and the growth of diverse business participation across all sectors of its operations. MPEA continues to make measurable progress toward fostering inclusive economic impact within the State of Illinois.

This strong performance reflects the success of MPEA’s collaborative business diversity strategy, including deeper engagement with campus partners, targeted outreach efforts, and enhanced visibility of contracting opportunities. The Authority remains focused on strengthening internal processes, expanding mentorship and capacity-building initiatives, and advancing accountability measures to ensure continued progress toward meeting and exceeding its diversity goals in FY2026 and beyond.

# McCormick Place | OVG

During Fiscal Year 2025, McCormick Place | OVG achieved \$31.3 million in total campus non-exempt spend, with \$9.9 million (31.63%) directed to certified Minority- and Women-Owned Business Enterprises (M/WBEs). Of that amount, \$7.9 million (25.14%) supported Minority-Owned Business Enterprises (MBEs) and \$2.0 million (6.49%) supported Women-Owned Business Enterprises (WBEs).



The Management category represented the largest share of expenditures, totaling \$23.2 million, with 23.66 percent (\$5.49 million) awarded to certified M/WBEs. Other Services achieved the highest level of inclusion at 61.19 percent (\$3.50 million), demonstrating McCormick Place | OVG’s continued engagement of diverse vendors across hospitality and facility operations. Materials & Supplies followed with 41.85 percent (\$910,000) in M/WBE participation, reflecting strong utilization of diverse businesses in day-to-day facility management needs. While Professional Services accounted for a small portion of overall spend, no diverse spend was recorded in that category during FY2025.

Overall, McCormick Place | OVG Management’s FY2025 results reflected consistent progress toward inclusive procurement practices, with nearly one-third of total spend directed to certified M/WBEs. These outcomes underscore McCormick Place | OVG’s collaborative approach to business diversity, including proactive outreach to certified firms, the establishment of strategic partnerships with local minority- and women-owned businesses, and participation in MPEA-led business development initiatives across the McCormick Square campus.

As McCormick Place OVG Management’s operations transitioned off the McCormick Place campus, responsibility for the associated contracts and future procurement activities will move under MPEA’s direct oversight beginning in FY2026. This transition presents a valuable opportunity to strengthen data alignment, improve contract continuity, and ensure the sustained inclusion of diverse businesses across all facilities. MPEA remains committed to enhancing transparency, supporting vendor growth, and advancing the Authority’s long-term goal of expanding meaningful opportunities for diverse businesses across all managed entities.

# McCormick Place Food Service | OVG

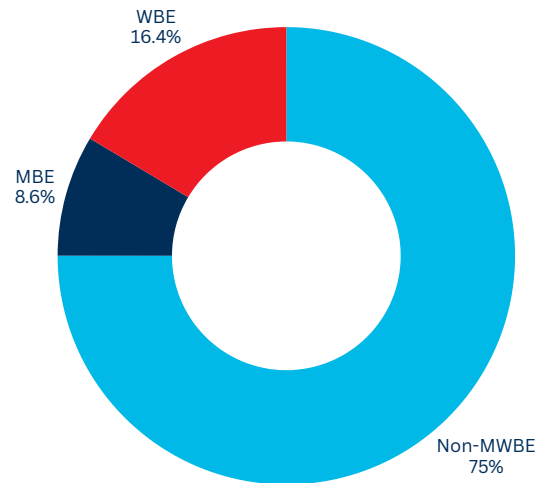
In Fiscal Year 2025, the McCormick Place Food Service | OVG achieved \$17.9 million in total spend, with nearly 25 percent (\$4.47 million) directed to certified Minority- and Women-Owned Business Enterprises (M/WBEs).

In Fiscal Year 2026 McCormick Place Food Service | OVG will be expanding diverse participation in both new and recurring sourcing opportunities. Several high-value categories present strong potential for M/WBE engagement, including Bakery Needs, Kitchen Equipment Repair, and Broadline Food Distribution.

Additional areas such as Dairy, Paper Goods and Services, Cleaning Supplies, and Composting/Recycling will be prioritized for outreach to emerging diverse vendors.

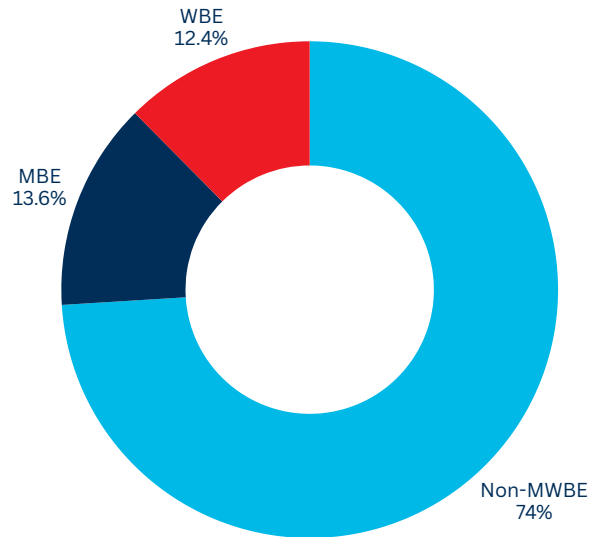
Smaller yet critical procurement categories—including Seafood, Lemonade and Ice Tea, Ice Vendor, and Linen Services—will also serve as opportunities to increase inclusion through targeted sourcing, vendor rotations, and partnerships with local M/WBE firms. As existing service contracts approach renewal, the hospitality division will evaluate opportunities to enhance diverse participation.

Through these initiatives, McCormick Place Food Service | OVG aims to move beyond maintaining past performance toward achieving measurable year-over-year growth in M/WBE utilization. This proactive sourcing strategy underlines a long-term commitment to equitable access, economic inclusion, and building sustainable relationships with diverse businesses in the hospitality sector.



# Hyatt Regency McCormick Place

In Fiscal Year 2025, Hyatt Regency McCormick Place reported \$9.9 million in total management spend, with \$2.58 million (25.98%) directed to certified Minority- and Women-Owned Business Enterprises (M/WBEs). Of this, \$1.35 million (13.56%) supported Minority-Owned Business Enterprises (MBEs) and \$1.23 million (12.42%) supported Women-Owned Business Enterprises (WBEs). This level of participation demonstrates Hyatt’s consistent engagement with diverse vendors across facility operations, housekeeping, and food service management.



Building on FY2025’s progress, Hyatt Regency McCormick Place aims to strengthen business diversity by consolidating its numerous small-scale purchases into broader sourcing categories that can be strategically aligned with M/WBE opportunities.

Hyatt Regency McCormick Place has identified key opportunity areas for diverse sourcing in the areas of food and beverage, janitorial supplies, guest room amenities, maintenance, and facility support

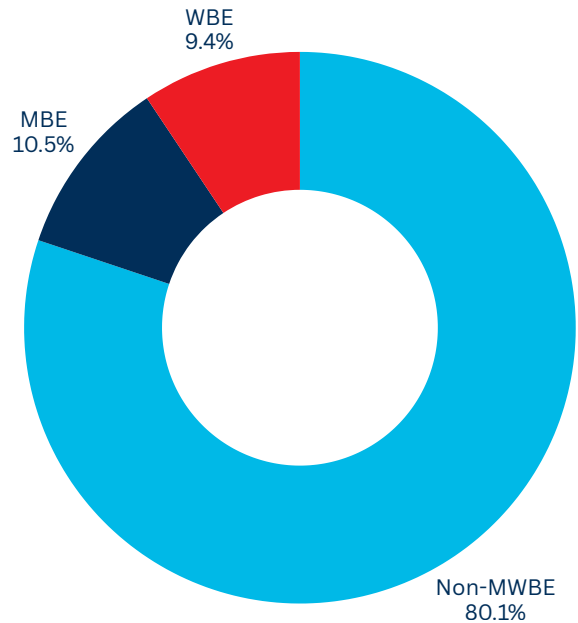
Hyatt Regency McCormick Place also plans to increase inclusion within its contracted services, including window cleaning and other building maintenance tasks, through expanded outreach to existing and emerging M/WBE vendors.

# Marriott Marquis Chicago



In Fiscal Year 2025, Marriott Marquis Chicago achieved \$15.3 million in total management spend, with \$3.03 million (19.86%) directed to certified Minority- and Women-Owned Business Enterprises (M/WBEs).

Of this amount, \$1.60 million (10.50%) supported Minority-Owned Business Enterprises (MBEs) and \$1.43 million (9.36%) supported Women-Owned Business Enterprises (WBEs).



This performance reflects consistent engagement with diverse businesses across Marriott’s key operational areas, including food and beverage management, guest amenities, and facility services. While overall M/WBE participation remained strong, there is an opportunity to expand inclusion within recurring procurement activities and contracted service areas.

For Fiscal Year 2026, Marriott Marquis Chicago will focus on broadening participation among M/WBE firms by targeting both new and recurring sourcing categories.

The hotel plans to strengthen inclusion in food and beverage distribution, housekeeping, and building maintenance, leveraging its existing partnerships while identifying new diverse businesses capable of supporting large-scale hospitality operations. Key opportunity areas include housekeeping and sanitation supplies, guest amenities and room products, food and beverage, maintenance, and facility services.



# FY2026 BUSINESS DIVERSITY OUTLOOK

As we move into Fiscal Year 2026, the Metropolitan Pier and Exposition Authority (MPEA) and its campus partners reaffirm our commitment to building a stronger, more inclusive procurement ecosystem that reflects the diversity of the communities we serve. While FY2025 delivered meaningful progress—driven by more than \$125 million in total campus spend and increased collaboration across entities—we continued to build momentum toward our campus-wide goals of 25% minority-owned and 5% women-owned business participation. This progress highlights a strong foundation and a clear opportunity in FY2026 to further sharpen our focus and achieve measurable, campus-wide growth.

Guided by the MPEA Diversity Strategic Plan, our efforts this year will be anchored in deliberate action and cross-campus alignment. The Authority will continue hosting Business Diversity Roundtables to foster open communication and shared learning among partners, while launching monthly 1-on-1 Business Diversity Workshops with each campus entity to address performance gaps and create targeted solutions. These touchpoints will ensure that progress is not only tracked but sustained through actionable commitments and transparent reporting.

In addition, MPEA will broaden its outreach to the local and national business community, creating new pipelines for certified Minority- and Women-Owned Business Enterprises (M/WBEs) to compete for opportunities across the McCormick Place campus. Enhanced policies and procedures will be implemented to promote consistency in procurement practices, and strategic partnerships with business diversity stakeholder organizations will be expanded to connect the Authority and its partners with high-capacity, diverse businesses.

Our vision for FY2026 is to turn lessons learned into lasting impact. We will strengthen business engagement, increase competitive access, and maintain an unwavering focus on achieving—and exceeding—our campus-wide diversity goals. Together, MPEA and its partners will continue to demonstrate that inclusive procurement is a strategic advantage that drives innovation, economic growth, and shared prosperity across our city and state.

# Contact Us



**Alexander Buckles**



ABuckles@mccormickplace.com



**Tiffany Wright**



TWright@mpea.com



[www.MPEA.com/DoingBusiness](http://www.MPEA.com/DoingBusiness)

The Metropolitan Pier and Exposition Authority (MPEA) Business Diversity Office welcomes dialogue with businesses, community partners, and agencies committed to advancing equitable economic participation.

Whether you're seeking to partner on upcoming opportunities, share best practices, or align with our strategic initiatives, our team is ready to engage.

For questions, partnership inquiries, or assistance with certification and contracting opportunities, please contact the MPEA Business Diversity Team. We are committed to helping diverse businesses navigate the procurement process, connect with opportunities across the McCormick Place campus, and strengthen our inclusive supply chain.


EXHIBIT

# METROPOLITAN PIER AND EXPOSITION AUTHORITY

## PROCUREMENT ACTIVITY REPORT FISCAL YEAR 2025 (July 1, 2024 - June 30, 2025)



**MPEA**



**McCORMICK**  
SQUARE • PLACE • MPEA



## FISCAL YEAR 2025 (July 1, 2024 - June 30, 2025) M/WBE ACHIEVEMENT SUMMARY

<b>TOTAL SPEND THIS PERIOD:</b>	\$125,346,131.53	
<b>TOTAL MBE ACHIEVEMENT:</b>	\$24,557,869.43	19.59%
<b>TOTAL WBE ACHIEVEMENT:</b>	\$12,427,177.44	9.91%
	<b>\$36,985,046.87</b>	<b>29.51%</b>

Start Date: 7/1/2024  
End Date: 6/30/2025

CONTRACT TYPE / ETHNICITY		GENDER	AMOUNT PAID TO PRIME	TOTAL DOLLARS SPENT WITH MWBE FIRMS THIS PERIOD	PERCENTAGE OF TOTAL
<b>All Contract Types</b>			<b>\$125,346,131.53</b>		
<b>MBE</b>				<b>\$24,557,869.43</b>	<b>19.59%</b>
<b>WBE</b>				<b>\$12,427,177.44</b>	<b>9.91%</b>
African American	Female			\$926,492.54	0.74%
	Male			\$1,190,500.29	0.95%
		African American Subtotal:		\$2,116,992.83	1.69%
Asian American	Female			\$1,343,446.39	1.07%
	Male			\$5,704,516.36	4.55%
		Asian American Subtotal:		\$7,047,962.75	5.62%
Caucasian	Female			\$11,220,213.69	8.95%
			Caucasian Subtotal:	\$11,220,213.69	8.95%
Hispanic/Latino	Female			\$2,349,460.70	1.87%
	Male			\$14,041,491.65	11.20%
		Hispanic/Latino Subtotal:		\$16,390,952.35	13.08%
Native American	Male			\$208,925.25	0.17%
		Native American Subtotal:		\$208,925.25	0.17%
<b>All Contract Types Subtotal:</b>				<b>\$36,985,046.87</b>	<b>29.51%</b>



**FISCAL YEAR 2025**  
**(July 1, 2024 - June 30, 2025)**  
**M/WBE ACHIEVEMENT DETAIL BY CONTRACT TYPE**  
**CONSTRUCTION**

CONTRACT TYPE / ETHNICITY		GENDER	AMOUNT PAID TO PRIME	TOTAL DOLLARS SPENT WITH MWBE FIRMS THIS PERIOD	PERCENTAGE OF TOTAL
<b>Construction</b>			<b>\$36,805,845.32</b>		
<b>MBE</b>				<b>\$8,774,747.94</b>	<b>23.84%</b>
<b>WBE</b>				<b>\$3,282,537.03</b>	<b>8.92%</b>
African American	Male			\$192,694.99	0.52%
		African American		\$192,694.99	0.52%
		Subtotal:			
Asian American	Male			\$7,919.50	0.02%
		Asian American Subtotal:		\$7,919.50	0.02%
Caucasian	Female			\$3,282,537.03	8.92%
		Caucasian Subtotal:		\$3,282,537.03	8.92%
Hispanic/Latino	Female			\$84,438.15	0.23%
	Male			\$8,489,695.30	23.07%
		Hispanic/Latino Subtotal:		\$8,574,133.45	23.30%
<b>Construction Subtotal:</b>				<b>\$12,057,284.97</b>	<b>32.76%</b>



**FISCAL YEAR 2025**  
**(July 1, 2024 - June 30, 2025)**  
**M/WBE ACHIEVEMENT DETAIL BY CONTRACT TYPE**  
**MANAGEMENT**

CONTRACT TYPE / ETHNCITY		GENDER	AMOUNT PAID TO PRIME	TOTAL DOLLARS SPENT WITH MWBE FIRMS THIS PERIOD	PERCENTAGE OF TOTAL
<b>Management</b>			<b>\$69,171,234.43</b>		
<b>MBE</b>				<b>\$10,395,374.93</b>	<b>15.03%</b>
<b>WBE</b>				<b>\$7,240,736.39</b>	<b>10.47%</b>
African American	Female			\$551,522.64	0.80%
	Male			\$432,446.90	0.63%
	African American Subtotal:			\$983,969.54	1.42%
Asian American	Female			\$162,190.36	0.23%
	Male			\$5,284,696.09	7.64%
	Asian American Subtotal:			\$5,446,886.45	7.87%
Caucasian	Female			\$6,542,120.03	9.46%
	Caucasian Subtotal:			\$6,542,120.03	9.46%
Hispanic/Latino	Female			\$1,880,772.44	2.72%
	Male			\$2,573,437.61	3.72%
	Hispanic/Latino Subtotal:			\$4,454,210.05	6.44%
Native American	Male			\$208,925.25	0.30%
	Native American Subtotal:			\$208,925.25	0.30%
<b>Management Subtotal:</b>				<b>\$17,636,111.32</b>	<b>25.50%</b>



**FISCAL YEAR 2025**  
**(July 1, 2024 - June 30, 2025)**  
**M/WBE ACHIEVEMENT DETAIL BY CONTRACT TYPE**  
**MATERIALS & SUPPLIES**

CONTRACT TYPE / ETHNICITY	GENDER	AMOUNT PAID TO PRIME	TOTAL DOLLARS SPENT WITH MWBE FIRMS THIS PERIOD	PERCENTAGE OF TOTAL
<b>Materials &amp; Supplies</b>		<b>\$5,271,301.23</b>		
<b>MBE</b>			<b>\$1,217,951.17</b>	<b>23.11%</b>
<b>WBE</b>			<b>\$297,792.14</b>	<b>5.65%</b>
African American	Female		\$46,851.00	0.89%
	Male		\$181,235.50	3.44%
	African American Subtotal:			\$228,086.50
Asian American	Female		\$628,444.76	11.92%
	Male		\$36,292.78	0.69%
	Asian American Subtotal:			\$664,737.54
Caucasian	Female		\$293,718.21	5.57%
	Caucasian Subtotal:			\$293,718.21
Hispanic/Latino	Female		\$259,491.44	4.92%
	Male		\$69,709.62	1.32%
	Hispanic/Latino Subtotal:			\$329,201.06
<b>Materials &amp; Supplies</b>			<b>\$1,515,743.31</b>	<b>28.75%</b>
<b>Subtotal:</b>				



**FISCAL YEAR 2025**  
**(July 1, 2024- June 30, 2025)**  
**M/WBE ACHIEVEMENT DETAIL BY CONTRACT TYPE**  
**OTHER SERVICES**

CONTRACT TYPE / ETHNCITY	GENDER	AMOUNT PAID TO PRIME	TOTAL DOLLARS SPENT WITH MWBE FIRMS THIS PERIOD	PERCENTAGE OF TOTAL
<b>Other Services</b>		<b>\$9,903,307.35</b>		
<b>MBE</b>			<b>\$3,026,947.97</b>	<b>30.57%</b>
<b>WBE</b>			<b>\$1,034,237.01</b>	<b>10.44%</b>
African American	Female		\$272,324.51	2.75%
	Male		\$138,304.40	1.40%
	African American Subtotal:			\$410,628.91
Asian American	Female		\$352,301.18	3.56%
	Male		\$0.00	0.00%
	Asian American Subtotal:			\$352,301.18
Caucasian	Female		\$533,238.55	5.38%
	Caucasian Subtotal:			\$533,238.55
Hispanic/Latino	Female		\$60,670.00	0.61%
	Male		\$2,704,346.34	27.31%
	Hispanic/Latino Subtotal:			\$2,765,016.34
<b>Other Services Subtotal:</b>			<b>\$4,061,184.98</b>	<b>41.01%</b>



**FISCAL YEAR 2025**  
**(July 1, 2024 - June 30, 2025)**  
**M/WBE ACHIEVEMENT DETAIL BY CONTRACT TYPE**  
**PROFESSIONAL SERVICES**

CONTRACT TYPE / ETHNCITY	GENDER	AMOUNT PAID TO PRIME	TOTAL DOLLARS SPENT WITH MWBE FIRMS THIS PERIOD	PERCENTAGE OF TOTAL
<b>Professional Services</b>		<b>\$4,194,443.20</b>		
<b>MBE</b>			<b>\$1,142,847.42</b>	<b>27.25%</b>
<b>WBE</b>			<b>\$571,874.87</b>	<b>13.63%</b>
African American	Female		\$55,794.39	1.33%
	Male		\$245,818.50	5.86%
	African American Subtotal:		\$301,612.89	7.19%
Asian American	Female		\$200,510.09	4.78%
	Male		\$375,607.99	8.95%
	Asian American Subtotal:		\$576,118.08	13.74%
Caucasian	Female		\$568,599.87	13.56%
	Caucasian Subtotal:		\$568,599.87	13.56%
Hispanic/Latino	Female		\$64,088.67	1.53%
	Male		\$204,302.78	4.87%
	Hispanic/Latino Subtotal:		\$268,391.45	6.40%
<b>Professional Services</b>			<b>\$1,714,722.29</b>	<b>40.88%</b>
<b>Subtotal:</b>				