


ILLINOIS STATE POLICE METROPOLITAN ENFORCEMENT GROUPS



2025 ANNUAL REPORT





INTRODUCTION

Metropolitan Enforcement Groups (MEGs) continue to be an important component in the effort to combat illicit drug, illegally possessed firearms, and human trafficking throughout Illinois. MEGs collaborate with state, federal, and local law enforcement agencies to enforce Illinois drug laws, investigate street gang activity, and participate in proactive human trafficking operations aimed at recovering victims. MEGs partner with the Statewide Terrorism Intelligence Center (STIC) and Illinois National Guard Counterdrug analysts to reduce crime through intelligence-led policing with focused enforcement efforts on felony level drug distribution. MEG partnerships with community groups, local stakeholders, and drug treatment providers have led MEGs to adjust their focus on not only enforcement, but treatment of substance use disorders in the communities they serve.

The nine MEGs span across 20 Illinois counties, including Scott County Iowa, with these Illinois counties populous of 3,047,389 people, or 23% of the state's overall population. Each MEG is overseen by a policy board consisting of Illinois State Police, elected county sheriffs, and law enforcement chiefs, or their designees. The nine MEGs are staffed by 87 total sworn officers, 27 from ISP, and 60 officers from local and federal agencies. Administrative staff account for 19 positions that are tasked with managing budgets, monthly reporting, intelligence data, and asset seizures.

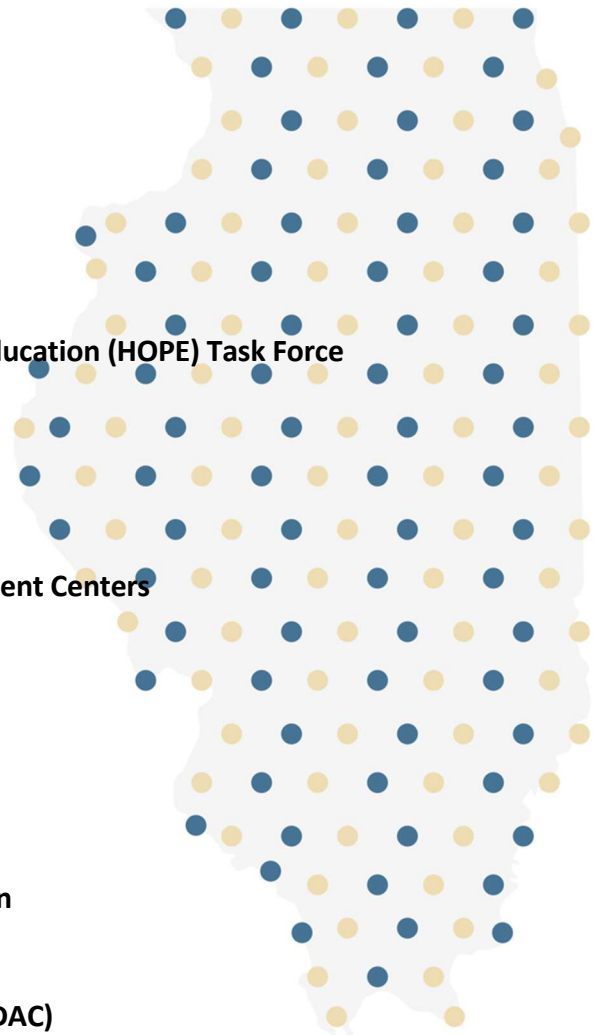
The MEGs unit's effectiveness was highlighted in a 2017 Illinois Criminal Justice Information Authority (ICJIA) report that found they were more effective than their local counterparts in felony drug arrests and drug trafficking enforcement. MEGs are also active in addressing human trafficking by working with intelligence-based software to locate and recover victims. This broadens their impact, showing that their role goes beyond drug-related crime and contributes to addressing human exploitation. The annual MEG report includes statewide activity totals as well as individual activity for each MEG unit, including arrest statistics, drug and gun seizures, gang arrests and human trafficking statistics for calendar year 2025.

COMMUNITY PARTNERSHIPS

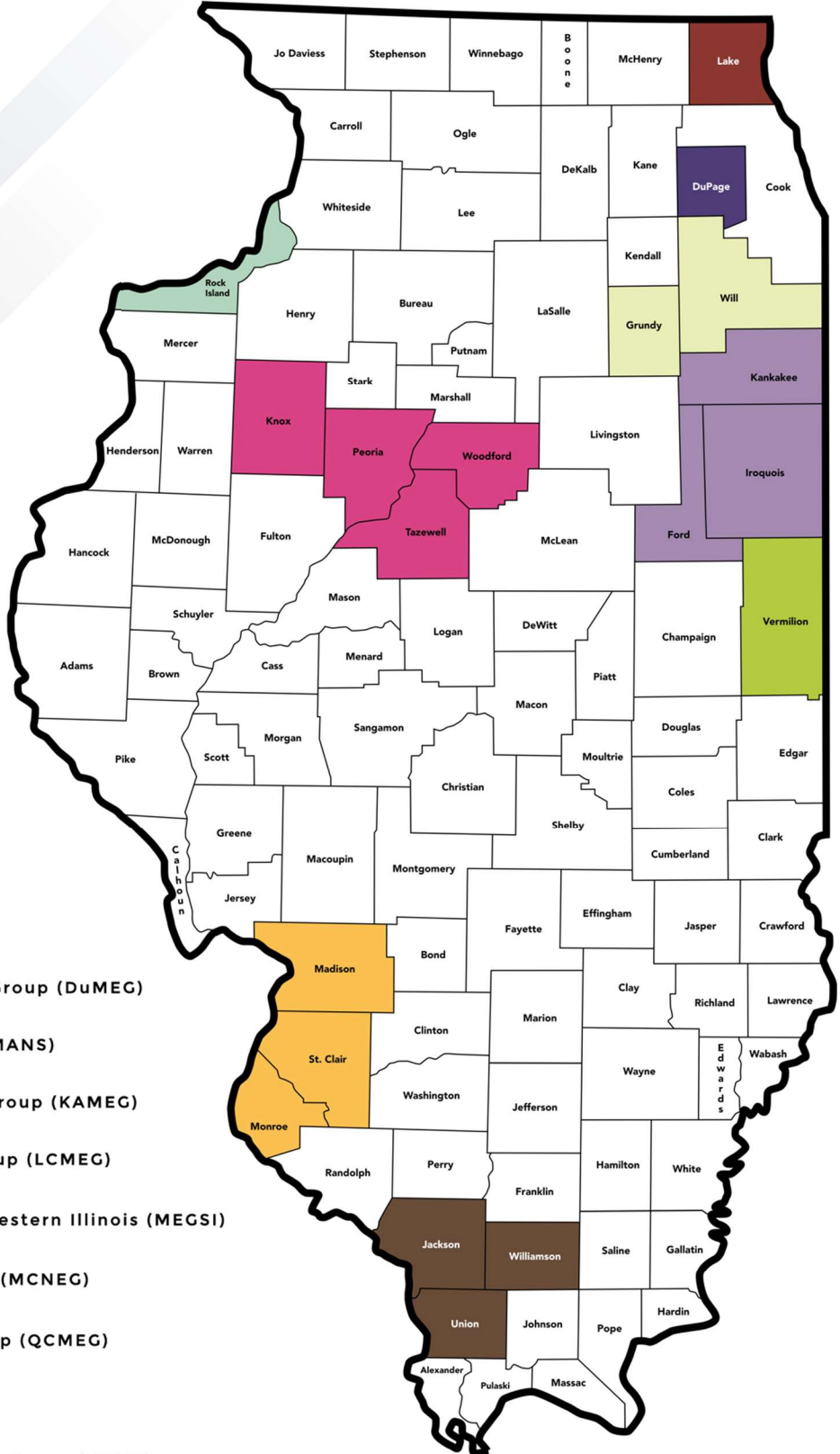
Metropolitan Enforcement Groups (MEGs) are on the front line of narcotic enforcement strategies, prevention, and treatment strategies. Through community partnerships forged through TASC (Treatment Alternative for Safe Communities), MEGs increase awareness of drug abuse trends and work with various groups to keep drug abusers out of the criminal justice system by focusing enforcement efforts on felony level drug distribution and trafficking.

In 2025, MEGs partnered with and/or provided prevention and education seminars to the following community groups:

- Alcohol and Substance Abuse Council (ASAC)**
- Behavioral Alliance of Will/Grundy County**
- Carle Health**
- Carterville Grade School**
- Center for Alcohol and Drug Services (CAD)**
- CHOICES Deflection Program**
- Drug Enforcement Agency (DEA)**
- Deflection Avenues Reconnection Team (DART)**
- DuPage County Heroin/Opioid Prevention and Education (HOPE) Task Force**
- DuPage County Prevention Leadership Team**
- DuPage Overdose Fatality Review Team**
- East Central Illinois Deflection Initiative
"Faith in Blue"**
- Federal Bureau of Investigations (FBI)**
- Gateway Foundation of Alcohol and Drug Treatment Centers**
- Grundy County Area Vocational Center**
- Herrin Community Blood Drive**
- Kettler Behavioral Health Services**
- Little Egypt Alternative Pathways (LEAP)**
- Massac County Drug Coalition**
- National Alliance on Mental Health (NAMI)**
- Partnership of Drug Free Community (Chesnut)**
- Quad Cities Substance Abuse Prevention Coalition**
- Rosecrance**
- Saint Eugene School in Chicago**
- Southern Illinois Drug Awareness Conference (SIDAC)**
- Treatment Alternatives for Safe Communities (TASC)**
- U.S. Marshals**
- Will/Grundy Safe Passage Initiative**



METROPOLITAN ENFORCEMENT GROUPS



- DuPage County Metropolitan Enforcement Group (DuMEG)
- Joliet Metropolitan Area Narcotics Squad (MANS)
- Kankakee Area Metropolitan Enforcement Group (KAMEG)
- Lake County Metropolitan Enforcement Group (LCMEG)
- Metropolitan Enforcement Group of Southwestern Illinois (MEGSI)
- Multi-County Narcotics Enforcement Group (MCNEG)
- Quad Cities Metropolitan Enforcement Group (QCMEG)
- Southern Illinois Enforcement Group (SIEG)
- Vermilion County Metropolitan Enforcement Group (VMEG)

CY25 MEG FUNDING AND PERSONNEL

FUNDING

MEG	Federal Forfeiture	State Forfeiture	DTPF	Total Funding
DUMEG	\$0.00	\$44,310.00	\$110,000.00	\$154,310.00
JMANS	\$0.00	\$111,020.00	\$0.00	\$111,020.00
KAMEG	\$0.00	\$117,000.00	\$0.00	\$117,000.00
LCMEG	\$0.00	\$156,350.00	\$0.00	\$156,350.00
MCNEG	\$0.00	\$105,300.00	\$0.00	\$105,300.00
MEGSI	\$129,800.00	\$16,020.00	\$0.00	\$145,820.00
QCMEG	\$117,210.00	\$0.00	\$0.00	\$117,210.00
SIEG	\$129,740.00	\$0.00	\$0.00	\$129,740.00
VMEG	\$133,250.00	\$0.00	\$0.00	\$133,250.00
TOTALS	\$510,000.00	\$550,000.00	\$110,000.00	\$1,170,000.00

METROPOLITAN ENFORCEMENT GROUP PERSONNEL SUMMARY

	ISP	Local	Federal	Administrative	Total
DUMEG	3	9	1	3	16
JMANS	5	8	2	2	17
KAMEG	3	6	2	1	12
LCMEG	3	6	1	2	12
MCNEG	1	4	0	1	6
MEGSI	3	8	2	3	16
QCMEG	3	4	1	2	10
SIEG	4	1	1	1	7
VMEG	2	4	0	4	10
TOTAL	27	50	10	19	106

STATEWIDE MEG TOTALS

Cases Opened		Closed by Arrest		Administratively Closed		Ongoing Investigations (Avg.)	
CY24	CY25	CY24	CY25	CY24	CY25	CY24	CY25
1,375	1,203	705	784	458	513	1,892	1,429
Change	-12.5%	Change	11.2%	Change	12%	Change	-24.5%

	CY24	CY25	Change
Gang Members Arrested	41	68	65.9%
Weapons Seized	445	331	-25.6%

Drugs Seized*	CY24	CY25
Cannabis (Illegally Possessed)	7,622,652	2,827,456
Cannabis Plants (Illegally Possessed)	78,054	59,576
Cocaine	195,014	685,336
Crack	1,416	1,796
Ecstasy	562	330,897
Edibles/Vapes (Illegally Possessed)	523,318	17,586
Fentanyl/Carfentanyl	52,139	12,249
Heroin	280	329
LSD	1,030	13
Methamphetamine	93,661	196,912
Other Dangerous Drugs	1,196	431,981
Pharmaceuticals	2,683	4,982
Psilocybin	81,186	31,933

ALL AMOUNTS LISTED IN GRAMS

CY 2025 INFORMATION

STATEWIDE MEG TOTALS

DRUG ENFORCEMENT ACTIVITY

Drug	Seizures	Units	Street Value
Cannabis (Illegally Possessed)	374	2,827,456	\$11,309,824
Cannabis Plants (Illegally Possessed)	5	59,576	\$238,304
Cocaine	415	685,336	\$68,533,600
Crack	162	1,796	\$179,600
Ecstasy	26	330,897	\$6,617,940
Edibles/Vapes (Illegally Possessed)	33	17,586	\$1,758,600
Fentanyl/Carfentanyl	135	12,249	\$1,224,900
Heroin	46	329	\$32,900
LSD	15	13	\$65
Methamphetamine	420	196,912	\$19,691,200
Other Dangerous Drugs	23	431,981	\$43,198,700
Pharmaceuticals	39	4,982	\$74,730
Psilocybin	59	31,933	\$159,665
Totals	1,752	4,601,046	\$153,020,028

Street Values are the national average price per gram according to HIDTA 2025 Report

DRUG ARREST ACTIVITY

Arrests for:	Delivery	Possession	Prosecutions	Convictions
Cannabis (Illegally Possessed)	59	27	70	56
Cannabis Plants (Illegally Possessed)	0	4	6	4
Cocaine	82	72	135	86
Crack	17	25	22	14
Ecstasy	4	3	5	6
Edibles/Vapes (Illegally Possessed)	6	0	2	2
Fentanyl/Carfentanyl	21	26	40	24
Heroin	10	14	24	13
LSD	4	4	6	5
Methamphetamine	96	155	212	119
Other Dangerous Drugs	2	11	6	7
Pharmaceuticals	0	2	1	0
Psilocybin	10	8	13	6
Totals	311	351	542	342

STATEWIDE MEG TOTALS

HUMAN TRAFFICKING	CY24	CY25	+/-
Human Trafficking Details	59	29	-50.8%
Human Trafficking Related Arrests	90	40	-55.6%
Human Trafficking Victims Recovered	16	8	-50%

GANG ARREST

1600	1
4 Corner Hustler	1
900 Boys	11
Ayran Brotherhood	1
Black Disciples	1
Black P Stones	5
Black Stone	1
Gangster 26	1
Gangster Disciples	3
GED	6
Harrison Gents	6
Latin Count	3
Latin Kings	14
Maniac	1
Maniac Latin Disciple	1
Outlaws (Motorcycle Club)	2
Rude Boys	2
Satan Disciples	2
Two Two Boys	1
Vice Lords	4
White Supremacist	1
Total Gang Arrests	68

WEAPON SEIZURES

Weapons Seized	Total Confiscated
Fully Automatic (any type)	6
Pistols (Automatic)	86
Pistols (Regular)	125
Revolvers	18
Rifles	58
Shotgun/Conventional	32
Shotgun/Sawed Off	4
Total Weapons Seized	331

DuPage Co MEG (DUMEG)

Cases Opened		Closed by Arrest		Administratively Closed		Ongoing Investigations (Avg.)	
CY24	CY25	CY24	CY25	CY24	CY25	CY24	CY25
244	185	130	116	122	116	248	233
Change	-24.2%	Change	-10.8%	Change	-4.9%	Change	-6%

	CY24	CY25	Change
Gang Members Arrested	8	8	NC
Weapons Seized	72	18	-75%

	CY24	CY25
Cannabis (Illegally Possessed)	126,311	8,376
Cannabis Plants (Illegally Possessed)	13,166	0
Cocaine	9,354	8,539
Crack	25	62
Ecstasy	14	25
Edibles/Vapes (Illegally Possessed)	0	1,135
Fentanyl/Carfentanyl	737	1,357
Heroin	37	40
LSD	780	2
Methamphetamine	1,784	553
Other Dangerous Drugs	15	526
Pharmaceuticals	178	372
Psilocybin	20,822	1,248

ALL AMOUNTS LISTED IN GRAMS

CY 2025 INFORMATION

PERSONNEL	
ISP:	3
Local:	9
Federal:	1
Administrative:	3
Total:	16

FUNDING	
Federal Forfeiture Funds:	\$0.00
State Forfeiture Funds:	\$44,310.00
DTPF:	\$110,000.00
Total:	\$154,310.00

DRUG ENFORCEMENT ACTIVITY

Drug	Seizures	Units	Street Value
Cannabis (Illegally Possessed)	23	8,376	\$33,504
Cannabis Plants (Illegally Possessed)	0	0	0
Cocaine	100	8,539	\$853,900
Crack	10	62	\$6,200
Ecstasy	6	25	500
Edibles/Vapes (Illegally Possessed)	5	1,135	\$113,500
Fentanyl/Carfentanyl	42	1,357	\$135,700
Heroin	4	40	\$4,000
LSD	11	2	26
Methamphetamine	8	553	\$55,300
Other Dangerous Drugs	6	526	\$52,600
Pharmaceuticals	3	372	\$5580
Psilocybin	7	1,248	\$6,240
Totals	225	22,235	\$1,267,050

DRUG ARREST ACTIVITY

Arrests for:	Delivery	Possession	Prosecutions	Convictions
Cannabis (Illegally Possessed)	2	7	9	6
Cannabis Plants (Illegally Possessed)	0	0	0	0
Cocaine	14	16	30	7
Crack	1	1	2	0
Ecstasy	0	1	1	1
Edibles/Vapes (Illegally Possessed)	0	0	0	0
Fentanyl/Carfentanyl	6	4	10	0
Heroin	1	4	5	1
LSD	2	2	4	4
Methamphetamine	0	9	9	2
Other Dangerous Drugs	2	1	0	3
Pharmaceuticals	0	0	0	0
Psilocybin	0	1	1	0
Totals	28	46	71	24

HUMAN TRAFFICKING

	CY24	CY25	Change
Human Trafficking Details	10	7	-30%
Human Trafficking Related Arrests	34	10	-70.6%
Human Trafficking Victims Recovered	0	0	NC

GANG ARREST

Gang Name:	Arrests
4 Corner Hustler	1
Gangster 26	1
Latin Count	3
Latin Kings	1
Maniac Latin Disciples	1
Two Two Boys	1
Total Gang Arrests	8

WEAPON SEIZURES

Weapons Seized	Total Confiscated
Fully Automatic (any type)	0
Pistols (Automatic)	0
Pistols (Regular)	15
Revolvers	0
Rifles	2
Shotgun/Conventional	1
Shotgun/Sawed Off	0
Total Weapons Seized	18

Joliet MANS (JMANS)

Cases Opened		Closed by Arrest		Administratively Closed		Ongoing Investigations (Avg.)	
CY24	CY25	CY24	CY25	CY24	CY25	CY24	CY25
122	96	71	54	47	41	200	194
Change	-21.3%	Change	-23.9%	Change	-12.8%	Change	-3%

	CY24	CY25	Change
Gang Members Arrested	3	0	-100%
Weapons Seized	19	24	26.3%

Drugs Seized*	CY24	CY25
Cannabis (Illegally Possessed)	1,347,321	148,305
Cannabis Plants (Illegally Possessed)	0	0
Cocaine	50,922	58,532
Crack	79	336
Ecstasy	13	261
Edibles/Vapes (Illegally Possessed)	541	698
Fentanyl/Carfentanyl	1,040	178
Heroin	1	57
LSD	203	0
Methamphetamine	15,501	12,302
Other Dangerous Drugs	0	76
Pharmaceuticals	2	2,502
Psilocybin	55,756	2,381

ALL AMOUNTS LISTED IN GRAMS

CY 2025 INFORMATION

PERSONNEL	
ISP:	5
Local:	8
Federal:	2
Administrative:	2
Total:	17

FUNDING	
Federal Forfeiture Funds:	\$0.00
State Forfeiture Funds:	\$111,020.00
DTPF:	\$0.00
Total:	\$111,020.00

DRUG ENFORCEMENT ACTIVITY

Drug	Seizures	Units	Street Value
Cannabis (Illegally Possessed)	14	148,305	593,220
Cannabis Plants (Illegally Possessed)	0	0	0
Cocaine	116	58,532	5,853,200
Crack	18	336	33,600
Ecstasy	2	261	5,220
Edibles/Vapes (Illegally Possessed)	2	698	69,800
Fentanyl/Carfentanyl	1	178	17,800
Heroin	13	57	5,700
LSD	0	0	0
Methamphetamine	21	12,302	1,230,200
Other Dangerous Drugs	1	76	7,600
Pharmaceuticals	4	2,502	37,530
Psilocybin	5	2,381	11,905
Totals	197	225,628	\$7,865,775

DRUG ARREST ACTIVITY

Arrests for:	Delivery	Possession	Prosecutions	Convictions
Cannabis (Illegally Possessed)	0	1	1	0
Cannabis Plants (Illegally Possessed)	0	0	0	0
Cocaine	28	10	38	24
Crack	1	2	3	2
Ecstasy	1	0	1	1
Edibles/Vapes (Illegally Possessed)	0	0	0	0
Fentanyl/Carfentanyl	2	0	2	4
Heroin	0	0	0	3
LSD	0	0	0	0
Methamphetamine	2	3	5	2
Other Dangerous Drugs	0	0	0	0
Pharmaceuticals	0	0	0	0
Psilocybin	0	1	1	0
Totals	34	17	51	36



HUMAN TRAFFICKING

	CY24	CY25	Change
Human Trafficking Details	1	0	-100%
Human Trafficking Related Arrests	6	0	-100%
Human Trafficking Victims Recovered	0	0	NC

GANG ARREST

Gang Name:	Arrests
None	0
Total Gang Arrests	0

WEAPON SEIZURES

Weapons Seized	Total Confiscated
Fully Automatic (any type)	0
Pistols (Automatic)	0
Pistols (Regular)	15
Revolvers	2
Rifles	5
Shotgun/Conventional	2
Shotgun/Sawed Off	0
Total Weapons Seized	24

Kankakee Area MEG (KMEG)

Cases Opened		Closed by Arrest		Administratively Closed		Ongoing Investigations (Avg.)	
CY24	CY25	CY24	CY25	CY24	CY25	CY24	CY25
145	143	84	122	6	146	12	130
Change	-1.4%	Change	45.2%	Change	+100%	Change	+100%

	CY24	CY25	Change
Gang Members Arrested	24	38	58.3%
Weapons Seized	71	53	-25.4%

Drugs Seized*	CY24	CY25
Cannabis (Illegally Possessed)	101,322	24,761
Cannabis Plants (Illegally Possessed)	0	47,000
Cocaine	93,937	18,394
Crack	115	234
Ecstasy	31	8
Edibles/Vapes (Illegally Possessed)	0	9
Fentanyl/Carfentanyl	194	45
Heroin	17	48
LSD	1	2
Methamphetamine	1,018	2,236
Other Dangerous Drugs	0	40
Pharmaceuticals	0	93
Cannabis (Illegally Possessed)	101,322	24,761

ALL AMOUNTS LISTED IN GRAMS

CY 2025 INFORMATION

PERSONNEL	
ISP:	3
Local:	6
Federal:	2
Administrative:	1
Total:	12

FUNDING	
Federal Forfeiture Funds:	\$0.00
State Forfeiture Funds:	\$117,000.00
DTPF:	\$0.00
Total:	\$117,000.00

DRUG ENFORCEMENT ACTIVITY

Drug	Seizures	Units	Street Value
Cannabis (Illegally Possessed)	20	24,761	\$99,044
Cannabis Plants (Illegally Possessed)	1	47,000	\$188,000
Cocaine	50	18,394	\$1,839,400
Crack	46	234	\$23,400
Ecstasy	2	8	\$160
Edibles/Vapes (Illegally Possessed)	2	9	\$900
Fentanyl/Carfentanyl	9	45	\$4,500
Heroin	11	48	\$4,800
LSD	2	2	\$26
Methamphetamine	43	2,236	\$223,600
Other Dangerous Drugs	2	40	\$4,000
Pharmaceuticals	2	93	\$1,395
Psilocybin	4	236	\$1,180
Totals	194	93,106	\$2,390,405

DRUG ARREST ACTIVITY

Arrests for:	Delivery	Possession	Prosecutions	Convictions
Cannabis (Illegally Possessed)	6	12	2	2
Cannabis Plants (Illegally Possessed)	0	1	2	2
Cocaine	5	16	17	16
Crack	7	17	6	6
Ecstasy	2	2	1	1
Edibles/Vapes (Illegally Possessed)	0	0	0	0
Fentanyl/Carfentanyl	4	6	3	3
Heroin	2	5	7	7
LSD	1	1	0	0
Methamphetamine	10	24	21	18
Other Dangerous Drugs	0	4	0	0
Pharmaceuticals	0	0	0	0
Psilocybin	5	2	2	2
Totals	42	90	61	57

HUMAN TRAFFICKING

	CY24	CY25	Change
Human Trafficking Details	18	1	-94.4%
Human Trafficking Related Arrests	15	1	-93.3%
Human Trafficking Victims Recovered	2	3	50%

GANG ARREST

Gang Name:	Arrests
900 Boys	11
Black P. Stones	3
Gangster Disciples	2
Harrison Gents	6
Latin Kings	13
Outlaws (Motorcycle Club)	1
Satan Disciples	2
Total Gang Arrests	38

WEAPON SEIZURES

Weapons Seized	Total Confiscated
Fully Automatic (any type)	2
Pistols (Automatic)	0
Pistols (Regular)	27
Revolvers	2
Rifles	11
Shotgun/Conventional	7
Shotgun/Sawed Off	0
Total Weapons Seized	49

LAKE COUNTY MEG (LCMEG)

Cases Opened		Closed by Arrest		Administratively Closed		Ongoing Investigations (Avg.)	
CY24	CY25	CY24	CY25	CY24	CY25	CY24	CY25
151	133	66	53	32	29	23	30
Change	-11.9%	Change	-16.7%	Change	-9.4%	Change	30.4%

	CY24	CY25	Change
Gang Members Arrested	4	4	NC
Weapons Seized	57	25	-56.1%

Drugs Seized*	CY24	CY25
Cannabis (Illegally Possessed)	3,321,018	601,696
Cannabis Plants (Illegally Possessed)	64,864	3,629
Cocaine	707	361
Crack	22	269
Ecstasy	0	0
Edibles/Vapes (Illegally Possessed)	100	2,808
Fentanyl/Carfentanyl	631	39
Heroin	0	0
LSD	1	0
Methamphetamine	61	526
Other Dangerous Drugs	0	1,049
Pharmaceuticals	33	23
Psilocybin	1,080	735

ALL AMOUNTS LISTED IN GRAMS

CY 2025 INFORMATION

PERSONNEL	
ISP:	3
Local:	6
Federal:	1
Administrative:	2
Total:	12

FUNDING	
Federal Forfeiture Funds:	\$0.00
State Forfeiture Funds:	\$156,350.00
DTPF:	\$0.00
Total:	\$156,350.00

DRUG ENFORCEMENT ACTIVITY

Drug	Seizures	Units	Street Value
Cannabis (Illegally Possessed)	9	601,696	\$2,406,784
Cannabis Plants (Illegally Possessed)	1	3,629	\$14,516
Cocaine	21	361	\$36,100
Crack	22	269	\$26,900
Ecstasy	0	0	\$0
Edibles/Vapes (Illegally Possessed)	2	2,808	\$280,800
Fentanyl/Carfentanyl	6	39	\$3,900
Heroin	0	0	\$0
LSD	0	0	\$0
Methamphetamine	11	526	\$52,600
Other Dangerous Drugs	1	1,049	\$104,900
Pharmaceuticals	5	23	\$345
Psilocybin	5	735	\$3,675
Totals	83	611,135	\$2,930,520

DRUG ARREST ACTIVITY

Arrests for:	Delivery	Possession	Prosecutions	Convictions
Cannabis (Illegally Possessed)	6	0	6	0
Cannabis Plants (Illegally Possessed)	0	2	3	1
Cocaine	7	10	7	5
Crack	1	0	1	0
Ecstasy	0	0	1	1
Edibles/Vapes (Illegally Possessed)	1	0	0	0
Fentanyl/Carfentanyl	4	0	4	1
Heroin	0	2	2	0
LSD	1	0	1	0
Methamphetamine	1	4	5	1
Other Dangerous Drugs	0	3	3	1
Pharmaceuticals	0	0	0	0
Psilocybin	2	0	2	0
Totals	23	21	35	10

HUMAN TRAFFICKING

	CY24	CY25	Change
Human Trafficking Details	2	3	50%
Human Trafficking Related Arrests	5	4	-20%
Human Trafficking Victims Recovered	0	0	NC

GANG ARREST

Gang Name:	Arrests
Black P Stone	2
Vice Lords	2
Total Gang Arrests	4

WEAPON SEIZURES

Weapons Seized	Total Confiscated
Fully Automatic (any type)	0
Pistols (Automatic)	0
Pistols (Regular)	17
Revolvers	0
Rifles	5
Shotgun/Conventional	1
Shotgun/Sawed Off	0
Total Weapons Seized	23



MULTI-COUNTY NARCOTICS ENFORCMENT GROUP (MCNEG)

Cases Opened		Closed by Arrest		Administratively Closed		Ongoing Investigations (Avg.)	
CY24	CY25	CY24	CY25	CY24	CY25	CY24	CY25
69	36	20	17	51	17	5	4
Change	-47.8%	Change	-15%	Change	-66.7%	Change	-20%

	CY24	CY25	Change
Gang Members Arrested	1	3	+100%
Weapons Seized	12	41	+100%

Drugs Seized*	CY24	CY25
Cannabis (Illegally Possessed)	16,352	27,300
Cannabis Plants (Illegally Possessed)	0	0
Cocaine	895	2,719
Crack	0	162
Ecstasy	492	2
Edibles/Vapes (Illegally Possessed)	1,198	0
Fentanyl/Carfentanyl	0	0
Heroin	32	8
LSD	0	0
Methamphetamine	10,134	2,343
Other Dangerous Drugs	325	234
Pharmaceuticals	1,300	0
Psilocybin	45	0

ALL AMOUNTS LISTED IN GRAMS

CY 2025 INFORMATION

PERSONNEL	
ISP:	1
Local:	4
Federal:	0
Administrative:	1
Total:	6

FUNDING	
Federal Forfeiture Funds:	\$0.00
State Forfeiture Funds:	\$105,300.00
DTPF:	\$0.00
Total:	\$105,300.00

DRUG ENFORCEMENT ACTIVITY

Drug	Seizures	Units	Street Value
Cannabis (Illegally Possessed)	7	27,300	\$109,200
Cannabis Plants (Illegally Possessed)	0	0	\$0
Cocaine	22	2,719	\$271,900
Crack	6	162	\$16,200
Ecstasy	1	2	\$40
Edibles/Vapes (Illegally Possessed)	0	0	\$0
Fentanyl/Carfentanyl	0	0	\$0
Heroin	3	8	\$800
LSD	0	0	\$0
Methamphetamine	38	2,343	\$234,300
Other Dangerous Drugs	3	234	\$23,400
Pharmaceuticals	0	0	\$0
Psilocybin	0	0	\$0
Totals	80	32,768	\$655,850

DRUG ARREST ACTIVITY

Arrests for:	Delivery	Possession	Prosecutions	Convictions
Cannabis (Illegally Possessed)	1	1	1	0
Cannabis Plants (Illegally Possessed)	0	0	0	0
Cocaine	2	2	2	0
Crack	1	0	0	0
Ecstasy	0	0	0	0
Edibles/Vapes (Illegally Possessed)	0	0	0	0
Fentanyl/Carfentanyl	0	0	0	0
Heroin	0	0	0	0
LSD	0	0	0	0
Methamphetamine	7	1	8	1
Other Dangerous Drugs	0	0	0	0
Pharmaceuticals	0	0	0	0
Psilocybin	0	0	0	0
Totals	11	4	11	1

HUMAN TRAFFICKING

	CY24	CY25	Change
Human Trafficking Details	1	4	+100%
Human Trafficking Related Arrests	1	4	+100%
Human Trafficking Victims Recovered	4	0	-100%

GANG ARREST

Gang Name:	Arrests
Outlaw Motorcycle Club	1
Aryan Brotherhood	1
White Supremacist	1
Total Gang Arrests	3

WEAPON SEIZURES

Weapons Seized	Total Confiscated
Fully Automatic (any type)	0
Pistols (Automatic)	0
Pistols (Regular)	21
Revolvers	3
Rifles	9
Shotgun/Conventional	7
Shotgun/Sawed Off	1
Total Weapons Seized	41



MEG OF SOUTHWESTERN ILLINOIS (MEGSI)

Cases Opened		Closed by Arrest		Administratively Closed		Ongoing Investigations (Avg.)	
CY24	CY25	CY24	CY25	CY24	CY25	CY24	CY25
310	338	134	267	84	71	823	714
Change	9%	Change	99.3%	Change	-15.5%	Change	-13.2%

	CY24	CY25	Change
Gang Members Arrested	0	0	NC
Weapons Seized	92	49	-46.7%

Drugs Seized*	CY24	CY25
Cannabis (Illegally Possessed)	1,924,684	1,935,702
Cannabis Plants (Illegally Possessed)	24	3,822
Cocaine	17,107	544,368
Crack	588	68
Ecstasy	0	319,604
Edibles/Vapes (Illegally Possessed)	519,895	6,713
Fentanyl/Carfentanyl	601	10,250
Heroin	6	1
LSD	45	9
Methamphetamine	23,417	50,029
Other Dangerous Drugs	602	413,250
Pharmaceuticals	1,115	1,735
Psilocybin	2,175	22,436

ALL AMOUNTS LISTED IN GRAMS

CY 2025 INFORMATION

PERSONNEL	
ISP:	3
Local:	8
Federal:	2
Administrative:	3
Total:	16

FUNDING	
Federal Forfeiture Funds:	\$129,800.00
State Forfeiture Funds:	\$16,020.00
DTPF:	\$0.00
Total:	\$145,820.00

DRUG ENFORCEMENT ACTIVITY

Drug	Seizures	Units	Street Value
Cannabis (Illegally Possessed)	104	1,935,702	\$7,742,808
Cannabis Plants (Illegally Possessed)	1	3,822	\$15,288
Cocaine	40	544,368	\$54,436,800
Crack	21	68	\$6,800
Ecstasy	2	319,604	\$6,392,080
Edibles/Vapes (Illegally Possessed)	4	6,713	\$671,300
Fentanyl/Carfentanyl	63	10,250	\$1,025,000
Heroin	1	1	\$100
LSD	2	9	\$117
Methamphetamine	121	50,029	\$5,002,900
Other Dangerous Drugs	5	413,250	\$41,325,000
Pharmaceuticals	6	1,735	\$26,025
Psilocybin	16	22,436	\$112,180
Totals	386	3,307,987	\$116,756,398

DRUG ARREST ACTIVITY

Arrests for:	Delivery	Possession	Prosecutions	Convictions
Cannabis (Illegally Possessed)	24	2	26	26
Cannabis Plants (Illegally Possessed)	0	1	1	1
Cocaine	12	14	26	18
Crack	1	1	2	3
Ecstasy	1	0	1	2
Edibles/Vapes (Illegally Possessed)	2	0	2	2
Fentanyl/Carfentanyl	1	16	17	11
Heroin	0	1	1	1
LSD	0	1	1	1
Methamphetamine	22	84	104	64
Other Dangerous Drugs	0	3	3	3
Pharmaceuticals	0	0	0	0
Psilocybin	0	4	4	3
Totals	63	127	188	135

HUMAN TRAFFICKING

	CY24	CY25	Change
Human Trafficking Details	18	2	-88.9%
Human Trafficking Related Arrests	15	11	-26.7%
Human Trafficking Victims Recovered	9	0	-100%

GANG ARREST

Gang Name:	Arrests
Total Gang Arrests	0

WEAPON SEIZURES

Weapons Seized	Total Confiscated
Fully Automatic (any type)	3
Pistols (Automatic)	38
Pistols (Regular)	0
Revolvers	3
Rifles	4
Shotgun/Conventional	1
Shotgun/Sawed Off	0
Total Weapons Seized	49

QUAD CITY MEG (QCMEG)

Cases Opened		Closed by Arrest		Administratively Closed		Ongoing Investigations (Avg.)	
CY24	CY25	CY24	CY25	CY24	CY25	CY24	CY25
150	147	72	73	80	83	90	75
Change	-2%	Change	1.4%	Change	3.8%	Change	-16.7%

	CY24	CY25	Change
Gang Members Arrested	1	3	+100%
Weapons Seized	66	80	21.2%

Drugs Seized*	CY24	CY25
Cannabis (Illegally Possessed)	158,498	59,799
Cannabis Plants (Illegally Possessed)	0	5,120
Cocaine	1,889	419
Crack	338	132
Ecstasy	4	245
Edibles/Vapes (Illegally Possessed)	1,575	5,952
Fentanyl/Carfentanyl	389	220
Heroin	24	70
LSD	0	0
Methamphetamine	6,883	25,187
Other Dangerous Drugs	1	2
Pharmaceuticals	53	87
Psilocybin	532	4,897

ALL AMOUNTS LISTED IN GRAMS

CY 2025 INFORMATION

PERSONNEL	
ISP:	3
Local:	4
Federal:	1
Administrative:	2
Total:	10

FUNDING	
Federal Forfeiture Funds:	\$117,210.00
State Forfeiture Funds:	\$0.00
DTPF:	\$0.00
Total:	\$117,210.00

DRUG ENFORCEMENT ACTIVITY

Drug	Seizures	Units	Street Value
Cannabis (Illegally Possessed)	167	59,799	\$239,196
Cannabis Plants (Illegally Possessed)	1	5,120	\$20,480
Cocaine	52	419	\$41,900
Crack	17	132	\$13,200
Ecstasy	10	245	\$4,900
Edibles/Vapes (Illegally Possessed)	15	5,952	\$119,040
Fentanyl/Carfentanyl	7	220	\$22,000
Heroin	13	70	\$7,000
LSD	0	0	\$0
Methamphetamine	134	25,187	\$2,518,700
Other Dangerous Drugs	2	2	\$200
Pharmaceuticals	12	87	\$1,305
Psilocybin	22	4,897	\$24,485
Totals	452	102,130	\$3,012,406

DRUG ARREST ACTIVITY

Arrests for:	Delivery	Possession	Prosecutions	Convictions
Cannabis (Illegally Possessed)	18	3	23	18
Cannabis Plants (Illegally Possessed)	0	0	0	0
Cocaine	9	1	10	14
Crack	1	0	1	1
Ecstasy	0	0	0	0
Edibles/Vapes (Illegally Possessed)	3	0	0	0
Fentanyl/Carfentanyl	2	0	2	3
Heroin	5	0	5	1
LSD	0	0	0	0
Methamphetamine	31	9	39	19
Other Dangerous Drugs	0	0	0	0
Pharmaceuticals	0	0	0	0
Psilocybin	3	0	3	1
Totals	72	13	83	57

HUMAN TRAFFICKING

	CY24	CY25	Change
Human Trafficking Details	5	8	60%
Human Trafficking Related Arrests	5	4	-20%
Human Trafficking Victims Recovered	0	5	100%

GANG ARREST

Gang Name:	Arrests
Black Stone	1
Gangster Disciples	1
Maniac	1
Total Gang Arrests	3

WEAPON SEIZURES

Weapons Seized	Total Confiscated
Fully Automatic (any type)	1
Pistols (Automatic)	48
Pistols (Regular)	0
Revolvers	6
Rifles	14
Shotgun/Conventional	8
Shotgun/Sawed Off	3
Total Weapons Seized	80

SOUTHERN ILLINOIS ENFORCEMENT GROUP (SIEG)

Cases Opened		Closed by Arrest		Administratively Closed		Ongoing Investigations (Avg.)	
CY24	CY25	CY24	CY25	CY24	CY25	CY24	CY25
59	38	43	31	25	7	101	5
Change	-35.6%	Change	-27.9%	Change	-72%	Change	-95%

	CY24	CY25	Change
Gang Members Arrested	0	0	NC
Weapons Seized	17	34	100%

Drugs Seized*	CY24	CY25
Cannabis (Illegally Possessed)	392,989	19,133
Cannabis Plants (Illegally Possessed)	0	0
Cocaine	208	26
Crack	0	2,026
Ecstasy	0	10,700
Edibles/Vapes (Illegally Possessed)	0	0
Fentanyl/Carfentanyl	6	0
Heroin	0	41
LSD	0	0
Methamphetamine	1,953	6,426
Other Dangerous Drugs	250	15,800
Pharmaceuticals	0	56
Psilocybin	5	0

ALL AMOUNTS LISTED IN GRAMS

CY 2025 INFORMATION

PERSONNEL	
ISP:	4
Local:	1
Federal:	1
Administrative:	1
Total:	7

FUNDING	
Federal Forfeiture Funds:	\$129,740.00
State Forfeiture Funds:	\$0.00
DTPF:	\$0.00
Total:	\$129,740.00

DRUG ENFORCEMENT ACTIVITY

Drug	Seizures	Units	Street Value
Cannabis (Illegally Possessed)	19	19,133	\$76,532
Cannabis Plants (Illegally Possessed)	0	0	\$0
Cocaine	4	26	\$2,600
Crack	1	2	\$200
Ecstasy	1	10,700	\$214,000
Edibles/Vapes (Illegally Possessed)	0	0	\$0
Fentanyl/Carfentanyl	2	41	\$4,100
Heroin	0	0	\$0
LSD	0	0	\$0
Methamphetamine	23	6,426	\$642,600
Other Dangerous Drugs	2	15,800	\$1,580,000
Pharmaceuticals	2	56	\$840
Psilocybin	0	0	\$0
Totals	54	52,184	\$2,520,872

DRUG ARREST ACTIVITY

Arrests for:	Delivery	Possession	Prosecutions	Convictions
Cannabis (Illegally Possessed)	2	2	2	2
Cannabis Plants (Illegally Possessed)	0	0	0	0
Cocaine	1	0	1	2
Crack	0	0	0	0
Ecstasy	0	0	0	0
Edibles/Vapes (Illegally Possessed)	0	0	0	0
Fentanyl/Carfentanyl	3	1	0	1
Heroin	0	0	0	0
LSD	0	0	0	0
Methamphetamine	16	7	21	22
Other Dangerous Drugs	0	0	0	1
Pharmaceuticals	0	0	0	0
Psilocybin	0	0	0	0
Totals	22	10	24	28

HUMAN TRAFFICKING


	CY24	CY25	Change
Human Trafficking Details	2	1	-50%
Human Trafficking Related Arrests	6	6	NC
Human Trafficking Victims Recovered	0	0	NC

GANG ARREST

Gang Name:	Arrests
Total Gang Arrests	0

WEAPON SEIZURES

Weapons Seized	Total Confiscated
Fully Automatic (any type)	0
Pistols (Automatic)	0
Pistols (Regular)	19
Revolvers	2
Rifles	8
Shotgun/Conventional	5
Shotgun/Sawed Off	0
Total Weapons Seized	34



VERMILLION COUNTY MEG (VMEG)

Cases Opened		Closed by Arrest		Administratively Closed		Ongoing Investigations (Avg.)	
CY24	CY25	CY24	CY25	CY24	CY25	CY24	CY25
125	87	85	51	11	3	390	44
Change	-30.4%	Change	-40%	Change	-72.7%	Change	-88.7%

	CY24	CY25	Change
Gang Members Arrested	0	12	100%
Weapons Seized	39	13	-66.7%

Drugs Seized*	CY24	CY25
Cannabis (Illegally Possessed)	234,157	2,384
Cannabis Plants (Illegally Possessed)	0	5
Cocaine	19,995	51,978
Crack	249	531
Ecstasy	8	52
Edibles/Vapes (Illegally Possessed)	9	271
Fentanyl/Carfentanyl	48,541	119
Heroin	163	105
LSD	0	0
Methamphetamine	32,910	97,310
Other Dangerous Drugs	3	1,004
Pharmaceuticals	2	114
Psilocybin	420	0

ALL AMOUNTS LISTED IN GRAMS

CY 2025 INFORMATION

PERSONNEL	
ISP:	2
Local:	4
Federal:	0
Administrative:	4
Total:	10

FUNDING	
Federal Forfeiture Funds:	\$133,250.00
State Forfeiture Funds:	\$0.00
DTPF:	\$0.00
Total:	\$133,250.00

DRUG ENFORCEMENT ACTIVITY

Drug	Seizures	Units	Street Value
Cannabis (Illegally Possessed)	11	2,384	\$9,536
Cannabis Plants (Illegally Possessed)	1	5	\$20
Cocaine	10	51,978	\$5,197,800
Crack	21	531	\$53,100
Ecstasy	2	52	\$1,040
Edibles/Vapes (Illegally Possessed)	3	271	\$27,100
Fentanyl/Carfentanyl	5	119	\$119,000
Heroin	1	105	\$10,500
LSD	0	0	\$0
Methamphetamine	21	97,310	\$9,731,000
Other Dangerous Drugs	1	1,004	\$100,400
Pharmaceuticals	5	114	\$1,710
Psilocybin	0	0	\$0
Totals	81	153,873	\$15,251,206

DRUG ARREST ACTIVITY

Arrests for:	Delivery	Possession	Prosecutions	Convictions
Cannabis (Illegally Possessed)	1	1	2	4
Cannabis Plants (Illegally Possessed)	0	0	0	0
Cocaine	5	3	5	2
Crack	4	4	7	2
Ecstasy	0	0	0	0
Edibles/Vapes (Illegally Possessed)	0	0	0	0
Fentanyl/Carfentanyl	2	0	2	2
Heroin	2	2	4	0
LSD	0	0	0	0
Methamphetamine	15	16	21	12
Other Dangerous Drugs	0	0	0	0
Pharmaceuticals	0	2	1	0
Psilocybin	0	0	0	0
Totals	29	28	42	22

HUMAN TRAFFICKING

	CY24	CY25	Change
Human Trafficking Details	2	3	50%
Human Trafficking Related Arrests	3	0	-100%
Human Trafficking Victims Recovered	1	0	-100%

GANG ARREST

Gang Name:	Arrests
1600	1
Black Disciple	1
GED	6
Rude Boy	2
Vice Lords	2
Total Gang Arrests	12

WEAPON SEIZURES

Weapons Seized	Total Confiscated
Fully Automatic (any type)	0
Pistols (Automatic)	0
Pistols (Regular)	11
Revolvers	2
Rifles	0
Shotgun/Conventional	0
Shotgun/Sawed Off	0
Total Weapons Seized	13

2025 SUMMARY OF MEG ACTIVITY

	Cases Opened	Cases Closed by Arrests	Cases Administratively Closed	Ongoing Investigations
DuMEG	185	116	116	233
JMANS	96	54	41	194
KAMEG	143	122	146	130
LCMEG	133	53	29	30
MCNEG	36	17	17	4
MEGSI	338	267	71	714
QCMEG	147	73	83	75
SIEG	38	31	7	5
VMEG	87	51	3	44
TOTALS	1,203	784	513	1,429

APPENDIX

2025 ARREST BY DRUG CHARGE

	Totals		Cannabis		Cannabis Plants		Cocaine		Crack		Ecstasy		Fentanyl/Carfentanyl		Heroin		LSD		Meth		Other*	
	D	P	D	P	D	P	D	P	D	P	D	P	D	P	D	P	D	P	D	P	D	P
DuMEG	28	46	2	7	0	0	14	16	1	1	0	1	6	4	1	4	2	2	0	9	2	2
JMANS	34	17	0	1	0	0	28	10	1	2	1	0	2	0	0	0	0	0	2	3	0	1
KAMEG	42	90	6	12	0	1	5	16	7	17	2	2	4	6	2	5	1	1	10	24	5	6
LCMEG	23	21	6	0	0	2	7	10	1	0	0	0	4	0	0	2	1	0	1	4	3	3
MCNEG	11	4	1	1	0	0	2	2	1	0	0	0	0	0	0	0	0	0	7	1	0	0
MEGSI	63	127	24	2	0	1	12	14	1	1	1	0	1	16	0	1	0	1	22	84	2	7
QCMEG	72	13	18	3	0	0	9	1	1	0	0	0	2	0	5	0	0	0	31	9	6	0
SIEG	9	5	1	0	0	0	0	0	0	0	0	0	0	0	0	0	0	0	8	5	0	0
VMEG	29	28	1	1	0	0	5	3	4	4	0	0	2	0	2	2	0	0	15	16	0	2
TOTALS	311	351	59	27	0	4	82	72	17	25	4	3	21	26	10	14	4	4	96	155	18	21

2025 WEAPONS SEIZED BY TYPE

	All Fully Auto	Pistol Semi-Auto	Pistol Revolver	Rifle Semi-Auto	Shotguns	Totals
DuMEG	0	15	0	2	1	18
JMANS	0	15	2	5	2	24
KAMEG	2	27	2	11	7	49
LCMEG	0	17	0	5	1	23
MCNEG	0	21	3	9	8	41
MEGSI	3	38	3	4	1	49
QCMEG	1	48	6	14	11	80
SIEG	0	19	2	8	5	34
VMEG	0	11	2	0	0	13

APPENDIX

2025 MEG UNIT DRUG SEIZURES

	Totals	Cannabis	Cannabis Plants	Cocaine	Crack	Ecstasy	Fentanyl/ Carfentanyl	Heroin	LSD	Meth	Other*
DuMEG	225	23	0	100	10	6	42	4	11	8	21
JMANS	197	14	0	116	18	2	1	13	0	21	12
KAMEG	194	20	1	50	46	2	9	11	2	43	10
LCMEG	83	9	1	21	22	0	6	0	0	11	13
MCNEG	80	7	0	22	6	1	0	3	0	38	3
MEGSI	386	104	1	40	21	2	63	1	2	121	31
QCMEG	452	167	1	52	17	10	7	13	0	134	51
SIEG	54	19	0	4	1	1	2	0	0	23	4
VMEG	81	11	1	10	21	2	5	1	0	21	9
TOTALS	1,752	374	5	415	162	26	135	46	15	420	154

APPENDIX



2025
ANNUAL
REPORT

