



State of Illinois

2025 ANNUAL CANNABIS REPORT

Compiled by the Cannabis Regulation Oversight Office
September 30, 2025

The Illinois Cannabis Regulation and Tax Act (CRTA) requires annual reports from the Illinois Department of Financial and Professional Regulation,¹ the Illinois Department of Agriculture,² the Illinois State Police,³ the Adult Use Cannabis Health Advisory Committee,⁴ and the Department of Commerce and Economic Opportunity.⁵

The Compassionate Use of Medical Cannabis Program Act (CUMCPA) requires an annual report from the Illinois Department of Public Health,⁶ which is also included in this report to provide a comprehensive look at Illinois cannabis programs.

Finally, the Department of Revenue (IDOR) and Department of Human Services (DHS) prepared reports to support an understanding of the State’s annual cannabis-related and cannabis-funded programs.

The Cannabis Regulation Oversight Office sincerely thanks each agency and team for preparing the reports below.

Erin Johnson

Cannabis Regulation Oversight Officer

Solomon Hatch

Deputy Cannabis Regulation Oversight Officer
Administration

Nathaniel Inglis Steinfeld

Deputy Cannabis Regulation Oversight Officer
Research and Data

Amy Seidenbecker

Cannabis Regulation Oversight Office
Administration

Joe Alger

Cannabis Regulation Oversight Office
Research and Data

¹ 410 ILCS 705/55-80(a).

² 410 ILCS 705/55-80(b).

³ 410 ILCS 705/55-80(c).

⁴ 410 ILCS 705/55-80(d).

⁵ 410 ILCS 705/7-15(e).

⁶ 410 ILCS 130/160.

TABLE OF CONTENTS

- Illinois Department of Financial and Professional Regulation 8**
 - Summary 8
 - FY2025 Accomplishments..... 9
 - FY2026 Goals..... 10
 - IDFPR FY2026 Goals and Essential Projects:..... 10
 - Key Data Points 11**
 - Dispensing Organizations by County and Zip Code 11
 - Social Equity Applicant- or MBE-Owned Dispensing Organizations 12
 - Changes in Dispensing Organization License Ownership and Location 12
 - Dispensing Organization Agent, Agent-in-Charge, and Principal Officer Badging..... 13
 - Dispensing Organization Employee Diversity..... 15
 - Dispensing Organization Inspections and Disciplinary Action 16
 - Total Revenue from Dispensing Organizations by County 17
 - Statewide Sales by Product Type..... 18
 - IDFPR Tax Rate Recommendations..... 24
 - Funding Usage..... 25**
 - FY2025 Expenditures..... 25
 - FY25 Spending from 912 Fund 25
 - 26
 - FY25 Spending from 075 Fund 26
 - Updates and Initiatives 27**
 - Summary of FY2025 Updates 27
 - Summary of FY2025 Initiatives..... 27
- Illinois Department of Agriculture 28**
 - Summary 29
 - FY2025 AccomplishmeNTS 30
 - FY2026 Goals..... 31
 - IDOA FY2026 Goals and Essential Projects 31
 - Key Data Points 32**
 - Cultivation Centers, Craft Growers, Infusers, and Transporters by County and Zip Code..... 32
 - Social Equity Applicant- or MBE-Owned Cultivation Centers, Craft Growers, Infusers, and Transporters..... 33
 - Changes in Cultivation Center, Craft Grower, Infuser, and Transporter Ownership and Location ____ 34
 - Craft Grower, Infuser, and Transporter Licensing Process and Timeline 35


Cultivation Center, Craft Grower, Infuser, and Transporter Agent, Agent-in-Charge, and Principal Officer Badging _____	36
Cultivation Center, Craft Grower, Infuser, and Transporter Employee Diversity _____	37
Cultivation Center, Craft Grower, Infuser, and Transporter Inspections and Disciplinary Action ____	38
Total Revenue from Cultivation Centers, Craft Growers, Infusers, and Transporters _____	39
Total Revenue from Craft Growers and Infusers Sharing Premises or Ownership with a Dispensary _____	39
Total Revenue from Craft Growers Sharing Premises or Ownership with an Infuser _____	39
Total Revenue from Infusers Sharing Premises or Ownership with a Craft Grower _____	40
Total Revenue from Craft Growers Sharing Premises or Ownership with a Dispensary _____	40
Total Revenue from Infusers Sharing Premises or Ownership with a Dispensary _____	40
Total Revenue from Transporters _____	40
Total Revenue from Taxation, Licensing, and Other Fees _____	41
IDOA Tax Rate Recommendations _____	41
Funding Usage.....	42
FY2025 Expenditures _____	42
FY25 Spending from 0912 Fund _____	43
FY25 Spending from 0075 Fund _____	43
Updates and Initiatives	44
Summary of FY2025 Updates _____	44
Summary of FY2025 Initiatives _____	44
Illinois State Police _____	45
Summary.....	46
FY2025 Accomplishments.....	47
FY26 Goals.....	48
FY26 Essential Projects.....	48
FY25 Metrics	48
Key Data Points.....	49
Criminal History Record Expungement _____	49
Prisoner Review Board and Governor’s Pardon Process _____	49
State’s Attorney Vacate Process _____	49
Automatic Expungement of Minor Cannabis Offense Records _____	49
Cannabis Business Facility Inspections _____	51
Agent, Agent-in-Charge, and Principal Officer Background Checks _____	54
Effect of Cannabis Regulation on Law Enforcement Resources	55
Division of Forensic Services _____	55
Division of Patrol (DOP) _____	56
Division of Criminal Investigation (DCI) _____	58
Impact of Cannabis Regulation on Highway and Waterway Safety	61
Division of Patrol _____	61

Emerging Methods to Test for Presence of THC in Bodily Fluids	63
Division of Forensic Services.....	63
Division of the Academy and Training	63
Efficacy of Existing DUI Laws	64
Division of Academy and Training.....	64
Advanced Roadside Impaired Driving Enforcement (ARIDE).....	65
Drug Recognition Expert (DRE)	65
Division of Patrol.....	65
Funding Usage.....	66
Updates and Initiatives	67
Summary of FY25 Legislation	67
Emerging Trends and Issues	68
Illinois Department of Public Health.....	69
Summary.....	70
FY2025 Accomplishments.....	71
FY2026 Goals.....	72
IDPH FY26 Essential Projects	72
IDPH FY25 Metrics	72
Key Data Points	73
Program Overview.....	73
Number of applications and renewals filed for registry identification cards/registrations.....	74
Nature of the debilitating medical conditions of qualifying patients.....	75
Number of registry identification cards or registrations revoked for misconduct in FY25.	77
Number of certifying health care professionals providing certifications for qualifying patients in FY25	77
Number of registered medical cannabis dispensing organizations in FY25.....	78
The number of Opioid Alternative Patient Program participants	79
Funding Usage.....	80
Illinois Department of Revenue.....	82
.....	82
Summary.....	83
FY2025 Accomplishments.....	84
FY2026 Goals.....	85
IDOR FY2026 Goals	85
IDOR FY2026 Essential Projects.....	85
IDOR FY2026 Metrics.....	85
Key Data Points	86
FY2025 Revenue and Transfers	86

Cannabis Cultivation Privilege Tax, Cannabis Purchaser Excise Tax, and Medical Cannabis Cultivation Privilege Tax Collections in FY2025	88
Cannabis Purchaser Excise Tax Reported Due in FY2025	88
Cannabis Business Registrations	89
Tax Compliance Checks of Applicants and Licensees	89
Municipal and County Cannabis Retailers' Occupation Taxes	91
FY2025 Expenditures	93
Illinois Department of Commerce and Economic Opportunity	94
SUMMARY	95
2025 ACCOMPLISHMENTS	96
2026 GOALS	97
DCEO FY2026 Goals	97
DCEO FY2026 Essential Projects	97
DCEO FY2026 Metric Goals	97
KEY DATA POINTS	98
DCEO FY2025 Metrics	98
Technical Assistance	98
Direct Forgivable Loan (DFL) Program (Rounds 1-3)	99
Participation Loan Program (PLP)	100
FUNDING USAGE	101
UPDATES AND INITIATIVES	102
Summary of FY2025 Updates	102
Summary of FY2025 Initiatives	102
Illinois Department of Human Services	103
KEY DATA POINTS	107
FY2025 PROGRAM HIGHLIGHTS	108
Workforce	108
Behavioral Health Crisis Services	110
COMMUNITY SUPPORT AND HEALING	112
RESEARCH AND EVALUATION	113
IDHS Cannabis-Funded Program Areas, Programs, and Funding Amounts	117
IDFPR APPENDIX: DISPENSARIES BY COUNTY AND ZIP CODE	126
IDPH APPENDIX: MEDICAL CANNABIS ADDITIONAL INFORMATION	128
IDOR APPENDIX: MUNICIPAL AND COUNTY CANNABIS TAXES	129

2025 ANNUAL CANNABIS REPORT

Illinois Department of Financial and
Professional Regulation



Vaughn G. Bentley | Cannabis Control Section

SUMMARY

“ Fiscal Year 2025 was a transformative year for Illinois’ cannabis industry, marked by significant advancements and collaborative efforts. We are committed to enhancing the regulatory framework to ensure a responsible and transparent cannabis market and anticipate even greater innovations and improvements that will further empower stakeholders and elevate the standards of our industry.

–Secretary Mario Treto, Jr

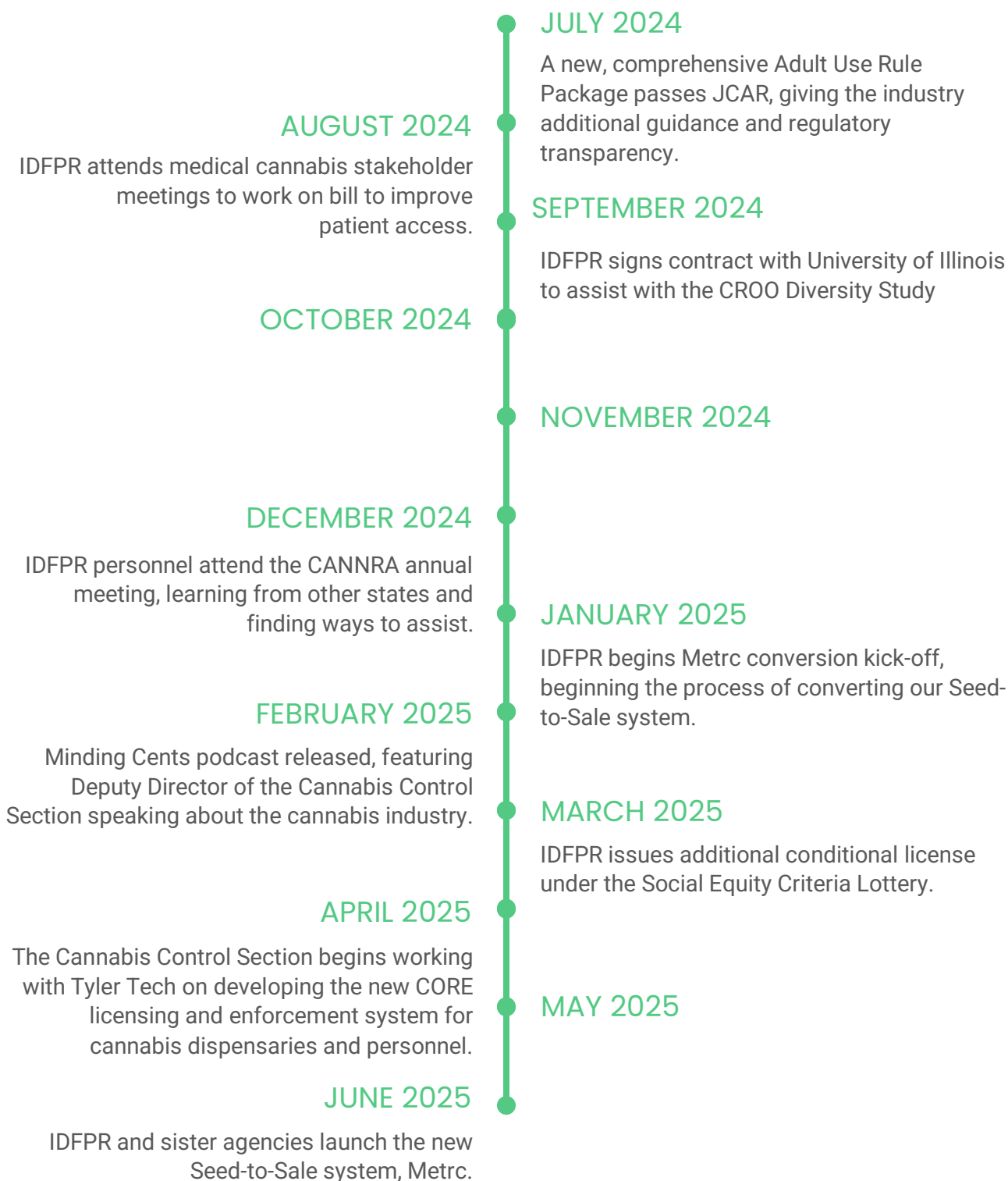
Fiscal Year 2025 saw a great deal of change for the cannabis industry. Starting in July 2024, the Joint Committee on Administrative Rules (“JCAR,” the legislative committee that reviews rules for all agencies in the State) accepted the most comprehensive rules package for adult use cannabis dispensaries since the program’s inception. This would not have been possible without assistance from internal and external stakeholders who met with IDFPF throughout the process to express ideas and concerns. IDFPF also strengthened its network throughout the state and the nation by attending meetings with regulators in other states (such as the annual Cannabis Regulators Association (“CANNRA”) meeting), being featured as guests on podcasts, and meeting with licensees at ribbon-cuttings and other industry events. The Cannabis Control Section of IDFPF also expanded the unit’s personnel, adding six licensing processors to the team to review licensure applications more quickly, resulting in an average turnaround of less than a week. Finally, IDFPF, with the State’s other cannabis agencies launched METRC, a new Seed-To-Sale system to be used by the State, its cannabis businesses, and members of the public. This new system improves traceability and transparency in the tracking process for both retailers and consumers, finalizing the launch at the end of June 2025. Over fiscal year 2025, IDFPF issued operational licenses to 93 dispensaries, the most of any year so far, allowing licenses issued under the social equity application processes to surpass the number of legacy operators.

“Fiscal Year 2025 was a transformative year for Illinois’ cannabis industry, marked by significant advancements and collaborative efforts,” said **IDFPF Secretary Mario Treto, Jr.**

“We are committed to enhancing the regulatory framework to ensure a responsible and transparent cannabis market and anticipate even greater innovations and improvements that will further empower stakeholders and elevate the standards of our industry.”

More improvements are on the horizon in Fiscal Year 2026. IDFPF announced the launch of the Comprehensive Online Regulatory Environment (“CORE”) in October 2024, a new online licensing system that streamlines processes for applicants and IDFPF processors alike. This growth has continued, and the cannabis professions will be included in CORE during Phase 3 in Fiscal Year 2026. The cannabis team has already begun working with the CORE team to implement this new system, bringing modernizations to the cannabis industry, and making applications more accessible. Additionally, the Metrc Seed-To-Sale Project will enter its post-launch phase with additional enhancements and improvements for licensees and consumers, increasing transparency into the cannabis supply chain.

FY2025 ACCOMPLISHMENTS



FY2026 GOALS

IDFPR FY2026 Goals and Essential Projects:

1. Continue increasing staffing to better regulate and assist the industry.
2. Update the medical and adult use cannabis rules to reflect industry standards and increase efficiency.
3. Launch cannabis professions as part of Phase 3 of CORE licensing system.
4. Continue Metrc build-out post-launch to bring improvements to traceability in the industry.
5. File and pass updated medical and adult use cannabis rules with JCAR.

Social Equity Applicant- or MBE-Owned Dispensing Organizations

Below are the total number of dispensing organization owners that are Social Equity Applicants or minority persons, women, or persons with disabilities as those terms are defined in the Business Enterprise for Minorities, Women, and Persons with Disabilities Act, as required by Section 55-80(a)(2) of the CRTA.

151 licenses

majority owned by
Social Equity
Applicants

29 licenses

majority owned by
women

87 licenses

majority owned by
people of color⁷

0 licenses

majority owned by
persons with
disabilities⁸

Changes in Dispensing Organization License Ownership and Location

In addition to issuing and renewing licenses, the Department also approves changes in ownership and location for all dispensing organizations. The number of licenses issued, transferred, and approved for a change in location in FY2025, FY2024 and FY2023 can be found below.

93 licenses

issued in FY2025

36 licenses⁹

transferred in FY2025

2 licenses

changed location in FY2025

82 licenses

issued in FY2024

21 licenses

transferred in FY2024

4 licenses

changed location since FY2024

28 licenses

issued in FY2023

5 licenses

transferred in FY2023

4 licenses

changed location in FY2023

⁷ Based on optional, self-reporting data.

⁸ IDFPR does not mandate disclosure of disability status as part of its application process.

⁹ In addition to these 21 license transfers, IDFPR reviewed and approved 21 Management Service Agreements and 29 Conditional Management Service Agreements.

247 awardees

majority owned by
Social Equity
Applicants

26 awardees¹⁰

majority owned by
women

59 awardees¹¹

majority owned by
people of color

0 awardees

majority owned by
persons with
disabilities

Dispensing Organization Agent, Agent-in-Charge, and Principal Officer Badging

Below, please find summary-level figures on Department action taken on agent, agent-in-charge, and principal officer badges in FY2025.

9,150

total applications and
renewals processed

2,827

total badges
deactivated or
expired¹²

234

total applications and
renewals denied

2

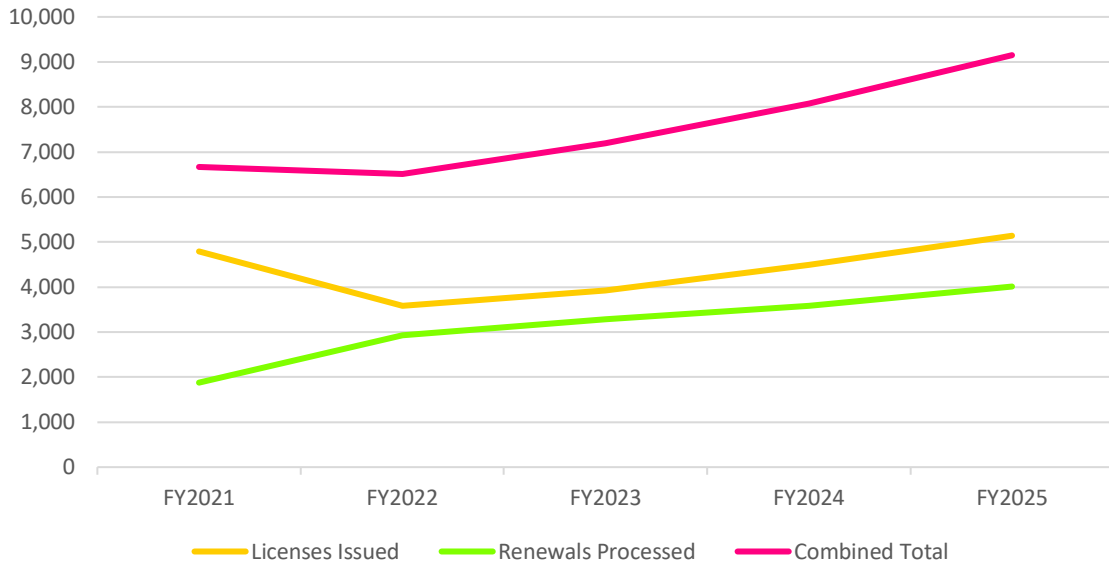
total badges
suspended or revoked

¹⁰ Awardees majority owned by women

¹¹ Majority owned by people of color

¹² This reflects badges that were terminated or expired and not renewed. This does not reflect individuals who were disciplined or otherwise did not qualify for a license.

Licenses and Renewals Processed per Fiscal Year



As shown by the data above, the number of licenses issued continues to grow. The higher number of licenses issued in FY2021 was due to the rapid expansion of adult use cannabis following the passage of the Cannabis Regulation and Tax Act and adult use cannabis becoming legalized in January of 2020.

Badges Terminated or Expired per Fiscal Year



Dispensing Organization Employee Diversity

30% of employees

identified as people of color

50% of employees

identified as women
or non-binary

9% of employees

identified as disabled

The data above is from the Cannabis Regulation Oversight Officer 2024 Diversity Survey’s employee survey, a voluntary survey for people working for cannabis businesses that collects self-identified demographic information. The 2025 Diversity Survey, issued in August and September 2025, will have results posted online later. Race, ethnicity, gender, and disability status are self-identified and simplified to count as “people of color” or “women or non-binary” if any option other than “white” or “male,” respectively, or blank, unknown, or “Prefer Not to Answer” responses.

Dispensing Organization Inspections and Disciplinary Action

351 inspections

conducted in FY2023

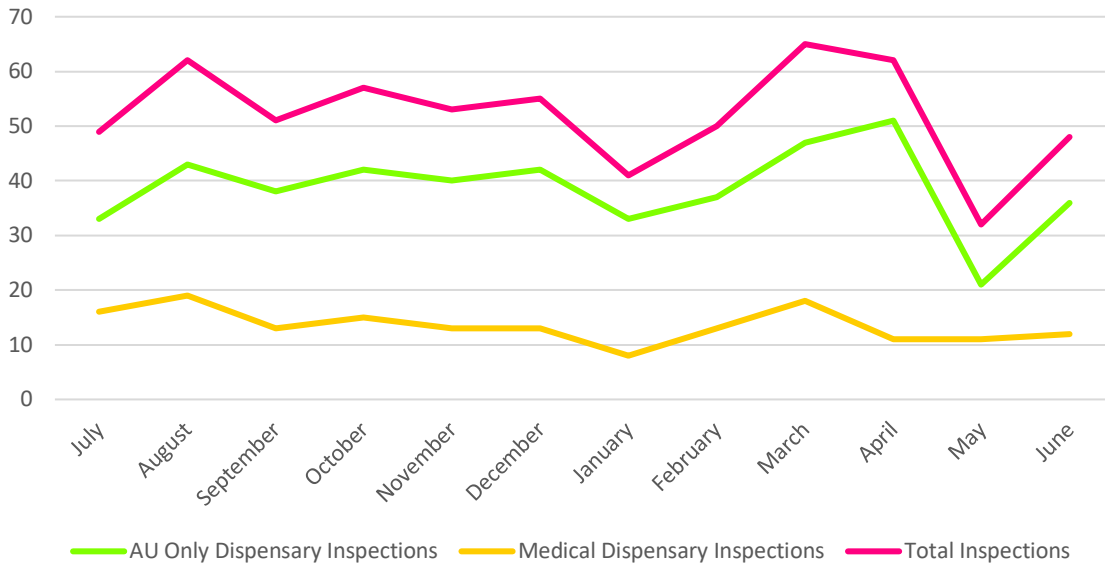
527 inspections

conducted in FY2024

625 inspections

conducted in FY 2025

Monthly Inspections for FY2025



9 inspectors

in FY2023

11 inspectors

In FY2024

11 inspectors

in FY2025

IDFPR continues to grow its inspection staff to keep up with the increasing number of dispensaries opening.

0

product recalls issued in
FY2023

0

product recalls issued in
FY2024

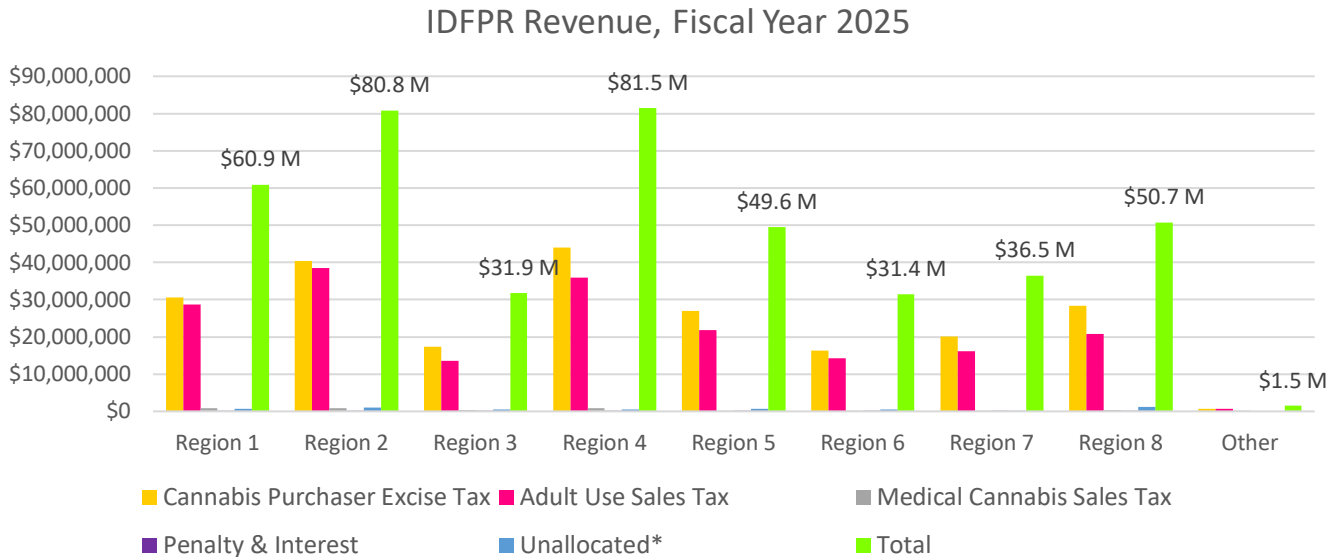
0

product recalls issued in
FY2025

To date, no mandatory recalls of cannabis or cannabis products have been issued in Illinois.

Total Revenue from Dispensing Organizations by County

Below are the total number of revenues received from dispensing organizations, segregated from revenues received from dispensing organizations under the Compassionate Use of Medical Cannabis Program Act by county, separated by source of revenue, as required by Section 55-80(a)(3) of the CRTA.



*Unallocated amounts include overpayments or credits not allocated to another type of liability.

Regions:

- *Region 1* – City of Chicago
- *Region 2* – Suburban Cook County
- *Region 3* – DuPage County
- *Region 4* – Chicago BLS without Cook or DuPage - Lake, McHenry, Kane, Grundy, Will, LaSalle, Kendall
- *Region 5* – Northern Non-Metropolitan Counties - JoDaviess, Winnebago, Whiteside, Rock Island, Boone, DeKalb
- *Region 6* – West Central Counties - Knox, McDonough, Fulton, Tazewell, Peoria, Adams, Sangamon, Morgan
- *Region 7* – East Central Counties - McLean, Champaign, Coles, Vermillion, Effingham, Kankakee, Clark, Macon
- *Region 8* – Southern Counties - Montgomery, Massac, Madison, St. Clair, Saline, Jackson, Union, Williamson, Jefferson, Lawrence, White
- *Other* – Includes tax revenues not allocable elsewhere.

\$9,228,405,273

FY2021 – FY25 total dispensary sales

\$2,007,401,374

FY2024 total dispensary sales

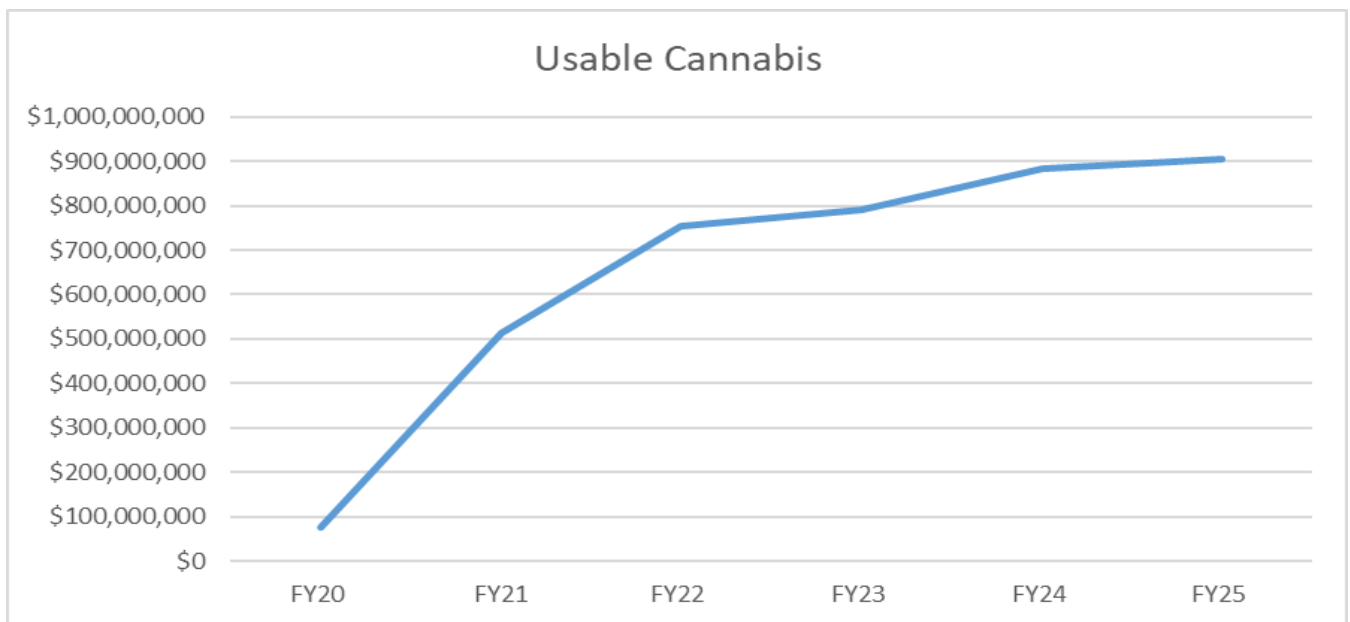
\$1,963,306,532

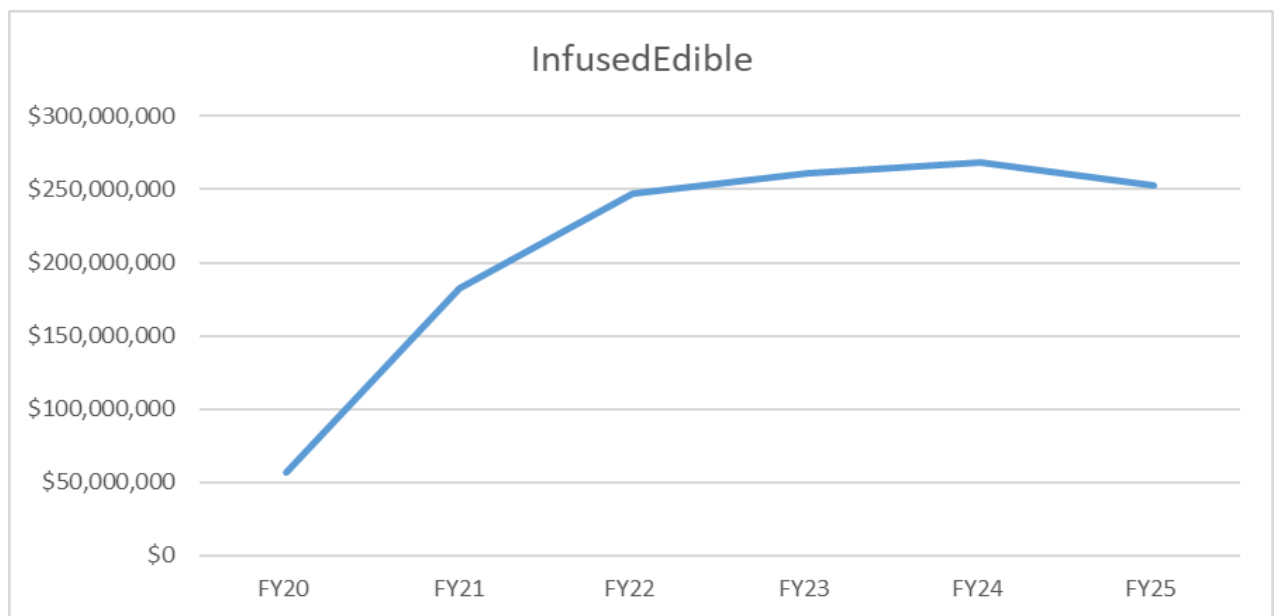
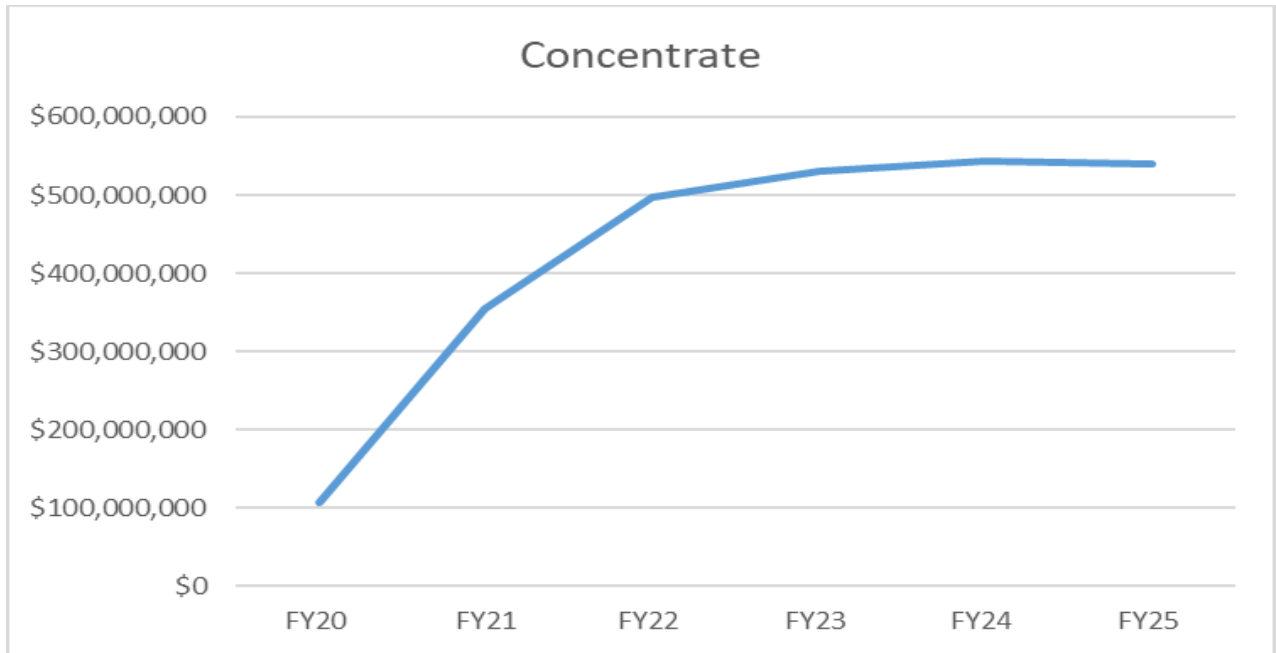
FY2025 total dispensary sales

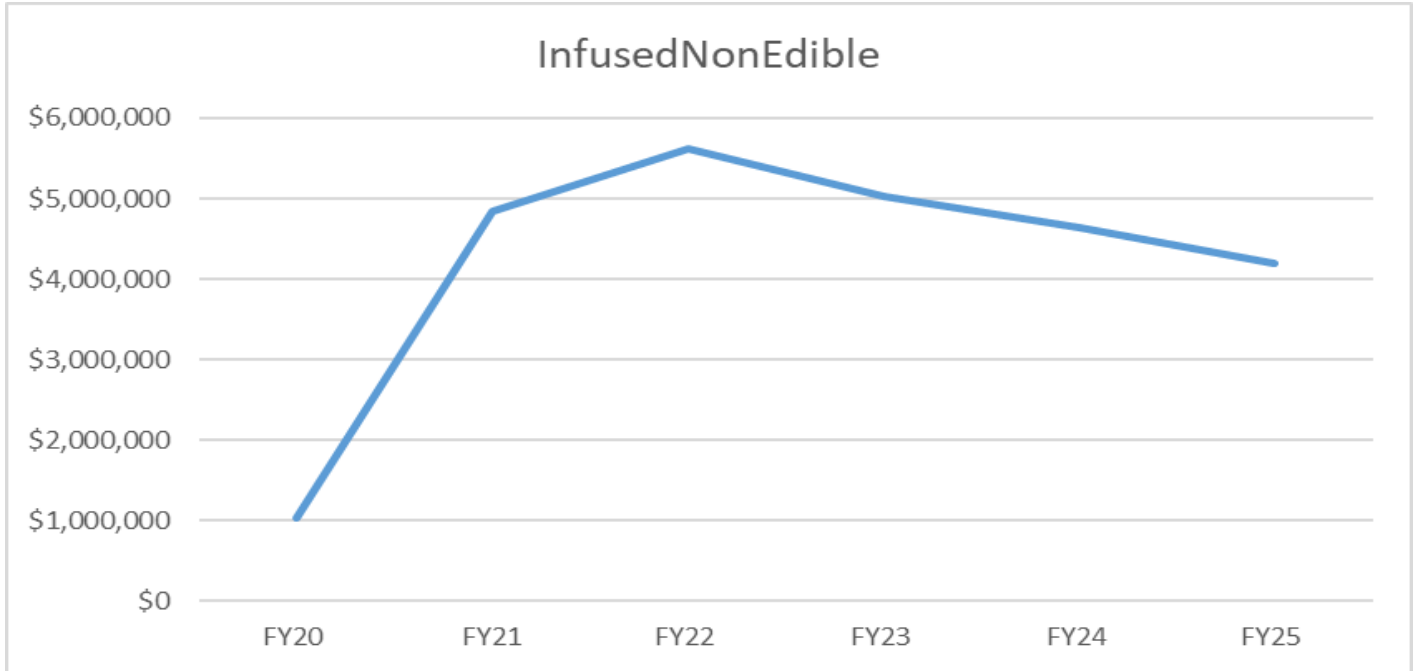
The total sales above reflect all cannabis purchases. Below, the purchases by product type are analyzed for **Adult Use Customers only**, additional sales to medical customers are included elsewhere in this report. All sales reported in this report are based on data submitted to the State’s seed-to-sale inventory tracking system.

Statewide Sales by Product Type

Find annual adult use dispensary sales by product type for FY2020 - FY2025, below.







Total Revenue from Dispensing Organizations Sharing Premises or Ownership with a Craft Grower

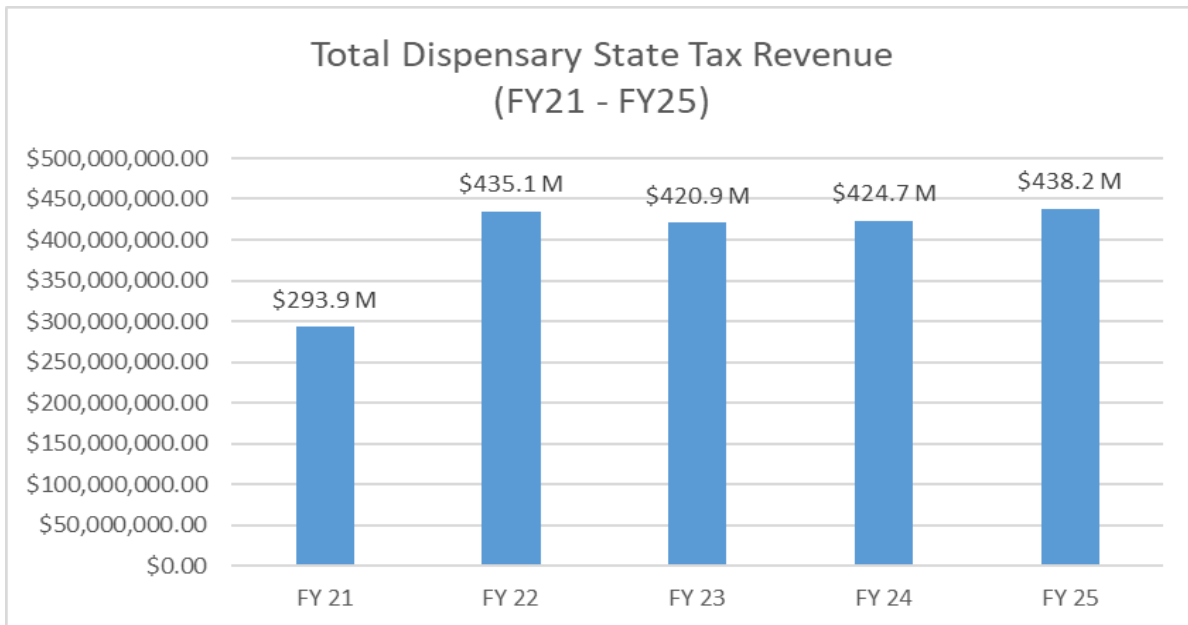
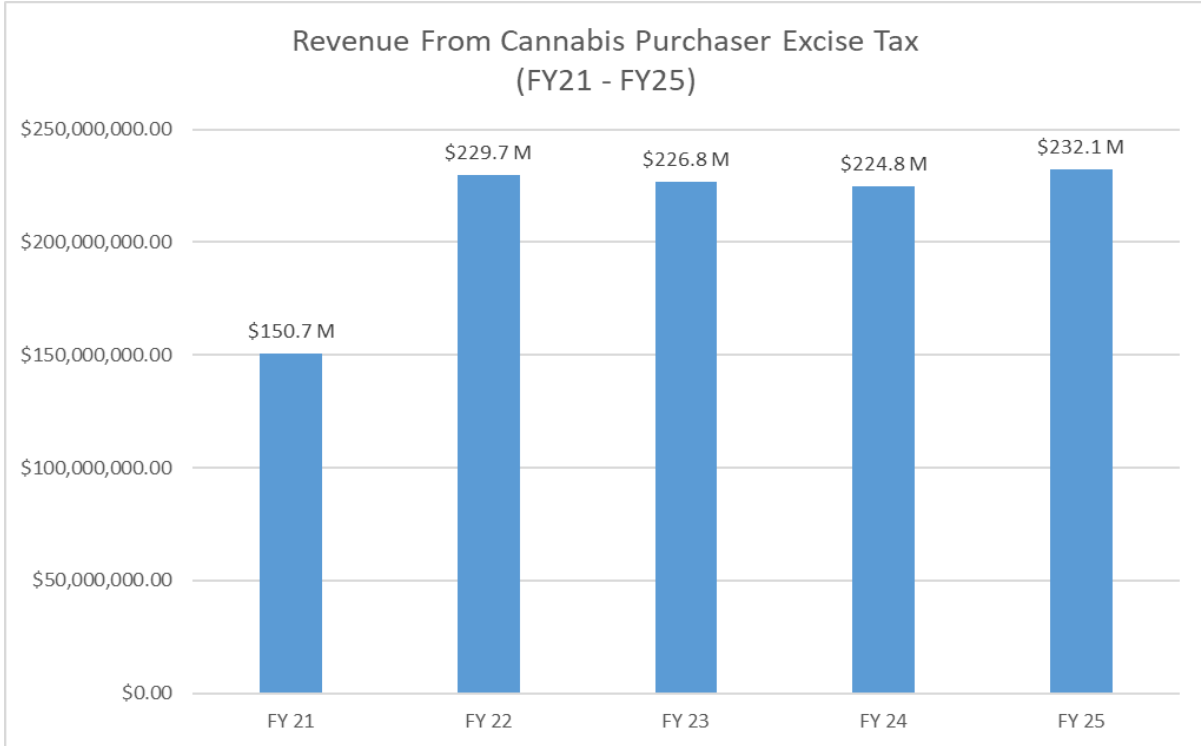
One dispensary shared premises with a craft grower, but the craft grower was non-operational for FY2025.

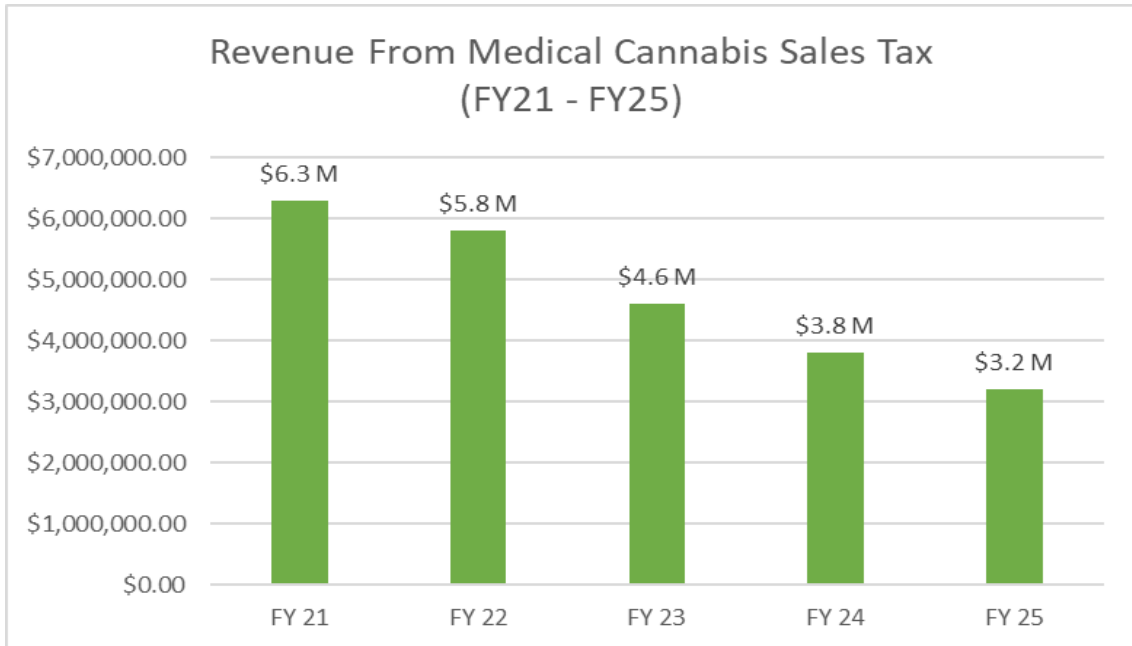
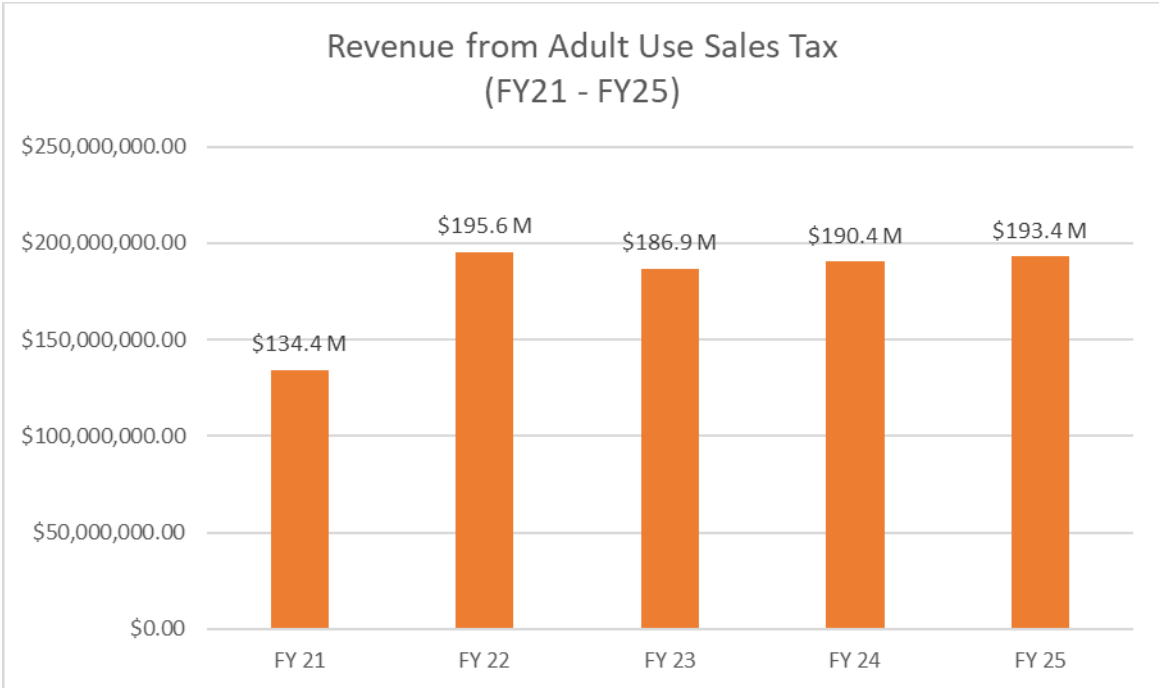
Total Revenue from Dispensing Organizations Sharing Premises or Ownership with an Infuser

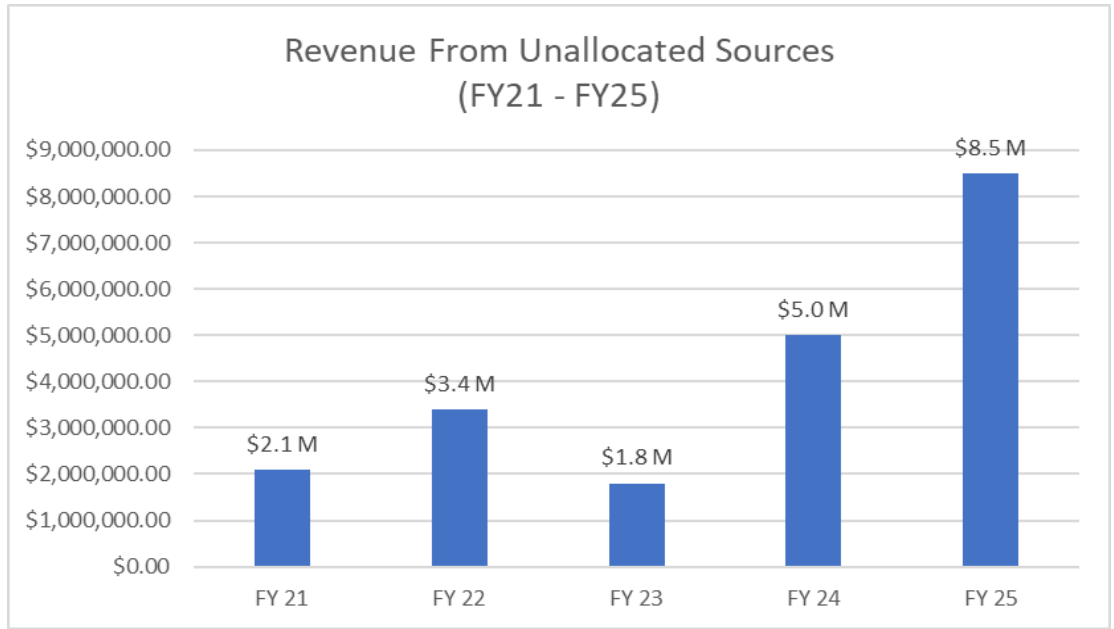
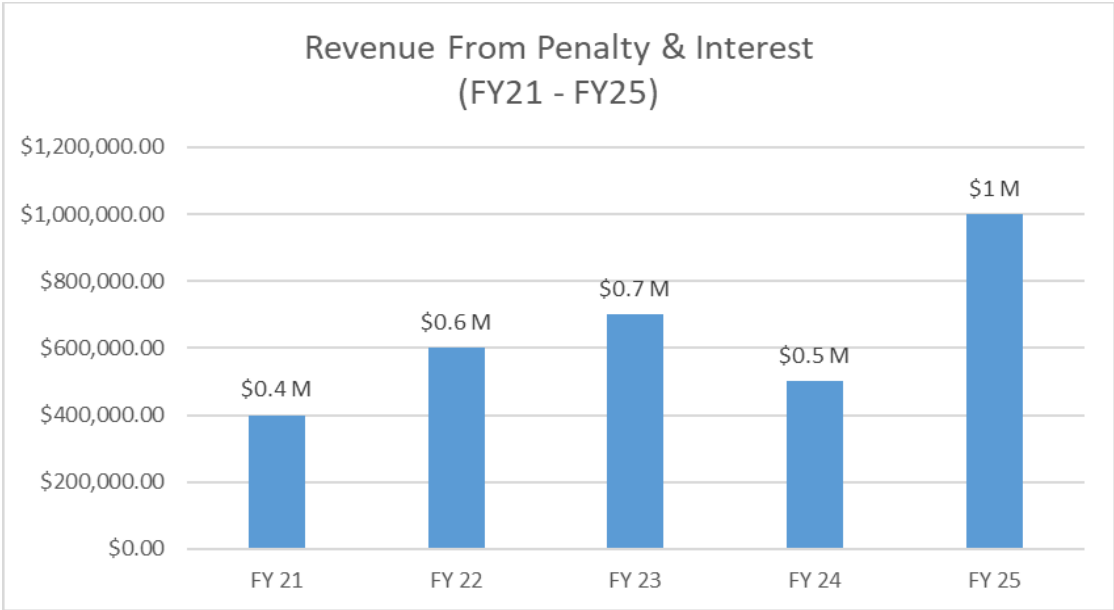
No dispensary shared premises with an infuser in FY 2025.

Total Revenue from Taxation, Licensing, and Other Fees

Find an analysis of revenue generated from taxation, licensing, and other fees for the State, as required by Section 55-80(a)(6) of the CRTA, below.

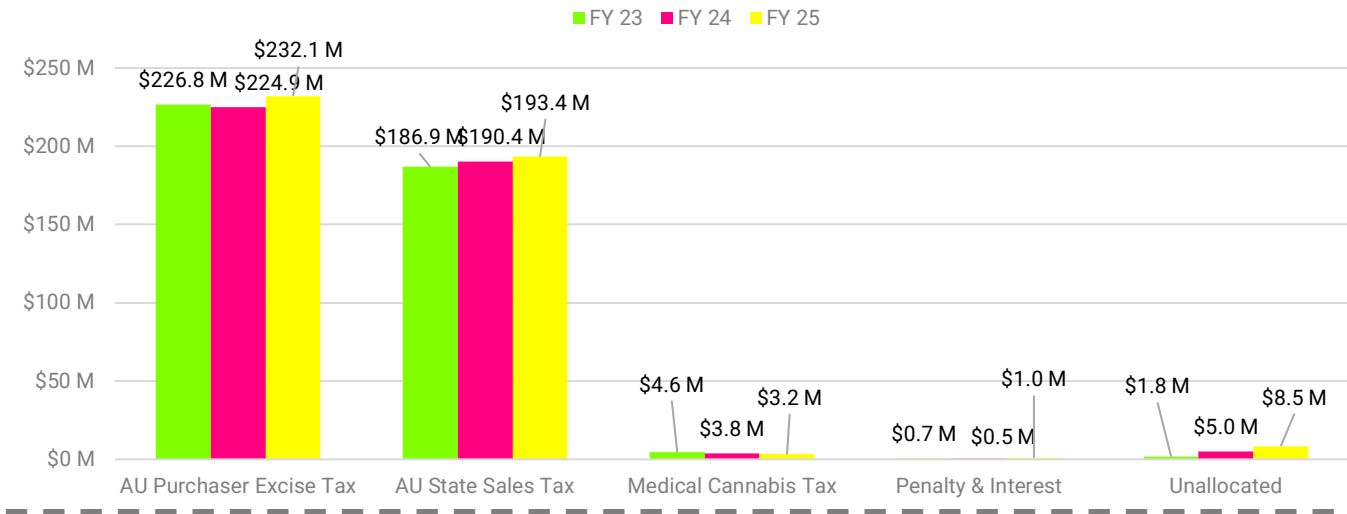






*Unallocated amounts include overpayments or credits not allocated to another type of liability.

State Cannabis Revenues by Source (FY2023 - FY2025)



\$2,058,930,483

FY2020 – FY2025 total
dispensary State tax revenue

\$424,661,679

FY2024 total dispensary State
tax revenue

\$438,226,061

FY2025 total dispensary State
tax revenue

IDFPR Tax Rate Recommendations

Under Section 55-80(a)(6) the Department is required to include any recommendations for changing the tax rate applied to sales of adult use cannabis in its annual report. The Department recommends permitting medical patients to purchase medical cannabis product at any licensed dispensary. This policy would benefit medical patients by giving greater access and reducing burdens for purchasing cannabis. It would create a tax rate change for qualified and certified medical patients—they would instead pay medical rather than adult use tax rates when purchasing cannabis at dispensaries other than the original 55 medical dispensaries—but would not impact the medical or adult use tax rates.

Additional time is needed to fully evaluate the implications of the current adult use tax rate and what impact changes may have. The industry is currently experiencing rapid growth with an over 100% increase in the number of dispensaries over the last two years. Due to this rapid growth, any recommendations regarding amendments to the tax rate would be premature.

FUNDING USAGE

The Cannabis Control Section and the Cannabis Regulation Oversight Office receive appropriations from the Cannabis Regulation Fund 912 to regulate adult use cannabis. The Cannabis Control Section also receives funds from the Compassionate Use of Medical Cannabis Fund 075 to regulate medical use cannabis. For FY25, \$19,020,800 was appropriated for the Department from the Cannabis Regulation Fund 912 and \$7,199,200 was appropriated from the Compassionate Use of Medical Cannabis Fund 075.

\$ 10,324,185

912 appropriation balance unexpended as of June 30, 2025

\$ 4,742,413

075 appropriation balance unexpended as of June 30, 2025

FY2025 Expenditures

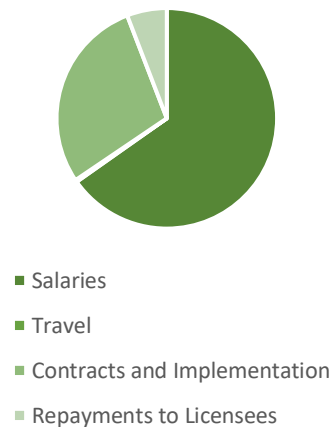
For Fiscal Year 2025 the Department was appropriated \$ 26,220,000 for staff and operational costs for the Adult-Use Cannabis and Compassionate Use of Medical Cannabis programs. Spending to date for FY25 as of June 30, 2025, is \$10,497,561.37.

Of this amount, \$8,306,895.50 from 912 Cannabis Regulation Fund and \$2,190,665.87 has been spent from the 075 Compassionate Use of Medical Cannabis Fund. A breakdown of these expenditures is provided below.

FY25 Spending from 912 Fund

Category	Expenditures
Salaries	\$ 5,422,255.74
Travel	\$ 24,600.45
Contracts & Implementation	\$ 2,378,789.31
Repayments to Licensees*	\$ 486,250.00
Total	\$ 8,360,895.50

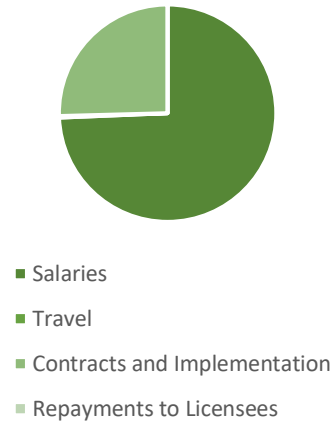
FY2025 Expenditures for 912 Fund



FY25 Spending from 075 Fund

Category	Expenditures
Salaries	\$ 1,628,720.64
Travel	\$ 5,115.81
Contracts & Implementation	\$ 556,829.42
Repayments to Licensees*	\$ 0
Total	\$ 2,190,665.87

FY25 Expenditures for 075 Fund



UPDATES AND INITIATIVES

Summary of FY2025 Updates

1. IDFPR conducted 98 more routine inspections in FY2025 than FY2024, making the industry safer and more transparent.
2. IDFPR licensed 93 dispensaries in FY2025, 11 more than in FY2024, further expanding the industry and access to cannabis for consumers.
3. IDFPR launched a new Seed-to-Sale tracking system, increasing safety and transparency for consumers, the industry, and regulators.


Summary of FY2025 Initiatives

In FY2025, IDFPR set out to accomplish three goals:

1. Finalize and begin implementation of the new Seed-to-Sale System. This system, Metrc, launched in July of 2025 with further improvements planned in FY2026.
2. Continue work on implementing a new licensing system. The initial mapping of each cannabis license type under IDFPR's purview has been mapped and is expected to be on the CORE system by end of January 2026.
3. Implement the newly promulgated rules for the CRTA. The rules went into effect in July 2024 with different provisions being rolled out throughout FY2025. Updates and improvements to these rules are planned for FY2026 and FY2027 to further modernize the cannabis retail industry.

2025 ANNUAL CANNABIS REPORT

Illinois Department of Agriculture



David Lakeman | Division Manager Division of Cannabis Regulation

SUMMARY

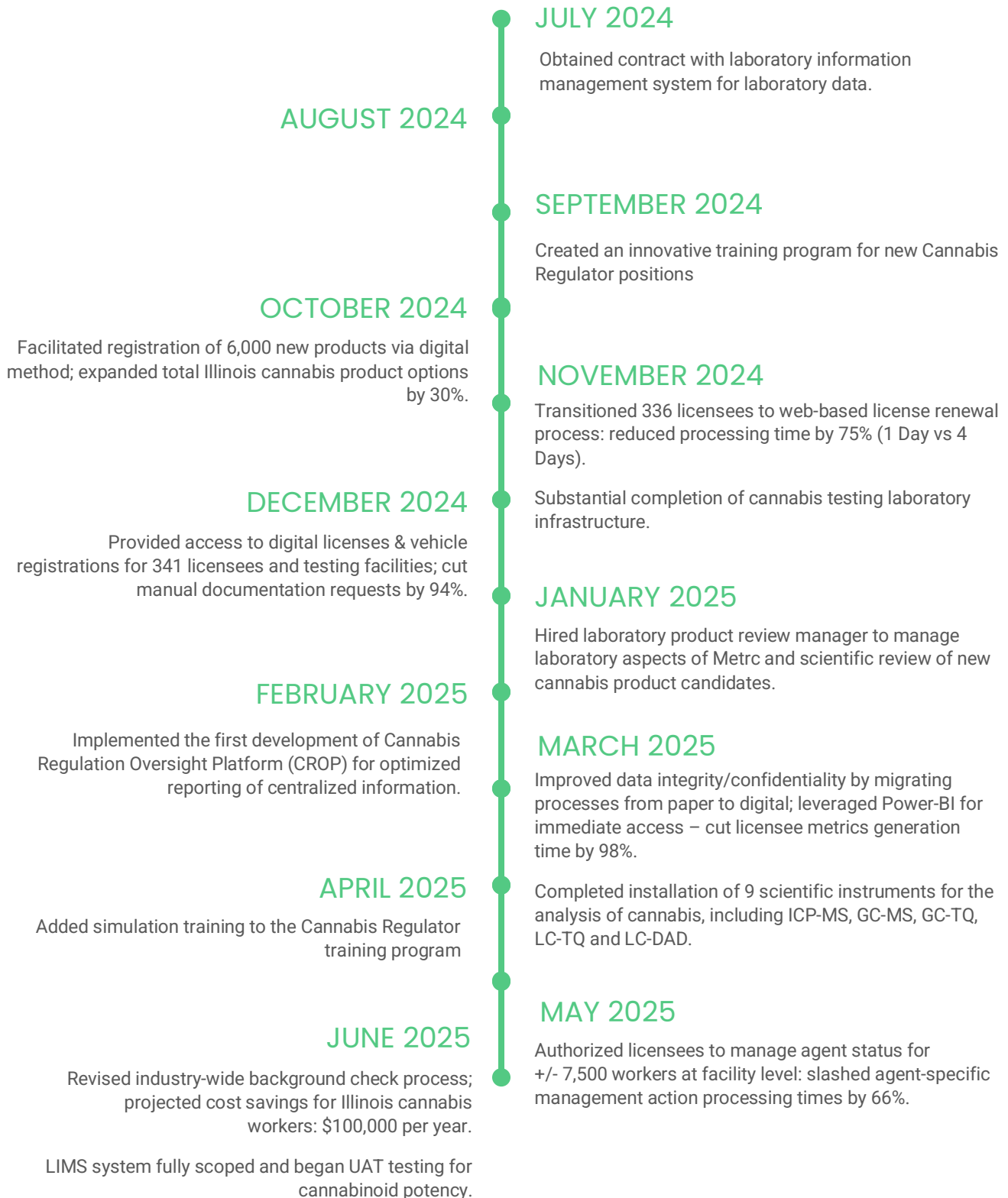
The Illinois Department of Agriculture is the lead regulator for a broad swath of the cannabis industry in Illinois. Beginning with the 21 Cultivation Centers originally licensed under the Compassionate Use of Medical Cannabis Act in 2015, the role of the Department has grown with passage of the Cannabis Regulation and Tax Act in 2019 to include Craft Grow, Infuser, and Transportation licenses, as well as oversight of the Community College Cannabis Vocational Pilot Program.

The Division consists of three bureaus: 1) the Bureau of Licensing and Administration, which is responsible for issuing licenses, administering the Hemp Program, agent registration cards, and other programs; 2) the Bureau of Inspections, which is responsible for the inspectors charged with ensuring a safe and healthy cannabis market in Illinois as well as reviewing blueprints and construction plans; and 3) the Bureau of Cannabis Testing, which has completed its State Cannabis Testing Laboratory as of December 2024. Full operational status for the State laboratory is projected for late 2026. In addition, the Division's Legal and Building & Design Sections are well established.

At the time of this report, the Department has issued licenses for: 21 Adult Use Cultivation Centers, 87 Craft Growers, 55 Infusers, 164 Transporters, and 9 approved Cannabis Community College Vocational Pilot Program participants. Of those licensees, 21 Craft Grow licensees are operational, as well as 16 Infuser licensees, with dozens more of each license type engaged in the buildout of their facilities. The Department has also registered 6 cannabis testing labs.

Of the 87 Craft Grow Licenses, 87 were issued to Social Equity Applicants. Of the 55 infusers, 54 of the licenses were issued to Social Equity Applicants. Of the 164 Transporters, 139 of the licenses were issued to Social Equity Applicants.

FY2025 ACCOMPLISHMENTS



FY2026 GOALS

IDOA FY2026 Goals and Essential Projects

For Fiscal Year 2026, the primary goal of the Bureau of Cannabis Testing is to fully staff and validate the laboratory, ensuring it operates with peak efficiency and scientific rigor. This will involve not only bringing the team to full capacity but also undertaking the critical task of validating all scientific methods. Once these foundational steps are complete, the lab will work toward obtaining full laboratory accreditation, a key milestone that will formalize its commitment to quality and accuracy. With these elements in place, the team can then confidently begin field sampling and reanalysis of cannabis materials to support quality assurance testing across the state.

The Bureau of Licensing & Administration seeks to achieve the following in FY2026: (1) Migrate all essential Cannabis Licensing functions into the Illinois Department of Agriculture, Division of Cannabis Regulation Portal; (2) Achieve full “Seed-to-Sale” functionality via the new Metrc System; (3) Submit a proposal to revise Title 8, Part 1300, CRTA Administrative Code in order to address high-priority CRTA compliance challenges; (4) Identify and test a Licensing Fee payment solution that would facilitate an increase in the number of “Operational” Craft Growers, Infusers, and Transporters.

The Bureau of Inspections is committed to advancing the development of the Cannabis Regulation Oversight Platform (CROP), enhancing its capabilities to streamline the reporting and consolidation of critical regulatory data. In parallel, we are prioritizing the recruitment of additional personnel to support the oversight of this rapidly expanding industry, with a focus on onboarding through a newly designed, innovative training program. Our efforts also include a renewed strategic emphasis on addressing product inversion, while reinforcing a consistent, standardized framework for compliance and enforcement across all operational levels.

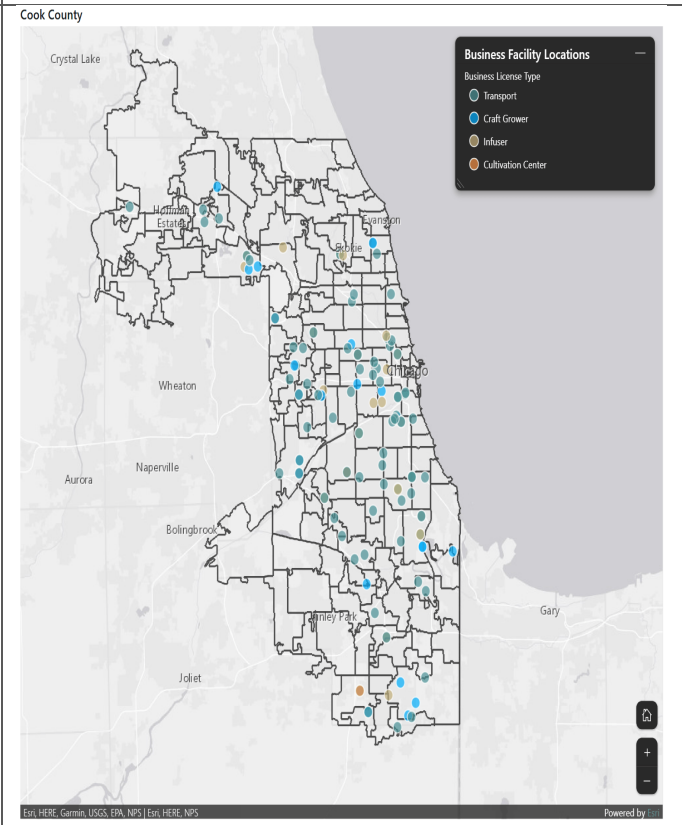
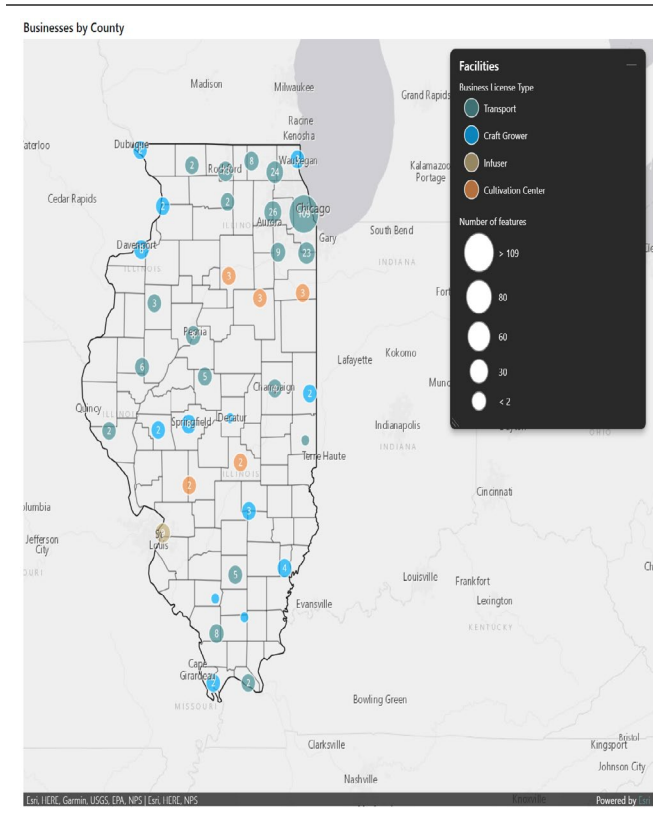
KEY DATA POINTS

Cultivation Centers, Craft Growers, Infusers, and Transporters by County and Zip Code

In the charts below, find the number of licenses issued to cultivation centers, craft growers, infusers, and transporters by license type, and, in counties with more than 3,000,000 residents, by zip code, as required by Section 55-80(b)(1) of the CRTA. This data may also be found [here](#) on our website.

Licenses Issued by County

Licenses Issued by Zip Code (Cook County)



Social Equity Applicant- or MBE-Owned Cultivation Centers, Craft Growers, Infusers, and Transporters

Below are the total number of cultivation center, craft grower, infuser, and transporter owners that are Social Equity Applicants or minority persons, women, or persons with disabilities as those terms are defined in the Business Enterprise for Minorities, Women, and Persons with Disabilities Act, as required by Section 55-80(b)(2) of the CRTA.

280	63	172	*See Note Below
total licenses majority owned by Social Equity Applicants	total licenses majority owned by women	total licenses majority owned by people of color	total licenses majority owned by persons with disabilities*
0 out of 21	1	0	*IDOA does not currently track this however it is on the roadmap for FY26 to implement.
cultivation center licenses	cultivation center licenses	cultivation center licenses	
87 out of 87	10	53	
craft grower licenses	craft grower licenses	craft grower licenses	
54 out of 55	11	27	
infuser licenses	infuser licenses	infuser licenses	
139 out of 164*	41	92	
transporter licenses	transporter licenses	transporter licenses	

Note that these data are IDOA analysis of application data and could be reflective of license transfers or changes of ownership from the previous fiscal year.

Changes in Cultivation Center, Craft Grower, Infuser, and Transporter Ownership and Location

In addition to issuing and renewing licenses, the Department also approves changes in ownership and location for all cultivation centers, craft growers, infusers, and transporters. The number of licenses issued, transferred, and changing location for the past 3 Fiscal Years can be found below.

1	25	13
total licenses issued in FY2025	total licenses transferred in FY2025	total licenses changed location in FY2025
0	1	0
cultivation center licenses	cultivation center licenses	cultivation center licenses
0	16	6
craft grower licenses	craft grower licenses	craft grower licenses
0	2	0
infuser licenses	infuser licenses	infuser licenses
1	6	5
transporter licenses	transporter licenses	transporter licenses
52	24	22
total licenses issued in FY2024	total licenses transferred in FY2024	total licenses changed location in FY2024
0	3	0
cultivation center licenses	cultivation center licenses	cultivation center licenses
1	11	10
craft grower licenses	craft grower licenses	craft grower licenses
0	6	3
infuser licenses	infuser licenses	infuser licenses
51	4	9
transporter licenses	transporter licenses	transporter licenses

255	19	26
total licenses issued in FY2023	total licenses transferred in FY2023	total licenses changed location in FY2023
0	0	0
cultivation center licenses	cultivation center licenses	cultivation center licenses
87	10	11
craft grower licenses	craft grower licenses	craft grower licenses
55	8	5
infuser licenses	infuser licenses	infuser licenses
113	1	10
transporter licenses	transporter licenses	transporter licenses

Craft Grower, Infuser, and Transporter Licensing Process and Timeline

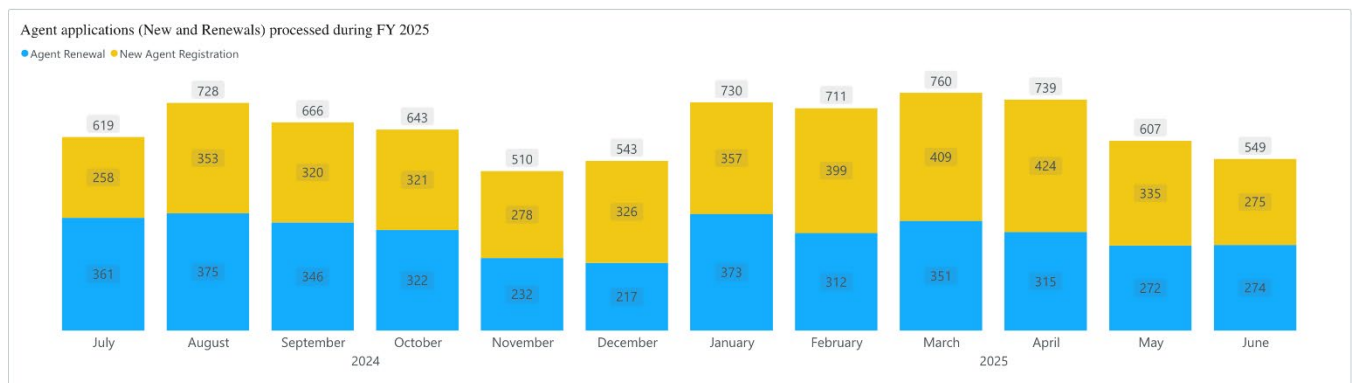
No new application periods were open during FY25.

Cultivation Center, Craft Grower, Infuser, and Transporter Agent, Agent-in-Charge, and Principal Officer Badging

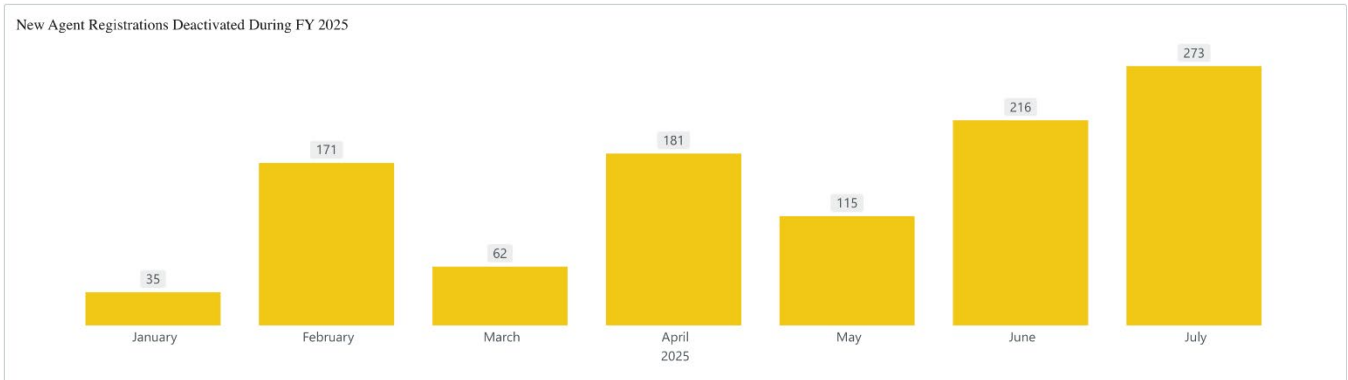
Below, please find summary-level figures on Department action taken on agent, agent-in-charge, and principal officer badges in FY2025.

4,055	3,750	1,093	1	0	0
Total NEW applications processed	Total renewals processed	Total badges deactivated or expired	Total NEW applications denied	Total renewals denied	Total badges suspended or revoked
2,463	2,743	731	*1	0	0
cultivation center badges	cultivation center badges	cultivation center badges	cultivation center badges	cultivation center badges	cultivation center badges
760	322	198	0	0	0
craft grower badges	craft grower badges	craft grower badges	craft grower badges	craft grower badges	craft grower badges
354	210	64	0	0	0
infuser badges	infuser badges	infuser badges	infuser badges	infuser badges	infuser badges
478	475	100	0	0	0
transporter badges	transporter badges	transporter badges	transporter badges	transporter badges	transporter badges
			*Denied because of SSC not valid for employment		

The data below are agent applications (both new and renewals) processed during FY25.



The data below is deactivated agent registrations. An agent registration can be automatically deactivated by the system if they are over 30 days expired. Additionally, agent cards can be deactivated by the business if they let IDOA know that a person quit or was terminated.



Cultivation Center, Craft Grower, Infuser, and Transporter Employee Diversity

*7%		33%		*1%	
of all employees identified as people of color		of all employees identified as women or non-binary		of all employees identified as persons with disabilities	
5%	cultivation center employees	37%	cultivation center employees	1%	cultivation center employees
7%	craft grower employees	28%	craft grower employees	1%	craft grower employees
14%	infuser employees	36%	infuser employees	2%	infuser employees
20%	transporter employees	20%	transporter employees	1%	transporter employees

* Race and Disability were not required fields for Agents to report until April 30th of 2025. For FY26, a full year of reporting will be shown as they will be required to give those fields upon renewal.

Race, ethnicity, gender, and disability status are self-identified and simplified to count as “people of color” or “women or non-binary” if any option other than “white” or “male,” respectively, or blank, unknown, or “Prefer Not to Answer” responses.

Cultivation Center, Craft Grower, Infuser, and Transporter Inspections and Disciplinary Action

1,173 inspections conducted in FY2023	1,485 inspections conducted in FY2024	1,956 inspections conducted in FY2025
934	1,023	1,020
cultivation center licenses	cultivation center licenses	cultivation center licenses
86	251	556
craft grower licenses	craft grower licenses	craft grower licenses
153	211	380
infuser licenses	infuser licenses	infuser licenses
0	0	0
transporter licenses	transporter licenses	transporter licenses
15 inspectors in FY2023	19 inspectors in FY2024	19 inspectors in FY2025
\$0 in fines collected in FY2023	\$0 in fines collected in FY2024	\$0 in fines collected in FY2025
0 fines issued in FY2023	0 fines issued in FY2024	0 fines issued in FY2025
0	0	0
cultivation center licenses	cultivation center licenses	cultivation center licenses
0	0	0
craft grower licenses	craft grower licenses	craft grower licenses
0	0	0
infuser licenses	infuser licenses	infuser licenses
0	0	0
transporter licenses	transporter licenses	transporter licenses

0 appeals

filed in FY2023

0 appeals

filed in FY2024

0 appeals

filed in FY2025

0

product recalls issued in
FY2023

0

product recalls issued in
FY2024

0

product recalls issued in
FY2025

Total Revenue from Cultivation Centers, Craft Growers, Infusers, and Transporters

Find the total number of revenues such as license fees received by IDOA from cultivation centers, craft growers, infusers, and transporters, by license type, as required by Section 55-80(b)(3) of the CRTA, below.

\$ 5,396,800

Revenue received from
cultivation center licenses

\$ 3,537,955

Revenue received from craft
grow licenses

\$ 990,650

Revenue received from infuser
licenses

\$ 246,138

Revenue received from
transporter licenses

\$ 400

Revenue received from
community college licenses

Total Revenue from Craft Growers and Infusers Sharing Premises or Ownership with a Dispensary

No revenue generated in FY25.

Total Revenue from Craft Growers Sharing Premises or Ownership with an Infuser

IDOA has 1 Craft Grower sharing premises with a non-operational Infuser under the same ownership structure.

Total Revenue from Infusers Sharing Premises or Ownership with a Craft Grower

No revenue generated in FY25.

Total Revenue from Craft Growers Sharing Premises or Ownership with a Dispensary

IDOA has 1 Craft Grower that shares premises with 1 Dispensary however the Craft Grower is non-operational for FY25.

Total Revenue from Infusers Sharing Premises or Ownership with a Dispensary

No revenue generated in FY25.

Total Revenue from Transporters

Data unavailable

Total Revenue from Taxation, Licensing, and Other Fees

Outside of the cultivator privilege taxes collected by the Department of Revenue, the Department has collected **\$10,229,468** in licensing and other fees in FY25.

\$30,979,054	\$32,098,727	\$ 33,875,550
FY2023 total cultivation State tax revenue	FY2024 total cultivation State tax revenue	FY2025 total cultivation State tax revenue

IDOA Tax Rate Recommendations

Under Section 55-80(b)(10) the Department is required to include any recommendations for changing the tax rate applied to sales of adult use cannabis in its annual report.

No recommendations from IDOA.

FUNDING USAGE

The Division of Cannabis Regulation Fund receives appropriations from the Cannabis Regulation Fund 912 and the Compassionate Use of Medical Cannabis Fund 075. For FY21 and FY22, the Division of Cannabis Regulation was appropriated \$10,461,200. In FY23 and FY24, the Division was appropriated \$26,406,000 from the Cannabis Regulation Fund 912 and the Compassionate Use of Medical Cannabis Fund 075, plus an additional \$2,019,500 from the Industrial Hemp Fund 862 used for the hemp program.

\$ 10,008,525

0912 appropriation balance unexpended as of
June 30, 2025

\$ 5,517,003

0075 appropriation balance unexpended as of
June 30, 2025

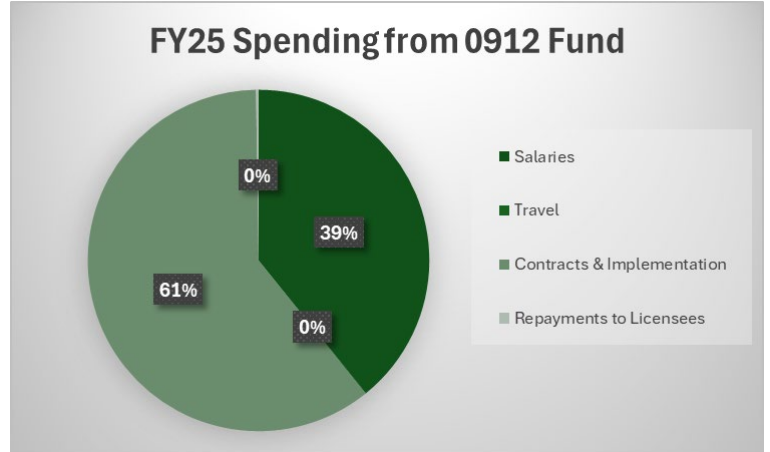
FY2025 Expenditures

For Fiscal Year 2025 the Department was appropriated \$ 30,684,900 for staff and operational costs for the Adult-Use Cannabis and Compassionate Use of Medical Cannabis programs. Spending to date for FY25 as of June 30, 2025, is \$15,159,372.

Of this amount, \$10,546,375 from 0912 Cannabis Regulation Fund and \$4,612,997 has been spent from the 0075 Compassionate Use of Medical Cannabis Fund.

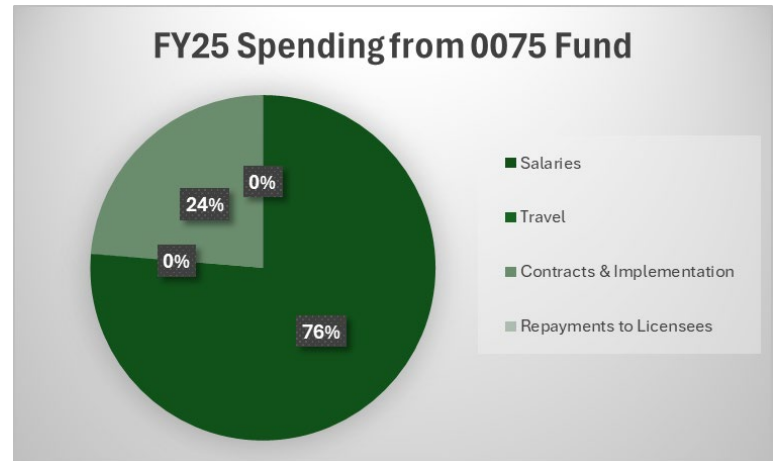
FY25 Spending from 0912 Fund

Category	Expenditures
Salaries	\$ 4,132,633.03
Travel	\$ 6,154.40
Contracts & Implementation	\$ 6,382,202.74
Repayments to Licensees*	\$ 25,384.93
Total	\$ 10,546,375.10



FY25 Spending from 0075 Fund

Category	Expenditures
Salaries	\$ 3,519,128.23
Travel	\$ 2,815.87
Contracts & Implementation	\$ 1,091,052.53
Repayments to Licensees*	\$ 0
Total	\$ 4,612,996.63



UPDATES AND INITIATIVES

Summary of FY2025 Updates

1. Finalize and begin implementation of the new Seed-to-Sale System. This system, Metrc, launched in July of 2025 with further improvements planned in FY2026.
2. Enacted updated USDA Hemp Rules to provide stability and greater safety for the Illinois Industrial Hemp Program
3. Continued updates to NLS licensing system to provide better and more efficient program support to licensees and agents.

Summary of FY2025 Initiatives

1. In coordination with other agencies, IDOA implemented and went live with the Metrc Seed-to-Sale system, to provide greater transparency and increased efficiency for the cannabis industry in Illinois.
2. IDOA continues to work toward full functionality in the Testing Laboratory, with physical construction of the lab space being completed in 2025.
3. Completed switchover to NLS modules for product registrations and other processes, leading to greater efficiencies and responsiveness.

2025 ANNUAL CANNABIS REPORT

Illinois State Police



SUMMARY

The Illinois State Police (ISP) provides enforcement, investigation, and processing of all cannabis related criminal offenses. The ISP strives to ensure the safety of the motoring public and community by:

- ✓ Curbing illicit market activities defined as non-tax related sales and possession
- ✓ Enforcing laws related to driving under the influence; and
- ✓ By providing effective inspection and oversight of security related matters in the legal cannabis industry.

The agency, through the Cannabis Control Office (CCO), is involved in the monthly inspection of all facilities operating under the Cannabis Regulation and Tax Act (CRTA) and Compassionate Use of Medical Cannabis Act and conducts physical security plan reviews for new and existing facilities.

FY2025 ACCOMPLISHMENTS

A total of 1,145 under 21 covert details resulted in 4 sales to minors.

Inspectors counted 3,522,883 plant and products during inspections.

Assisted IDOA and IDFPR with 57 pre-construction walk-throughs of dispensaries, craft grows, and infusers.

Conducted 14 legislative bill reviews regarding cannabis, psilocybin and hemp related legislation.

8 security plan reviews conducted on craft growers and infusers.

3 CCO staff attended Physical Security Training through the Federal Law Enforcement Training Center.

7,568 inspections (cultivation center, dispensary, craft grow, infuser, transportation).

665 inspection violations reported to Department of Agriculture (IDOA) and Department of Financial and Professional Regulation (IDFPR).

104 referrals received from ISP and other law enforcement, public/community, and cannabis industry.

104 ISP Troopers and local law enforcement officers received Drug Recognition Expert and Advanced Roadside Impaired Driving Expert training at the ISP Academy in FY25.

8 presentations provided to ISP, local law enforcement, other state agencies, local government or community entities on topics relating to the CCO.

The ISP Investigative Zones seized approximately 16,738,186 grams (approximately 36,901 pounds or 18.5 tons) of illicit cannabis, including 14 cannabis plants, with an estimated street value of \$251,072,790 and recovered 204 firearms in FY25.

FY26 GOALS

1. Maintain a continued focus to hire four (4) additional Internal Security Investigators (ISIs) in FY26 to complement the current number of twenty (21) CCO Inspectors, with the goal of maintaining 100% monthly inspection completion per licensed cannabis facility.
2. Continue to work jointly with IDFPR to provide recommendations regarding physical security component placement and operational security at all licensed cannabis dispensaries. Continue to complete pre-operational inspections of all IDFPR related cannabis facilities.
3. Continue to work alongside the IDOA while conducting mandated physical security reviews on all new craft grower and infuser organizations as well as completing pre-operational inspections of all IDOA related cannabis facilities.
4. Provide presentations to ISP, local law enforcement, other state agencies, local government or community entities on topics relating to the CCO.

FY26 ESSENTIAL PROJECTS

1. Hire and train new code personnel (e.g. Internal Security Investigators).
2. Conduct comprehensive security reviews of all licensed cannabis facilities.
3. Implementation of the CCO Records Retention Schedule to comply with the Illinois Secretary of State Records Commission.

FY25 METRICS

ISP is committed to prompt completion of background requests. Furthermore, ISP CCO is committed to developing technological enhancements to improve information sharing and data analysis for all cannabis entities. ISP CCO will continue to strive towards completing monthly inspections on all licensed cannabis entities.



98%

complete background requests within 48 hours



98%

pre-operational walk-throughs attended by ISP with IDOA and IDFPR as scheduled



100%

monthly inspection completion of licensed facilities

KEY DATA POINTS

Criminal History Record Expungement

Under 20 ILCS 2630/5.2, The Criminal Identification Act, the Illinois State Police (ISP) is tasked with administering the program to expunge or seal records dealing with possession of cannabis in the State of Illinois. The expungement of cannabis offenses commenced in FY21 following the amendatory changes to the Criminal Identification Act that ensued from the passage of the Cannabis Regulation and Tax Act. During FY24 county submission of orders focused on minor cannabis cases ceased, resulting in no changes to reported numbers. Minor cannabis cases are combined with non-cannabis cases as part of the normal expungement order processing. This evolution has impeded future comprehensive recording of orders targeting minor cannabis. Cannabis specific court orders processed will not change until new court orders are received and processed from non-reporting counties.

Prisoner Review Board and Governor's Pardon Process

No new omnibus expungement orders have been received in FY25, from the Governor's Pardon Process. As of June 30, 2023, the Illinois State Police has received and completely processed omnibus orders that included offenses from 64 counties. Bureau of Identification (BOI) staff continue to manually process omnibus orders received. In total, the work done on these omnibus orders is equivalent to processing 11,702 separate court orders.

State's Attorney Vacate Process

No new State's Attorney expungement orders have been received in FY25. As of June 30, 2023, the Illinois State Police has received and completely processed orders from 64 counties. In the aggregate, the work done on these orders is equivalent to processing 11,667 separate court orders.

Automatic Expungement of Minor Cannabis Offense Records

The initial programmatic expungement of minor cannabis non-conviction records that occurred prior to June 19, 2019, from the criminal history record information (CHRI) production database concluded on December 18, 2020. There have been no new programmatic and automatic expungements for FY25. No new omnibus expungement orders have been received in FY25 from the Governor's Pardon Process.

As of June 30, 2023, minor cannabis records associated with 783,975 separate arrest events expunged from the criminal history transcripts. It is important to note that the ISP BOI did not receive any minor cannabis specific orders after FY23, and the automatic expungement process has been completed since FY23.



ILLINOIS STATE POLICE
DIVISION OF JUSTICE SERVICES
BUREAU OF IDENTIFICATION

Total Number Of DCN Impacted by Expungements To-Date 807,344

Adams	1,997	Cook	488,129	Greene	365	Kankakee	6,202	Massac	1,111	Pope	211	Union	730
Alexander	390	Crawford	607	Grundy	2,006	Kendall	4,019	McDonough	3,277	Pulaski	792	Vermilion	4,438
Bond	267	Cumberland	369	Hamilton	142	Knox	2,533	McHenry	13,486	Putnam	539	Wabash	693
Boone	2,163	DeKalb	5,579	Hancock	386	Lake	25,884	McLean	10,533	Randolph	1,149	Warren	1,043
Brown	253	De Witt	987	Hardin	184	LaSalle	7,901	Menard	201	Richland	763	Washington	502
Bureau	1,238	Douglas	656	Henderson	148	Lawrence	716	Mercer	1,002	Rock Island	8,440	Wayne	589
Calhoun	92	Dupage	26,015	Henry	2,397	Lee	1,837	Monroe	1,068	Saline	1,061	White	1,714
Carroll	400	Edgar	774	Iroquois	1,543	Livingston	2,391	Montgomery	2,456	Sangamon	16,453	Whiteside	3,281
Cass	238	Edwards	102	Jackson	2,568	Logan	1,648	Morgan	2,549	Schuyler	258	Will	16,898
Champaign	7,148	Effingham	3,449	Jasper	332	Macon	4,910	Moultrie	341	Scott	36	Williamson	1,631
Christian	1,078	Fayette	949	Jefferson	1,671	Macoupin	736	Ogle	2,456	Shelby	740	Winnebago	11,161
Clark	588	Ford	703	Jersey	1,306	Madison	12,892	Peoria	13,491	St. Clair	9,399	Woodford	2,286
Clay	232	Franklin	1,060	Jo Daviess	840	Marion	1,586	Perry	1,351	Stark	136		
Clinton	755	Fulton	1,935	Johnson	669	Marshall	299	Piatt	420	Stephenson	1,737		
Coles	2,718	Gallatin	67	Kane	22,611	Mason	353	Pike	1,132	Tazewell	3,777		

Conviction-Related DCN Expungements To-Date by County 23,369

Adams	89	Cook	8,289	Greene	32	Kankakee	0	Massac	0	Pope	39	Union	20
Alexander	23	Crawford	0	Grundy	0	Kendall	139	McDonough	146	Pulaski	0	Vermilion	101
Bond	43	Cumberland	21	Hamilton	11	Knox	0	McHenry	2,078	Putnam	0	Wabash	0
Boone	215	DeKalb	287	Hancock	29	Lake	594	McLean	0	Randolph	153	Warren	100
Brown	34	De Witt	99	Hardin	34	LaSalle	373	Menard	0	Richland	53	Washington	18
Bureau	148	Douglas	55	Henderson	0	Lawrence	0	Mercer	36	Rock Island	272	Wayne	0
Calhoun	8	Dupage	0	Henry	426	Lee	206	Monroe	0	Saline	34	White	0
Carroll	58	Edgar	122	Iroquois	0	Livingston	309	Montgomery	174	Sangamon	506	Whiteside	348
Cass	21	Edwards	0	Jackson	85	Logan	156	Morgan	263	Schuyler	22	Will	1,300
Champaign	465	Effingham	219	Jasper	0	Macon	281	Moultrie	37	Scott	0	Williamson	42
Christian	95	Fayette	82	Jefferson	112	Macoupin	96	Ogle	263	Shelby	0	Winnebago	0
Clark	102	Ford	70	Jersey	0	Madison	292	Peoria	1,071	St. Clair	380	Woodford	122
Clay	0	Franklin	0	Jo Daviess	0	Marion	0	Perry	0	Stark	0		
Clinton	0	Fulton	152	Johnson	0	Marshall	0	Piatt	39	Stephenson	0		
Coles	207	Gallatin	7	Kane	1,435	Mason	57	Pike	0	Tazewell	174		

Cannabis Business Facility Inspections

In FY25, the CCO conducted 7,568 inspections at licensed cannabis facilities statewide (i.e. cultivation centers, dispensaries, craft growers, infusers, and transporters).

7,568

Inspections

conducted in FY25 on



258

licensed dispensaries

21

licensed cultivation
centers

22

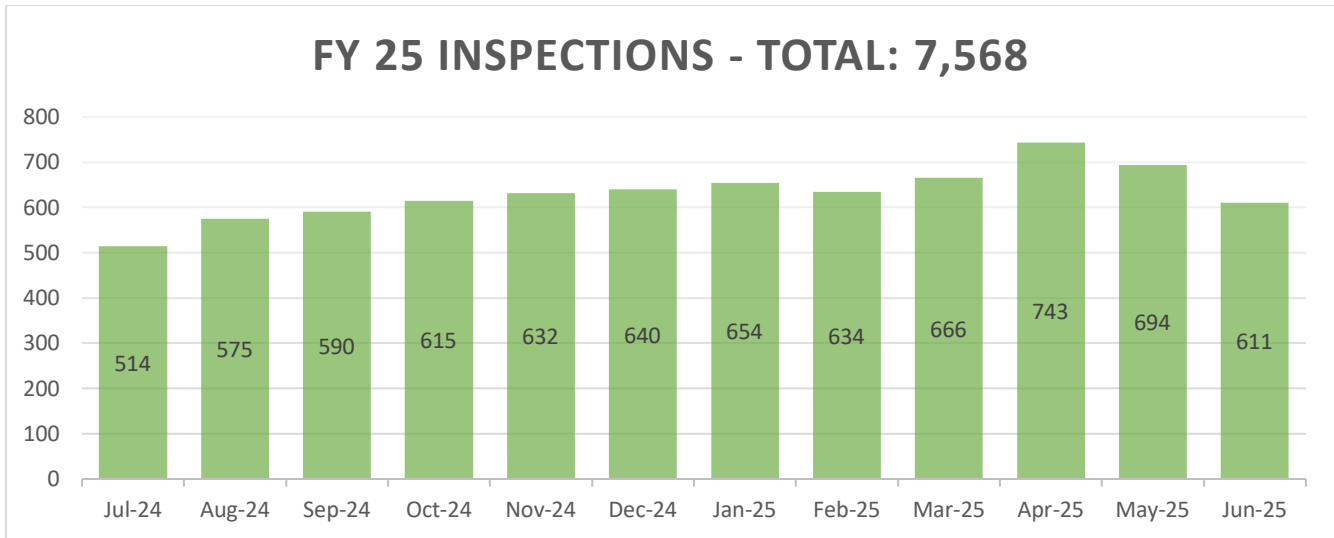
licensed craft growers

17

licensed infusers

143

licensed transporters



21 Inspectors

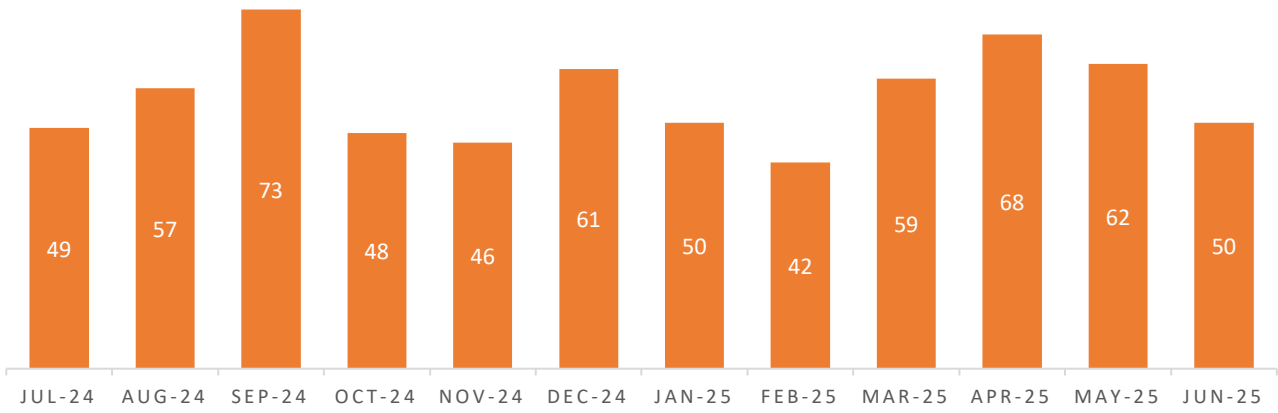
in FY25

The majority of CCO Inspectors are former law enforcement officers and have completed the mandatory training necessary for this job function. The Inspectors continue to receive other ISP training mandated throughout the year. The CCO approved to add six (6) additional ISIs in FY25. These ISIs will replace the current contractual inspectors. The CCO will continue replacing the current contractual inspectors with additional ISIs in FY26.

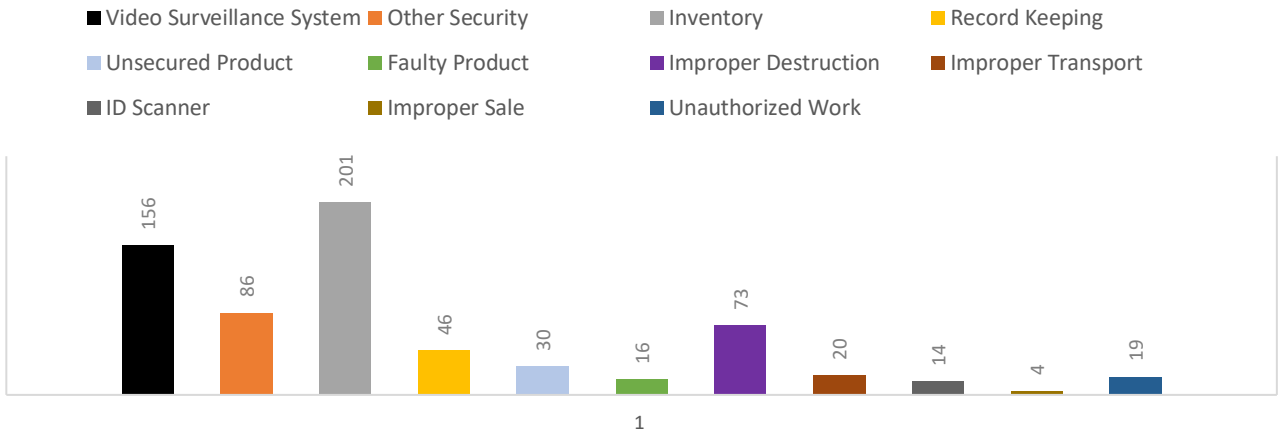
665 Violations

identified in FY25

FY 25 VIOLATIONS - TOTAL: 665



FY 25 VIOLATIONS BY TYPE



104 referrals

received from ISP, local law enforcement, public/community, and cannabis industry

8

security plans reviewed in
FY25

The CCO worked closely with IDOA on physical security reviews and pre-operational inspections on all new craft grow and infuser operations.

Agent, Agent-in-Charge, and Principal Officer Background Checks

ISP conducts background checks of all Agents, Agents-in-Charge, and Principal Officers. Below are listed summary-level figures on agent, agent-in-charge, and principal officer background checks conducted by ISP in FY25.

9,426

total background checks
conducted in FY25.

FY 2025			Average	Less Than 48 Hours	
PURPOSE	DESCRIPTION	TOTAL	Processing Time	#	%
ACC	PRINCIPAL OFFICERS,BOARD MEMBERS AND AGENTS CULTIVATION CENTER	1,757	1	1703	96.93%
ACG	PRINCIPAL OFFICERS,BOARD MEMBERS AND AGENTS OF A CRAFT GROWER	770	1	735	95.45%
ACI	PRINCIPAL OFFICERS,BOARD MEMBERS AND AGENTS OF CANNABIS INFUSER	345	1	336	97.39%
ACT	PRINCIPAL OFFICERS,BOARD MEMBERS AND AGENTS CANNABIS TRANSPORTER	321	1	304	94.70%
CCA	CANNABIS CULTIVATION AGENT	1,382	1	1349	97.61%
CDA	CANNABIS DISPENSING AGENT	1,407	1	1383	98.29%
CVF	CANNABIS VOCATIONAL TRAINING	0	0	0	0.00%
DOA	DISPENSING ORGANIZATION AGENT	3,444	1	3391	98.46%
		<i>Totals</i>		9,201	97.61%
	Average processing time for background criminal history processing is reported in days				

EFFECT OF CANNABIS REGULATION ON LAW ENFORCEMENT RESOURCES

Division of Forensic Services

Drug Chemistry Impact (FY25)

While staffing was not added to the validation quantification team for quantifying THC levels, cost of living increases adjusted the approximate salary from \$105,000 in FY24 to \$109,200 in FY25.

The validation and implementation for the Liquid Chromatography-Triple Quadrupole Mass Spectrometry (LCQQQ) to quantitate THC in plant material and infused products is underway, but is a large, multi-year project. The first phase of the project, Decision Point Analysis validation was completed based on a DEA method and approved for pilot project use in FY24. During the pilot project in FY24, an issue with the internal standard used in the validated method utilized was identified that required an additional validation. This additional validation was conducted in FY25. This validation nears completion and plans for approval, training and implementation are underway. It is anticipated this addendum validation for Decision Point Analysis will be implemented in FY26. This Decision Point Analysis process utilizes GC-MS to screen plant material to identify which samples must move on for further analysis by LCQQQ methods, which is necessary due to the volume of casework. The second phase of the project is the LCQQQ Quantitation of THC in plant material and infused products and it is also progressing. Near the end of FY25, more significant progress was made through collaboration with Agilent and the Department of Agriculture. Method development has neared completion, and the validation is proceeding. It is anticipated that the LCQQQ THC quantitation of THC for Hemp determination of plant material and infused products will be ready for implementation late in FY26 or early FY27.

Toxicology THC Quantitation

Purchase of additional commodities to include, columns, pre-columns, seal-kits, and emerging drug standards at a cost of approximately \$6,000 annually. These are general operating commodities/expenditures to conduct maintenance.

Currently, Forensic Sciences Command (DFS) has four LCQQQ instruments functional for casework (two in Chicago and two in Springfield). In FY25, the four available LCQQQs were utilized for full THC quantitation for the service being provided. FSC Command continues to monitor and evaluate the need to purchase additional instruments.

Scene and Evidence Services Command (SESC)

Illicit cannabis evidence (10,720 lbs.) was transported to Veolia Environmental Services in Sauget, Illinois for destruction in FY25. No CCO funds were expended for this project, however; CCO funding usage is being explored as an option for future large cannabis destructions.

Division of Patrol (DOP)

The ISP Division of Patrol (DOP) strategically reallocated resources to better combat violent crime, disrupt the trafficking of illegal drugs—including cannabis—into Illinois communities, and enhance roadway safety. On January 1, 2023, the DOP implemented a reorganization of patrol operations, transitioning from 21 Districts to 10 Patrol Troops and three Special Operations Groups: Statewide Anti-Violence Enforcement (S.A.V.E.), Highway Interdiction Team (H.I.T.), and the Fatal 4 Team. These specialized teams were established to proactively intercept criminal activity and reduce traffic fatalities across Illinois roadways, ensuring the Division remains adaptable and focused on the safety of the public we serve. The current state of the Division of Patrol, and a core mission of Troopers statewide, continues to be the interdiction of trafficked illegal drugs to create safer communities across Illinois.

The DOP comprises roughly 1,000 sworn officers, with about 10% assigned to Special Operations Groups (SOG) focused on criminal enforcement, traffic safety, and training/mentoring other law enforcement personnel. In FY25, the SOG's Highway Interdiction Team (HIT) seized 10,708,260 grams (23,608 lbs.) of illicit-market cannabis—an increase of 73.5% over FY24—demonstrating the team's significant impact on reducing illegal drug activity in Illinois. From a Divisional perspective, in FY25, the entire Division of Patrol seized approximately 15,900,440 grams of cannabis – an alarming indication of the amount of illicit-market cannabis is prevalent in Illinois communities.

The regulation of cannabis in Illinois continues to impact ISP operations, particularly in the use of canines for criminal enforcement. Following decriminalization on January 1, 2020, ISP temporarily paused imprinting new canines with the odor of cannabis to evaluate how evolving legislation and court rulings would affect their deployment. This proactive approach prevented the need to replace large numbers of canines at once and preserved flexibility should future rulings favor or restrict cannabis-imprinted canines. Today, ISP supports a canine section of nearly 70 canines—some imprinted with cannabis and some not—ensuring the Department remains adaptable while closely monitoring the legal landscape.

Changes in cannabis legislation and judicial interpretation continue to present significant challenges to the Division of Patrol's ability to effectively combat drug trafficking. Court decisions in recent years, including *People v. Stribling* (2022), *People v. Redmond* (2022), and *People v. Molina* (2022), underscore how differing interpretations of whether cannabis odor provides probable cause can directly affect Troopers' enforcement authority. These shifting legal standards highlight the ongoing risk: unfavorable changes in legislation or precedent could severely restrict the Division's ability to utilize canine teams and odor detection, diminishing one of the most effective tools for intercepting trafficked drugs. Such outcomes would reduce Troopers' capacity to proactively enforce the law and increase the threat of dangerous drugs entering Illinois communities.

In FY25, the DOP conducted a thorough analysis of the potential public safety impacts of Senate Bill 42 (SB42), filed in January 2025 in the Illinois 104th General Assembly. SB42 proposed to amend the Illinois Vehicle Code by removing the requirement that cannabis be in an odor-proof container and prohibiting law enforcement from stopping, detaining, or searching a vehicle solely based on the odor of cannabis.

Had SB42 gained traction and passed, it would have significantly limited Troopers' ability to detect cannabis, severely impacting efforts to interdict trafficked drugs and address cannabis-impaired driving. Such a change would have posed serious risks to public safety for Illinois residents and

travelers alike. The Division remains vigilant for legislative threats like SB42 that could undermine enforcement authority and compromise overall community safety.

Division of Criminal Investigation (DCI)

The Division of Criminal Investigation's 22 Metropolitan Enforcement Groups (MEGs) and Task Forces (TFs) service 73 of the 102 Illinois Counties, offering drug enforcement to local, federal, and other state agencies. Local law enforcement partnerships with the MEGs and TF account for 134 local officers assigned to these units. In FY25, ISP MEGs and Task Forces in the DCI Zones seized a combined total of 16,738,186 grams of illicit cannabis, which has a total street value of approximately \$251,072,790 (see below). In addition, 14 illicit cannabis plants were seized, which at harvest, can yield up to one pound of cannabis "buds" per plant. Additionally, 204 illegally possessed firearms were seized during investigations relating to cannabis trafficking where felony arrests were made, an increase of 88% firearms seized from FY24. To protect criminal enterprise assets, including their illicit cannabis, traffickers often arm themselves with firearms which poses a significant threat to the safety of Illinois citizens.

The Illinois State Police, MEGS and TFs participate in the statewide deflection program with Treatment Alternatives for Safe Communities (TASC). The MEGs and TFs work with TASC and area service providers to coordinate social services for individuals as an alternative to entering the criminal justice system when appropriate. During the past year, there were over 390 TASC Associated Criminal Drug Deflections by the MEGs and TFs.

Zone 1

Will County Cooperative Police Assistance Team (WCPAT), DuPage Metropolitan Enforcement Group (DUMEG), Lake County Metropolitan Group (LCMEG), Narcotics & Currency Interdiction Team (NARCINT) and North Central Narcotics Task Force (NCNTF), Joliet Metropolitan Area Narcotics Squad (JMANS), Kendall County Police Assistance Team (KCPAT) and Kankakee Metropolitan Enforcement (KAMEG)

Zone 1 narcotics had the following illicit cannabis seizures which have a total street value of approximately \$149,785,095.

WCPAT – 67,583 grams
DUMEG – 81,173 grams
LCMEG – 3,236,041 grams
NARCINT – 4,967,589 grams
NCNTF – 187,570 grams
JMANS – 1,323,963 grams
KCPAT – 17,389 grams
KAMEG – 104,365 grams

Zone 2

Blackhawk Area Task Force (BATF), Quad City MEG (QCMEG), State Line Area Narcotics Team (SLANT)

Zone 2 narcotics had the following illicit cannabis seizures which have a total street value of approximately \$15,932,715.

BATF – 902,255 grams
SLANT – 93,166 grams
QCMEG – 66,760 grams

Zone 4

Peoria Metropolitan Enforcement Group (PMEG), Central Illinois Enforcement Group (CIEG) and West Central Illinois Task Force (WCITF)

Zone 4 narcotics had the following illicit cannabis seizures which have a total street value of approximately \$43,242,330.

PMEG – 14,141 grams
CIEG – 2,860,532 grams
WCITF – 8, 149 grams

Zone 5

East Central Illinois Task Force (ECITF), Vermillion Metropolitan Enforcement Group (VMEG), and Task Force 6

Zone 5 narcotics had the following illicit cannabis seizures which have a total street value of approximately \$7,984,230.

ECITF – 3960 grams
VMEG – 216,314 grams
Task Force 6 – 312,008 grams

Zone 6

Metropolitan Enforcement Group of Southern Illinois (MEGSI), and South-Central Illinois Drug Task Force (SCIDTF)

Zone 6 narcotics had the following illicit cannabis seizures which have a total street value of approximately \$32,260,725.

MEGSI – 2,017,710 grams
SCIDTF – 133,005 grams

Zone 7

Southern Illinois Enforcement Group (SIEG), and Southern Illinois Drug Task Force (SIDTF)

Zone 7 narcotics had the following illicit cannabis seizures which have a total street value of approximately \$1,862,535.

SIEG – 6,474 grams
SIDTF – 117,695 grams

Zone 8

Southeastern Illinois Drug Task Force (SEIDTF)

Zone 8 narcotics had the following illicit cannabis seizures which have a total street value of approximately \$5,160.

SEIDTF – 344 grams

The Drug Enforcement Administration (DEA) strives to halt the illicit cannabis cultivation in the U.S., having initiated the Domestic Cannabis Eradication/Suppression Program (DCE/SP). The DCE/SP is the only nationwide law enforcement program that exclusively targets Drug Trafficking Organizations (DTO) involved in illegal cannabis cultivation. In 2024 DCE/SP was responsible for the eradication of 3,627,762 illegally cultivated outdoor cannabis plants and 1,654,027 cultivated indoor cannabis plants. The program also removed 3,125 weapons from cannabis cultivators.

Chicago is a hub and distribution point for drug trafficking in the Midwest due to its multi-faceted transportation infrastructure and its central geographic location. High potency domestically grown cannabis from other states is smuggled into the Chicago HIDTA region via trucks, personal vehicles, and parcels and sold in the booming illicit market in Illinois. Chicago-based gangs that dominate the regional retail market also have a significant presence throughout the Midwest and across the nation.

Illinois law currently requires Illinois cannabis dispensaries to sell cannabis obtained solely from an authorized Illinois cultivation center or craft grower. However, the illicit cannabis marketplace remains unregulated. At the street level, it is difficult for local law enforcement officers to determine the actual source of cannabis in the possession of consumers.

According to the Zone's Task Forces and MEG Units, the average cost of illicit cannabis flower per ounce is \$200 and \$2,500 per pound.

The following represents illicit cannabis seizure highlights by ISP/DCI Zone Narcotics units in Illinois:

- July 2024 - ISP Troopers and VMEG seized 483 pounds of illicit cannabis in a pickup truck pulling a trailer on Interstate 74 in Vermillion County. 1 suspect was arrested.
- August 2024 – ISP Troopers and MEGSI seized 358 pounds of illicit cannabis and 36 pounds of illicit cannabis wax in a truck traveling on Interstate 64 in Clinton County. 1 suspect from Oregon was arrested.
- September 2024 – SIEG / SIDTF seized 59 pounds of cannabis and 7 pounds of cannabis wax in a residence in Jackson County.
- October 2024 – ISP Troopers and KCPAT seized 3,000 pounds of illicit cannabis in a box truck traveling on Interstate 80. 1 subject was arrested.
- November 2024 - DuMEG and NCNTF seized 112 pounds of cannabis and over 14 pounds of THC edibles during an investigation in Cook County.
- December 2024 – MEGSI – seized over 60 pounds of cannabis, during an investigation in St. Clair County.
- January 2025 – TF6 – seized over 3 pounds of illicit cannabis from a residence in McLean County. 1 suspect was charged.
- February 2025 – QCMEG – seized 6 pounds of illicit cannabis from a residence in Rock Island County during an investigation.

- April 2025 – NARCINT 57 pounds of cannabis during an investigation at O’Hare Airport.
- May 2025 – ISP Troopers and SIDTF seized 86 pounds of illicit cannabis on Interstate 57 in Franklin County. 2 subjects were arrested.
- June 2025 – Zone 1 NARCINT agents seized 84 pounds of illicit cannabis in Will County.

IMPACT OF CANNABIS REGULATION ON HIGHWAY AND WATERWAY SAFETY

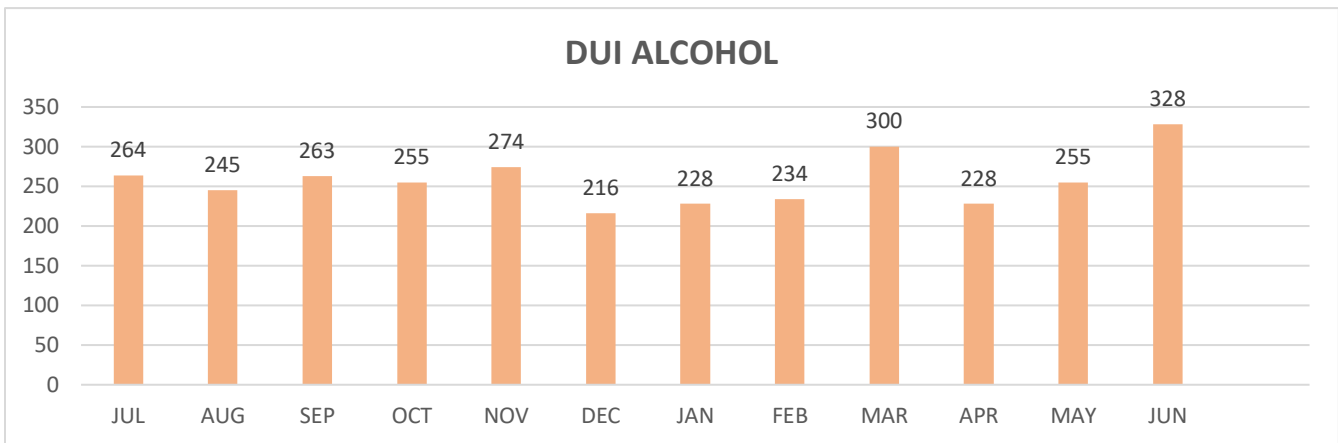
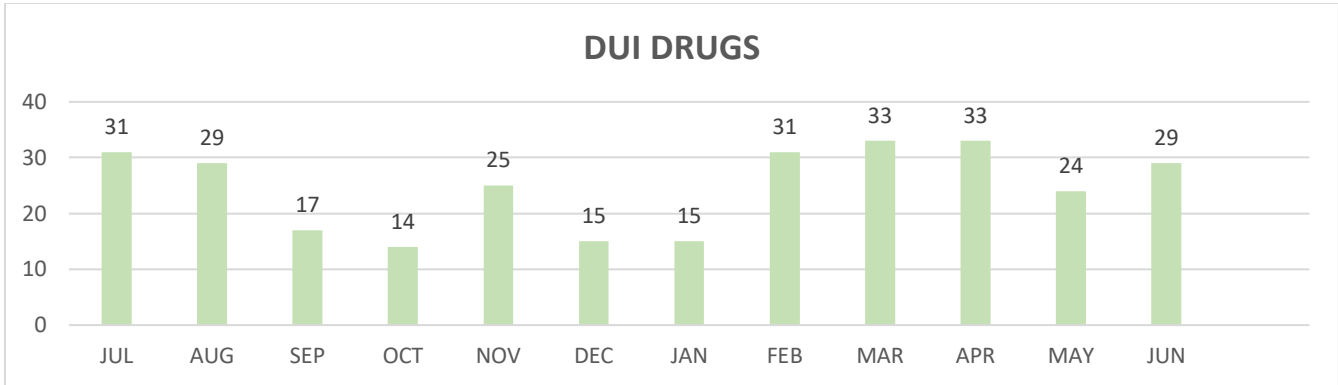
Division of Patrol

In FY25, the ISP Division of Patrol strategically reallocated resources statewide to address areas with heightened violent crime and criminal activity. As a result, the Division of Patrol filed 424 DUI Cannabis related charges in FY25 and reported 15 crashes involving cannabis, (or having a cannabis nexus, and 7 medical cannabis charges). The table below details additional cannabis-related offenses, including the number of charges and arrests for each.

Note: All statistics provided are Illinois State Police Statistics only and are not representative of all law enforcement agencies statewide.

Offense	FY25
Cannabis Trafficking	50
Manufacture/Delivery	149
Possession	863
DUI Cannabis	5
DUI Combination with Cannabis Nexus	419
Crashes Involving Cannabis (Cannabis Nexus)	15
Medical Cannabis Charges	7
Unlawful Possession in Vehicle	523

The chart below represents the total number of DUI drugs in FY25 including other illicit compounds or combination thereof. Please see the Adult Use Cannabis Health Advisory Committee’s FY25 report for statewide arrest numbers that include local law enforcement.



EMERGING METHODS TO TEST FOR PRESENCE OF THC IN BODILY FLUIDS

Division of Forensic Services

FY25 - The Division of Forensic Services (DFS) has methods available for detecting the metabolites for delta-9-tetrahydrocannabinol in bodily fluids, including, without limitation blood and urine. DFS continued the use of established methods and procedures to provide the toxicological services of detecting Delta-9 Carboxy THC (THC metabolite) in blood and urine and quantitating Delta-9 THC in blood. In FY25, all four LCQQQ instruments were online and providing full-service quantitation. DFS continues to monitor and evaluate the need to purchase additional instruments.

Division of the Academy and Training

A continued obstacle officers across the state continue to face is obtaining blood draws for Driving Under the Influence (DUI) arrests or other instances where a blood sample is needed as evidence. Often, area hospitals refuse to draw blood for officers, or officers wait several hours to obtain a blood sample. The statutory two-hour time frame to obtain an evidentiary blood draw sample (625 ILCS 5/11-501(a)(7)) causes significant issues when prosecuting drivers for DUI cannabis.

To minimize this obstacle, Illinois State Police (ISP) Director Brendan F. Kelly approved the implementation of an ISP Phlebotomy Pilot Program through a partnership with the Forensic Phlebotomy training program at Richland Community College in Decatur. The goal of the pilot program is to determine the feasibility of a statewide program.

In May 2025, seven (7) ISP Troopers graduated from the Richland Community College Forensic Phlebotomy Program and were successfully trained as Law Enforcement Phlebotomists. Their training consisted of four weeks of online training, three days of classroom training, and one week of clinicals, which included one hundred (100) successful blood draws. Currently, the launch of the ISP Phlebotomy Pilot Program is pending final procedural approvals.

EFFICACY OF EXISTING DUI LAWS

Division of Academy and Training

Illinois Compiled Statute 625 ILCS 5/11-501(a)(7) states "A person shall not drive or be in actual physical control of any vehicle within this State while the person has, within 2 hours of driving or being in actual physical control of a vehicle, a tetrahydrocannabinol concentration in the person's whole blood or other bodily substance as defined in paragraph 6 of subsection (a) of Section 11-501.2 of this code." Paragraph 6 of subsection (a) of Section 11-501.2 states "Tetrahydrocannabinol concentration means either 5 nanograms or more of delta-9-tetrahydrocannabinol per milliliter of whole blood or 10 nanograms or more of delta-9-tetrahydrocannabinol per milliliter of other bodily substances.

The above section is the only section in the Driving Under the Influence statute that places a time restriction on an officer to obtain an evidentiary sample. Currently in Illinois, officers must take a suspect to the hospital to get a blood sample. This law forces officers to consider how far away the hospital is from the arrest location and to try to guess how busy the hospital will be when they arrive. Officers then must rely on the willingness of the hospital staff to draw the blood within the time frame. The inability of officers to get a sample within this two-hour time restricts officers from securing sufficient evidence for a successful prosecution.

There is a surge in hemp-derived products (for example, delta-8-tetrahydrocannabinol and delta-10-tetrahydrocannabinol) that do not fall under the Cannabis Regulation and Tax Act. This means they can be sold outside the regulated market and inspected dispensaries, while still having the same impairing effects as delta-9-tetrahydrocannabinol. By only testing for delta-9-tetrahydrocannabinol in the blood, all the different byproducts from these other types of cannabis are not tested for.

According to research conducted by Dr. M.A. Huestis in *Cannabis (Marijuana) - Effects on Human Behavior and Performance*, most cannabis has left the bloodstream within two hours of ingestion. Doctor Huestis' research also showed that by their admission, subjects in this study were still impaired for a considerable amount of time after all cannabis had left the bloodstream. This research shows that there is no correlation between the amount of cannabis in the bloodstream and the impairment of an individual.

Research has shown that a person can still be impaired after two hours. Paragraph 6 of subsection (a) of Section 11-501.2 should be repealed because research shows no correlation between the amount of delta-9-tetrahydrocannabinol in a person's blood compared to the impairment a person exhibits. At a minimum, the reference to delta-9-tetrahydrocannabinol should be removed and replaced with "any cannabis metabolite."

The ISP, Alcohol and Substance Testing Section (ASTS) has submitted a legislative proposal for the instatement of a Zero Tolerance Law for Cannabis. Currently, cannabis is illegal to possess in the state of Illinois for anyone younger than 21 years of age. The submitted legislative proposal suggests mirroring the Cannabis Zero Tolerance Law to the Alcohol Zero Tolerance Law. Currently, a subject under 21 years of age cannot legally drive a vehicle with a blood alcohol content over .000. The ASTS proposal suggests a subject under 21 years of age cannot drive a vehicle with any amount of cannabis in their system.

Advanced Roadside Impaired Driving Enforcement (ARIDE)

The Advanced Roadside Impaired Driving Enforcement (ARIDE) program was created to address the gap in training between the Standardized Field Sobriety Testing (SFST) and the Drug Evaluation and Classification (DEC) Program.

Law enforcement officers are trained to observe, identify, and articulate the signs of impairment related to drugs, alcohol, or a combination of both, to reduce the number of impaired drivers and impaired driving related traffic collisions.

- The ISP ASTS has conducted seven **(7)** ARIDE classes statewide during FY25.
- A total of eighty-eight **(88)** ISP Troopers received ARIDE training during FY25.
- The ASTS continues the instruction of ARIDE classes at the ISP Academy and statewide.

Drug Recognition Expert (DRE)

A Drug Recognition Expert or Drug Recognition Evaluator (DRE) is a police officer trained to recognize impairment in drivers under the influence of drugs other than, or in addition to, alcohol. The IACP coordinates the International Drug Evaluation and Classification (DEC) Program with support from the NHTSA of the U.S. Department of Transportation. In addition to officers who are certified as DREs, the DEC Program educates prosecutors and toxicologists on the DRE process and the drug categories.

- The ISP ASTS conducted a DRE School during FY25. Nine (9) ISP Troopers and seven (7) local law enforcement officers statewide completed the training.
- The ISP ASTS will be conducting a DRE School in January of 2026.
- The ISP currently has 28 Troopers certified throughout the State.

Division of Patrol

The ISP continues to train officers to recognize and enforce impairment to protect the motoring public and prevent tragedies, including serious injuries and fatalities. The effectiveness of DUI laws depends on officers' ability to use on-scene observations to identify illegal activity and take appropriate investigative steps. Retaining the authority to consider the odor of cannabis and evidence of unlawfully transported cannabis inside a vehicle as probable cause is critical. These tools allow officers to assess impairment and criminal activity—Similar to enforcement for illegally transported alcohol—ensuring the safety of all Illinois roadway users. Additional measures, such as a zero-tolerance cannabis provision for minors and mandatory education on the dangers of cannabis, would further support roadway safety.

FUNDING USAGE

Summary

The appropriations of funds for the CCO in FY25 were:

Medical Use - \$ 2,200,000

Adult Use - \$ 5,000,000

\$1,257,955

Medical Use balance as of June 30, 2025

\$1,412,484

Adult Use balance as of June 30, 2025

FY25 Expenditures

Medical Use

Appropriation Amount: **\$2,200,000**

Expenditures: **\$942,045**

Adult Use

Appropriation Amount: **\$5,000,000**

Expenditures: **\$3,587,516**

UPDATES AND INITIATIVES

Summary of FY25 Legislation

- No cannabis or hemp legislation was enacted during FY25.

EMERGING TRENDS AND ISSUES

Law enforcement and health professionals in the State and nationwide continue to grapple with the proliferation of, and associated legal issues with, the sales of synthesized THC products derived from hemp (CBD). The products are often sold containing “Delta-8,” “THC-O,” or other THC variants. The products are marketed as “Hemp-based” or CBD but are often only CBD or hemp in name. To produce the products, delta-9-tetrahydrocannabinol (THC) has been artificially synthesized from a CBD product and sprayed, or otherwise incorporated, back onto another (usually legal) hemp, food, vape or other product.


In Illinois, industrial hemp-derived CBD products can be cultivated and marketed under the state's agricultural hemp program. As a result, CBD may be accessible in many places, including corner stores and grocery markets. The state and federal government have, as of now, done very little to regulate the wide array of hemp and CBD products available for sale. According to the DEA, the synthesizing of THC is illegal under federal law. Under state law the synthesized product is categorized as “cannabis” and therefore should be controlled under, and subject to the restrictions of, the CRTA.

Illinois law enforcement has struggled in convincing State’s Attorneys to move forward with prosecution because of the product’s initial association with hemp/CBD which, since it is legal, leads the State’s Attorneys to be reluctant to prosecute. The ISP recommends legislation be enacted which would regulate CBD and hemp products to bring them in line with federal law and the CRTA.

Law enforcement is also seeing a rise in the sale of high THC-A content hemp flower which has boomed onto the market because of confusion with, or purposeful obfuscation of, federal hemp legislation. These products often have THC-A contents as high or higher than cannabis flower sold in licensed cannabis dispensaries in the State. Purveyors of THC-A products often claim they are compliant with federal hemp legislation; however, the DEA recently clarified their stance on federal legislation confirming that in determining Total THC content of a product, THC-A must be included in that calculation. Similarly, to other hemp products, Illinois law enforcement has struggled in securing prosecution of THC-A sales violations.

2025 ANNUAL CANNABIS REPORT

Illinois Department of Public Health



Melissa Stalets & Janette Candido | Division of Medical Cannabis
Medical Cannabis Patient Program

SUMMARY

“ The Medical Cannabis and Opioid Alternative programs, overseen by the Illinois Department of Public Health, assist the most vulnerable citizens suffering debilitating medical conditions to receive support and access to cannabis for medical use and pain relief.

In fiscal year 2025, the Illinois Department of Public Health (IDPH) Division of Medical Cannabis continued to modernize the way we manage information and communicate to the public. As a part of this modernization, IDPH launched the new Medical Cannabis Patient Registry System in April 2025. IDPH has also updated our website and now includes guides on use of the new system. Internal staff and local health department staff were also trained on the new system’s functions, capabilities, and processes.

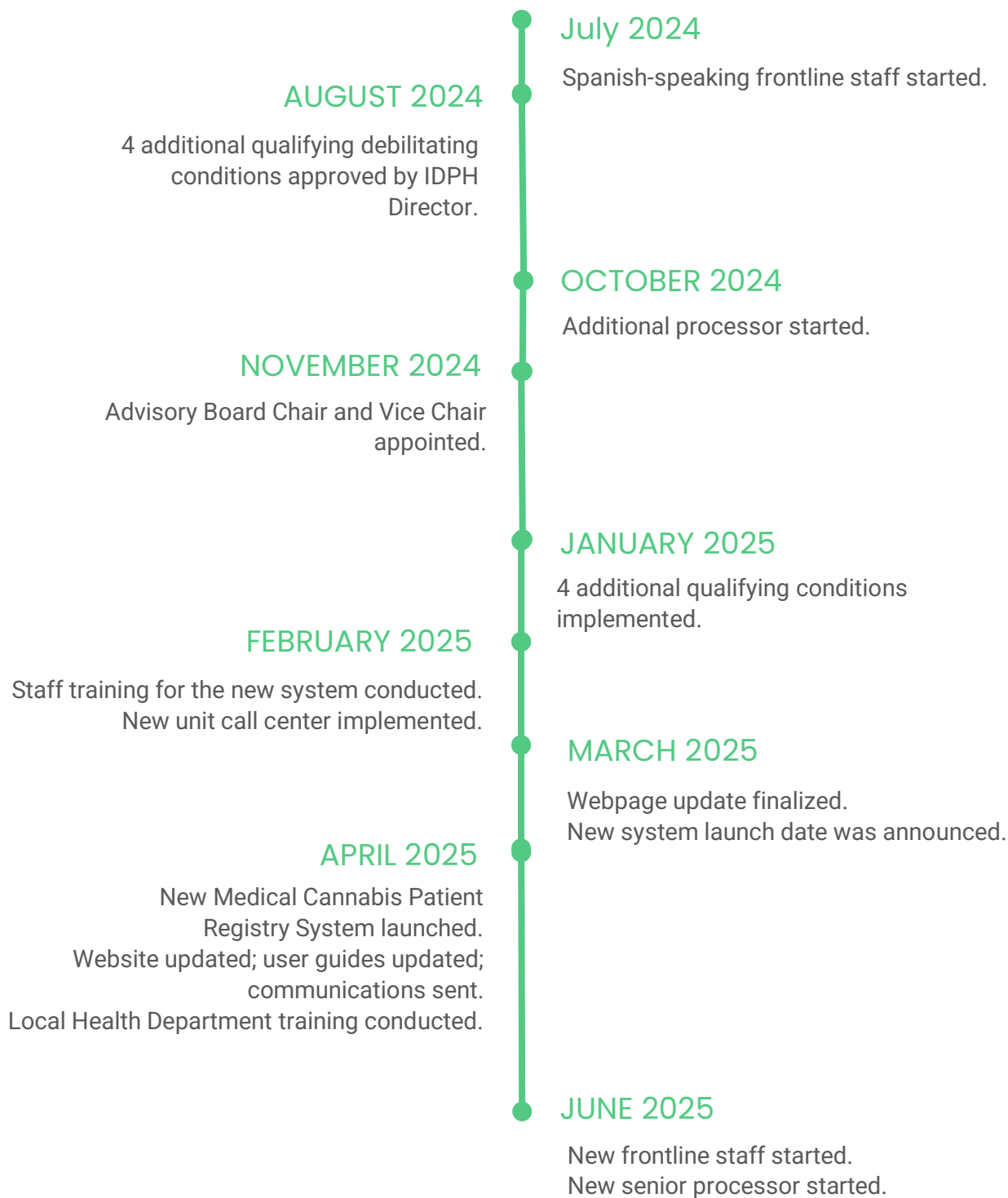
IDPH continues to focus on building capacity with the hiring of additional staff needed to meet the demands of processing and customer service. Two front line staff positions were filled, including one that is Spanish speaking to improve customer care. A senior processor was also hired to help improve the quality of processing. Hiring processes were started for a new nurse manager, an additional Spanish-speaking processor, and an administrative support staff.

In addition, IDPH has continued to work with local health departments to assist patients and caregivers with applications for Medical Cannabis Patient Registry Cards.

The Medical Cannabis Advisory Board (MCAB) convened once in FY25. An MCAB Chair and Vice Chair were appointed by the Governor and subsequently provided introductions and discussed processes for future MCAB meetings and agenda. Four new qualifying conditions were recommended by the MCAB in FY2024 and were approved and implemented in FY25. The additional conditions went live in the system in January of 2025.

Finally, IDPH implemented a new call center that allows recording and quality checks to improve customer service.

FY2025 ACCOMPLISHMENTS



FY2026 GOALS

For the fiscal year 2026 the Division of Medical Cannabis plans to focus on improvement in the quality of consumer engagement and access for participants. Strategies for this fiscal year include initiation of an education and training program for both internal and external stakeholders. This entails providing staff additional education and training, ensuring robust quality assurance, improving customer experience, and enhancing processes and procedures in the unit. A priority for customer experience improvement will be to address issues encountered by clients in the new registry system and provide resolution. To improve the quality of processing and customer service, IDPH will update its quality assurance program. Analyses of that program will inform updates to processes and procedures. This approach will also lead to additional strategies at IDPH beyond the fiscal year to improve the overall program.

IDPH FY26 Essential Projects

1. Launch partnership with stakeholders in medical cannabis education and training.
2. Review and enhance the Medical Cannabis Program quality assurance plan.
3. Implement education and training program.

IDPH FY25 Metrics



1

Number of established partnerships with stakeholders for education and training.



5

education and training outreach sessions were provided for partners and stakeholders.



50%

Decrease in the number of calls and correspondence received that are determined to be due to system issues.

KEY DATA POINTS

Program Overview

In August 2013, Illinois became the 20th state to authorize a program for the cultivation and dispensing of cannabis for medical purposes. The statewide Medical Cannabis Patient Registry Program (MCP) allows patients diagnosed with a qualifying condition to access medical cannabis. IDPH manages the registry by receiving and processing applications and issuing registry cards to Illinois residents meeting program requirements.

To qualify for participation in MCP, patients must obtain certification from a registered health care professional (HCP) specifying their debilitating condition. An HCP is a physician, advanced practice registered nurse, or physician assistant that is licensed in Illinois and has registered to participate in IDPH's Medical Cannabis Programs. Patients may elect to designate up to three caregivers. A caregiver must be at least 21 years of age and is authorized, on the patient's behalf, to possess, obtain from a certified dispensary, dispense, and assist in the administration of medical cannabis.

Patients may opt to apply for registration in MCP for one year, two years, or three years. If a patient selects registration for less than three years, they may extend their registration by completing the required documentation. At the end of every three-year period, qualifying patients must apply for a new registry identification card.

Qualifying patients under 18 years of age may be registered in MCP by a designated caregiver who is a parent or legal guardian. The parent or legal guardian must submit written certification from an HCP specifying the debilitating condition as well as certification from an HCP indicating that a review of the patient's records has been conducted. Two caregivers, in addition to the custodial parent or legal guardian, may be designated.

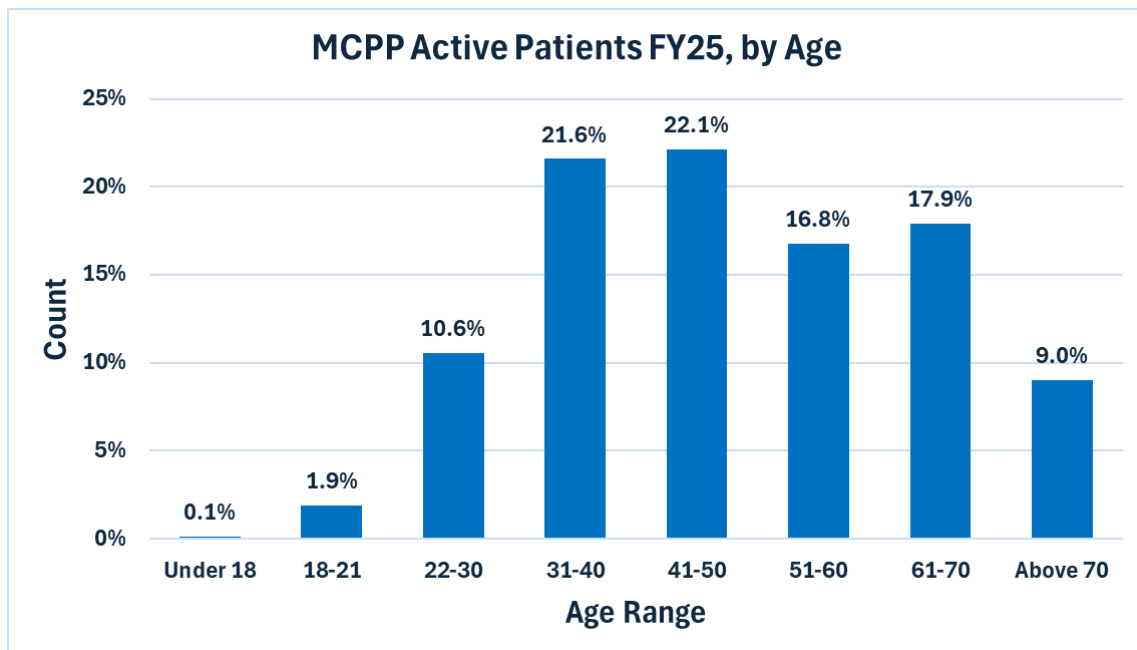
Application resources, new and existing patient instructions, health care providers, contact information, laws, rules, and referral sources are available online ([Medical Cannabis Patient Registry Program](#)).

In August 2018, Public Act 100-1114, the [Alternative to Opioids Act of 2018](#), was signed, making changes to the Compassionate Use of Medical Cannabis Pilot Program Act. The public act created the Opioid Alternative Patient Program (OAPP), which allows access to medical cannabis for individuals who have a prescription for opioids or have a condition for which an opioid otherwise would be prescribed, as certified by a registered health care provider.

On January 31, 2019, IDPH officially launched the OAPP. Qualifying patients for OAPP must be at least 21 years old and be an Illinois resident. Licensed physicians must certify the qualifying patients have a medical condition for which an opioid has been or could be prescribed based on generally accepted standards of care. Qualifying patients receive a 90-day registration and must recertify for additional 90-day periods.

Number of applications and renewals filed for registry identification cards/registrations.

- IDPH has approved **381,621** applications for qualifying patients since it began accepting applications for MCPP on September 2, 2014.
- The number of active patients in MCPP as of June 30, 2025, was **121,680**, including 187 minors.¹³
- 15,277 applications were renewed, and 7,068 were extended in FY25.
- The total number of initial applications submitted to MCPP in FY25 was 25,765.
- In FY25, there were 220 caregivers for 187 minor MCPP patients and 15,621 caregivers for 13,706 adult MCPP patients.
- The highest percentage of active patients in FY25 were individuals between 41 and 50 years of age.
- Among registered MCPP patients in FY25, a higher percentage reported a gender of male than female (53% vs. 47%).



¹³ Active means a patient has a non-expired, non-revoked medical card. Due to the update to the data management system this year's data also contains information on active cardholders as well as those in the renewal or extension process.

On July 15, 2021, Gov. JB Pritzker signed Pub. Act 102-0098, which removed the requirement that a medical cannabis patient and/or caregiver select a single dispensary and that patients report dispensary information to IDPH.

Nature of the debilitating medical conditions of qualifying patients

The top five most common debilitating conditions submitted in certifications for MCPP for FY21 to FY25 were chronic pain, post-traumatic stress disorder (PTSD), migraines, osteoarthritis, and cancer.

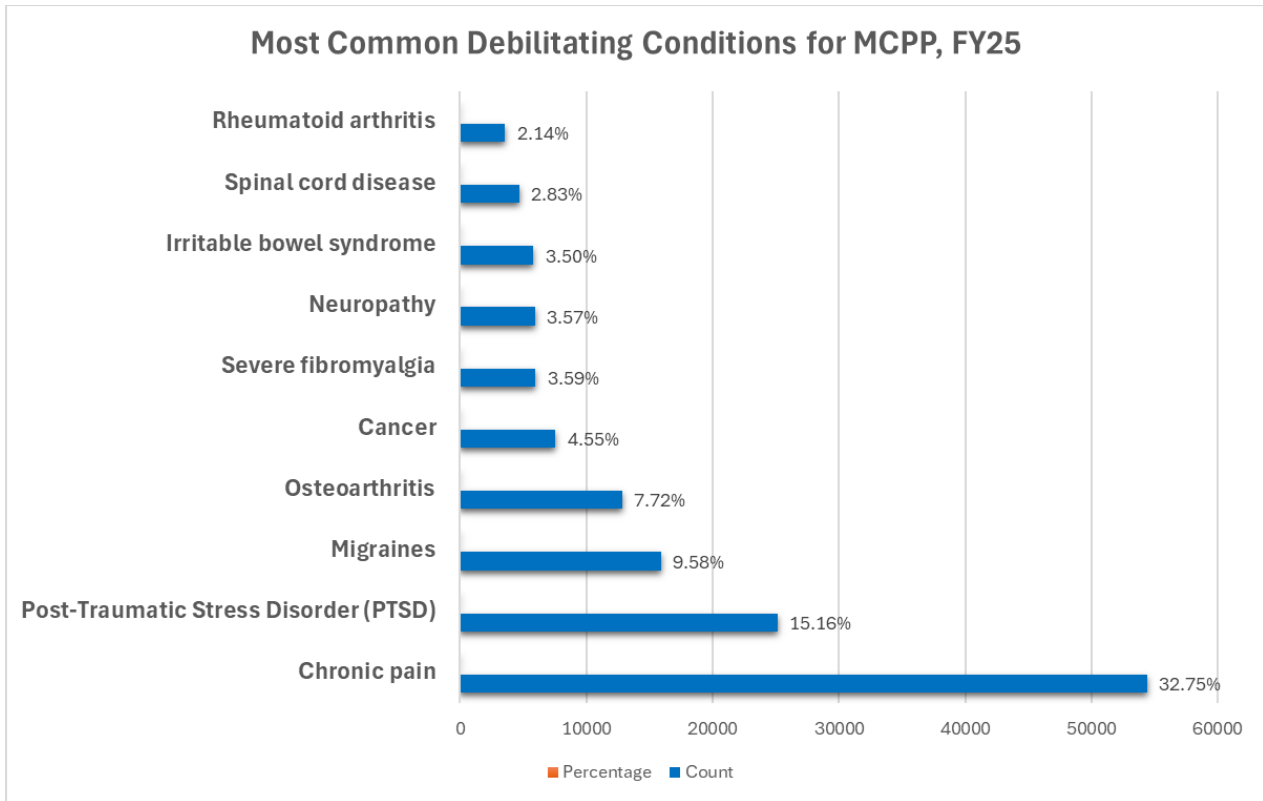
NOTE: Certifications may reflect more than one qualifying condition. Due to the update to the data management system this year’s data also contains information on active cardholders as well as those in the renewal or extension process.

Table 1

Nature of the debilitating medical conditions of the qualifying patients under MCPP in FY2025	Number	Percentage
Chronic pain	54,381	32.75%
Post-Traumatic Stress Disorder (PTSD)	25,167	15.16%
Migraines	15,908	9.58%
Osteoarthritis	12,825	7.72%
Cancer	7,563	4.55%
Severe fibromyalgia	5,967	3.59%
Neuropathy	5,920	3.57%
Irritable bowel syndrome	5,810	3.50%
Spinal cord disease (including but not limited to arachnoiditis)	4,693	2.83%
Rheumatoid arthritis	3,546	2.14%
Traumatic brain injury	2,266	1.36%
Post-Concussion Syndrome	2,243	1.35%
Seizures (including those characteristic of Epilepsy)	2,172	1.31%
Multiple Sclerosis	2,011	1.21%
Spinal cord injury is damage to the nervous tissue of the spinal cord with objective neurological indication of intractable spasticity	1,698	1.02%
Crohn’s disease	1,559	0.94%
Glaucoma	1,300	0.78%
HIV/AIDS	1,028	0.62%
Autism	1,018	0.61%
CRPS (complex regional pain syndrome Type II)	932	0.56%
Lupus	795	0.48%
Ulcerative colitis	659	0.40%
Residual limb pain	591	0.36%
Ehlers-Danlos syndrome	537	0.32%
Anorexia nervosa	500	0.30%

Nature of the debilitating medical conditions of the qualifying patients under MCPP in FY2025	Number	Percentage
Causalgia	448	0.27%
Interstitial cystitis	442	0.27%
Parkinson's disease	424	0.26%
Sjogren's syndrome	416	0.25%
Reflex sympathetic dystrophy	408	0.25%
Hepatitis C	390	0.23%
Chronic inflammatory demyelinating polyneuropathy	293	0.18%
Dystonia	253	0.15%
Tourette syndrome	253	0.15%
Cachexia/wasting syndrome	236	0.14%
Blank	224	0.13%
Arnold-Chiari malformation	192	0.12%
Agitation of Alzheimer's disease	117	0.07%
Muscular Dystrophy	111	0.07%
Polycystic kidney disease (PKD)	98	0.06%
Myoclonus	96	0.06%
Myasthenia Gravis	84	0.05%
Neurofibromatosis	68	0.04%
Hydrocephalus	58	0.03%
Amyotrophic lateral sclerosis (ALS)	54	0.03%
Fibrous Dysplasia	43	0.03%
Tarlov cysts	40	0.02%
Endometriosis	38	0.02%
Syringomyelia	37	0.02%
Ovarian cyst(s) with pain	34	0.02%
Spinocerebellar ataxia	32	0.02%
Uterine fibroid(s) with pain	18	0.01%
Neuro-Bechet's autoimmune disease	13	0.01%
Nail-patella syndrome	10	0.01%
Hydromyelia, Superior canal dehiscence syndrome, Female orgasmic disorder, Joint, neck, or back pain, Other	Fewer than 10 each	0.02%
Total		100.00%

Certifications may reflect more than one qualifying condition. Due to the update to the data management system this year's data also contains information on active cardholders as well as those in the renewal or extension.



Number of registry identification cards or registrations revoked for misconduct in FY25.

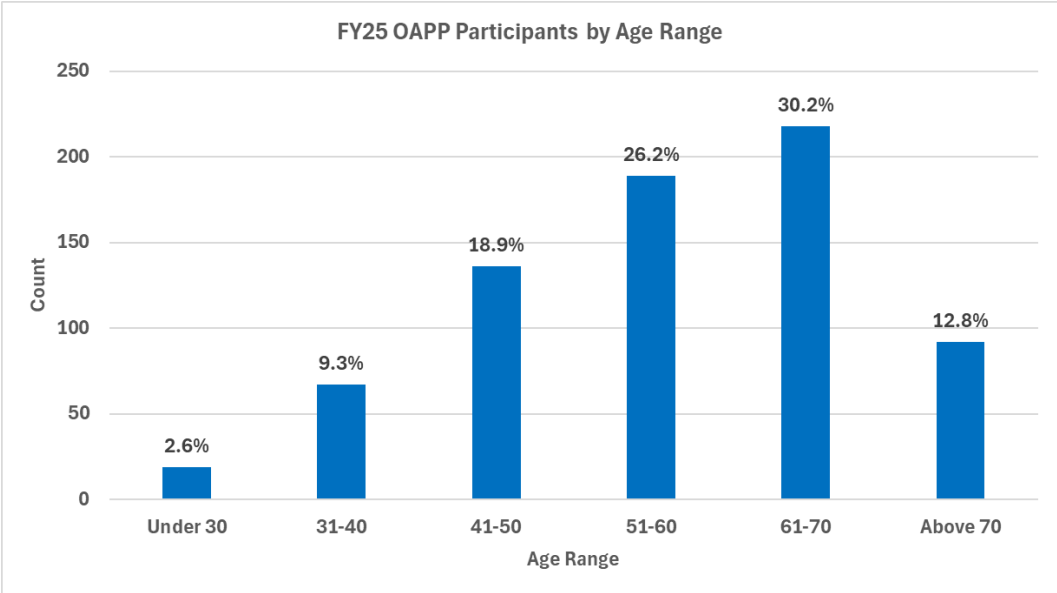
There were **four** registry identification cards or registrations revoked for misconduct in FY25.

Number of certifying health care professionals providing certifications for qualifying patients in FY25

- **4,818** health care professionals who are eligible to write certifications in the Program.
- **2,614** health care professionals provided written certifications for MCPP in FY25.
- Medical cannabis certifying health care professionals can provide certifications for both MCPP and OAPP programs.

The number of Opioid Alternative Patient Program participants

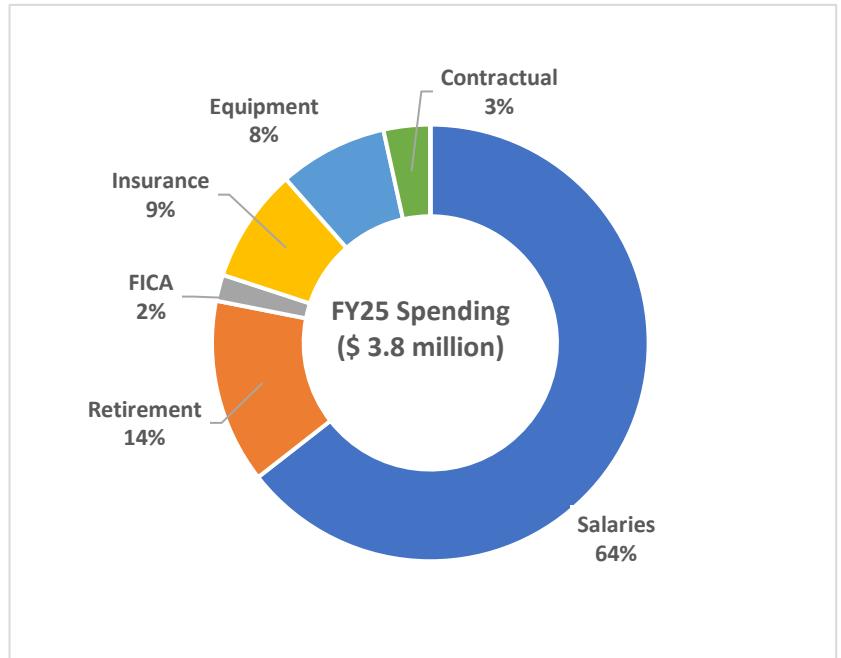
- 721 participants were enrolled in the OAPP in FY25.



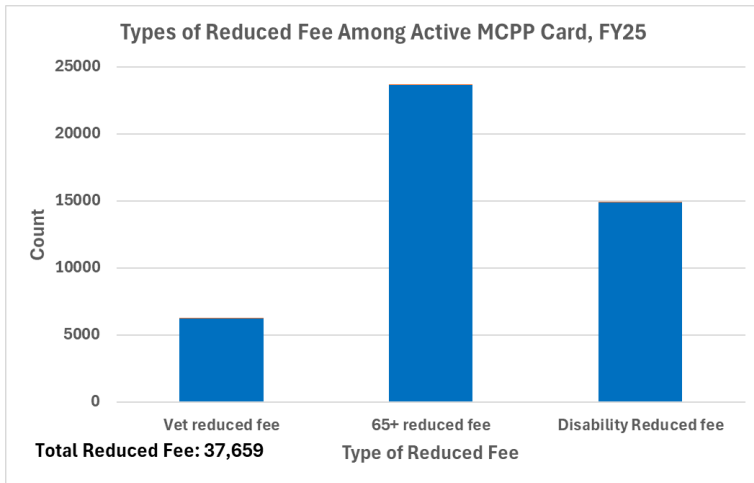
FUNDING USAGE

IDPH Medical Cannabis had a total appropriation of **\$8,772,600** for FY25, from the Compassionate Use of Medical Cannabis Fund 075. The spending on the 075 appropriation for FY25 totaled **\$3,813,918**. The balance of this line at the end of FY25 was **\$4,958,681**.

Spending Type	FY25 Spending
Salaries	\$ 2,458,295.08
Retirement	\$520,359.19
FICA	\$74,184.13
Insurance	\$322,607.35
Equipment	\$306,789.18
Contractual	\$130,819.65
Supplies	\$730.67
Telecom	0
Grants	0
Other	\$132.95
Total	\$ 3,813,918.20

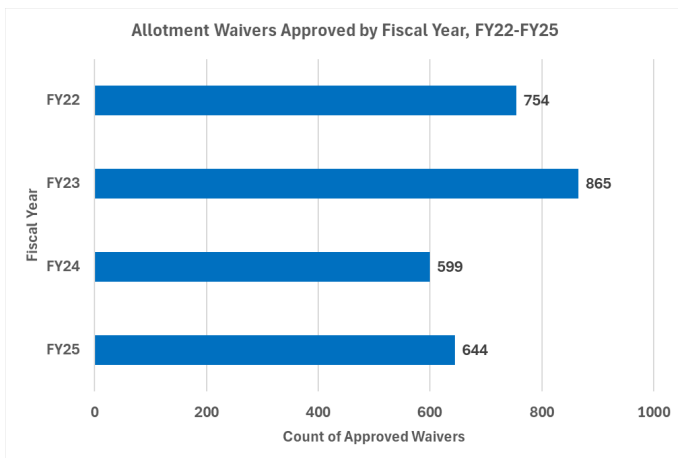


Reduced Fees



Total number of Active MCPP Registry Card with reduced fee at the end of FY25 is **37,659**, which is **31%** of all Active MCPP Registry Cards.

Allotment Waivers



OAPP Certifying Providers


Participating providers are eligible to issue certifications for both MCPP and OAPP. In FY25, 71 health care providers issued certifications for the OAPP program.

OAPP Revocations

- 0

2025 ANNUAL CANNABIS REPORT

Illinois Department of Revenue



Kendra Banning | Taxpayer Services

SUMMARY

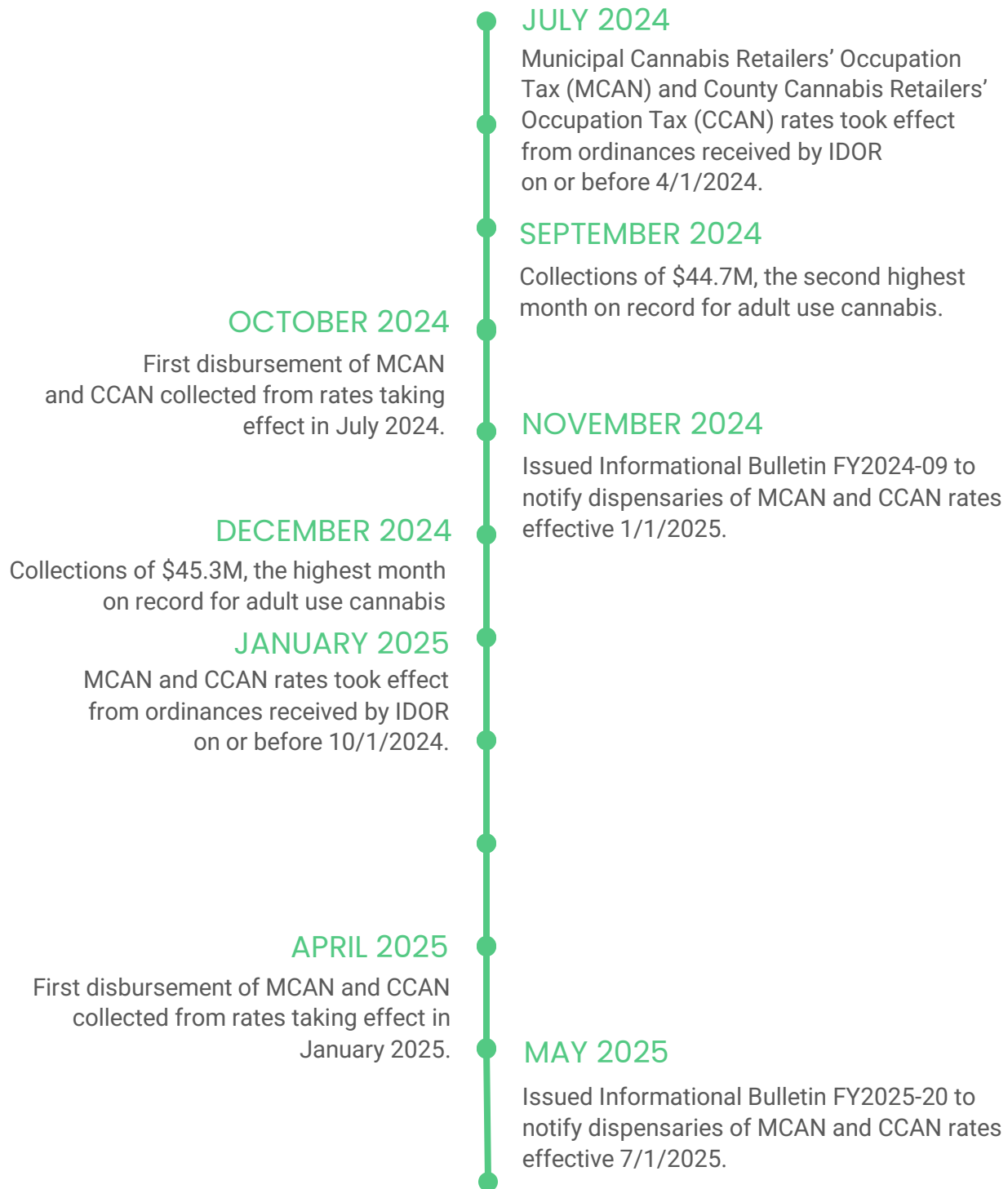
“ In FY2025, IDOR collected \$474.1 million in tax and assessment payments from adult use cannabis cultivators, craft growers and dispensaries.

The Illinois Department of Revenue (IDOR) is responsible for the administration and collection of cannabis taxes, and providing accurate, timely, and reliable funding and information to state and local constituents. Specific to cannabis taxes, these responsibilities generally include:

- Registering with IDOR all licensed cannabis cultivators, craft growers, and dispensaries
- Providing for the filing and payment of cannabis-related taxes
- Remitting revenues collected to the state Comptroller.
- Collecting and allocating funds to local governments
- Tracking revenues, expenditures, and transfers to and from the Cannabis Regulation Fund

In FY2025, **IDOR collected \$474.1 million** in tax and assessment payments from adult use cannabis cultivators, craft growers and dispensaries, and **disbursed \$150.8 million in cannabis revenues to local governments**.

FY2025 ACCOMPLISHMENTS



FY2026 GOALS

Summary

In FY2026, IDOR will continue to conduct audits utilizing the Audit Manager. IDOR completed 9 audits in FY2025 and seeks to build on the results and lessons learned.

IDOR will continue to coordinate with the Department of Financial and Professional Regulation and Department of Agriculture on tax clearance checks, as well as sharing of information related to newly licensed cannabis businesses to ensure timely registration with IDOR.

IDOR FY2026 Goals

1. Conduct audits on select cannabis taxpayers and continue to perfect the audit program.
2. Perform tax clearance checks and register any newly licensed cannabis businesses.
3. Identify new opportunities for utilizing reporting and analytics features of Metrc seed-to-sale system to enhance tax administration.

IDOR FY2026 Essential Projects

1. Finalize implementation of enhanced reporting in Metrc seed-to-sale system and train IDOR staff on its use.
2. Continue development of and use of audit inquiry program for cannabis taxpayers which have smaller issues that can be handled without establishing a formal audit.

IDOR FY2026 Metrics

IDOR will continue the audit program and initiate 6-10 audits of cannabis businesses during FY2026. IDOR will track the results of those audits as they are completed.

IDOR will contact newly licensed cannabis businesses and coordinate with them to ensure registration with IDOR occurs before they begin to make taxable sales.



48 hours

inquiry
response time



9

Audits
performed in
FY2025



100%

Timely
cannabis
business
registration

KEY DATA POINTS

FY2025 Revenue and Transfers

The Department of Revenue collects tax and assessment payments from adult use cannabis cultivators, craft growers, and dispensaries.

\$451,868,765

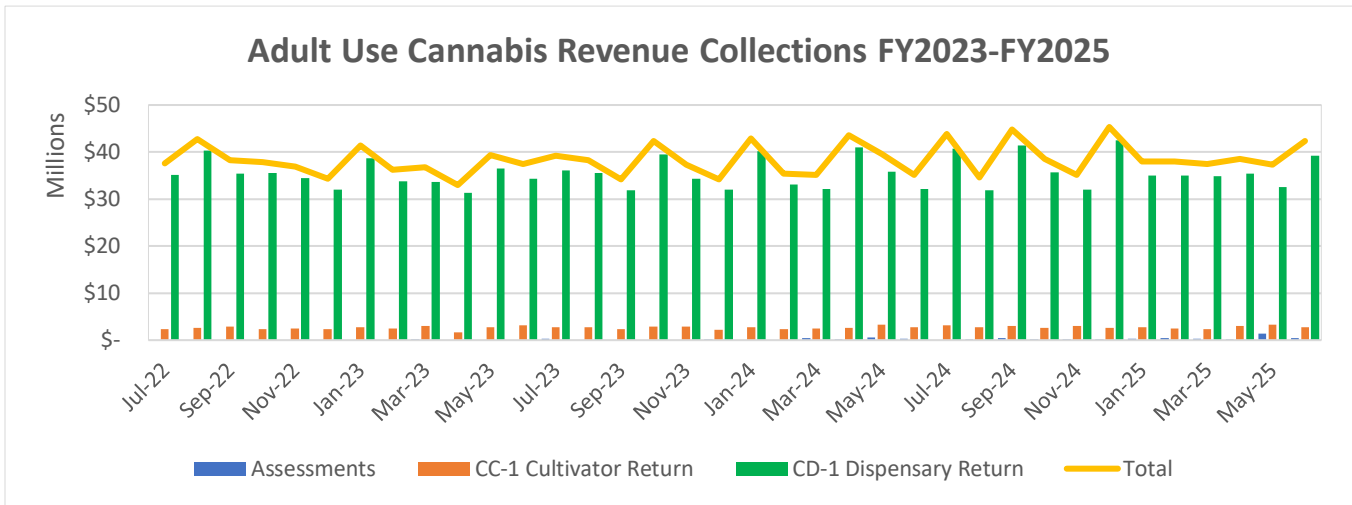
total adult use cannabis revenue in FY2023

\$457,284,195

total adult use cannabis revenue in FY2024

\$474,058,705

total adult use cannabis revenue in FY2025



Monthly Collections Remitted to the State Comptroller
<https://tax.illinois.gov/research/taxstats/collectionscomptroller.html>

Combined transfers from the Cannabis Regulation Fund (0912) in FY2025 totaled \$253,896,172. This includes \$112,945,127 in combined transfers to the Criminal Justice Information Project Fund (0335) and the Department of Human Services (DHS) Community Service Fund (0509).

\$111,048,931

total funds reserved for community services and reinvestment in FY2023

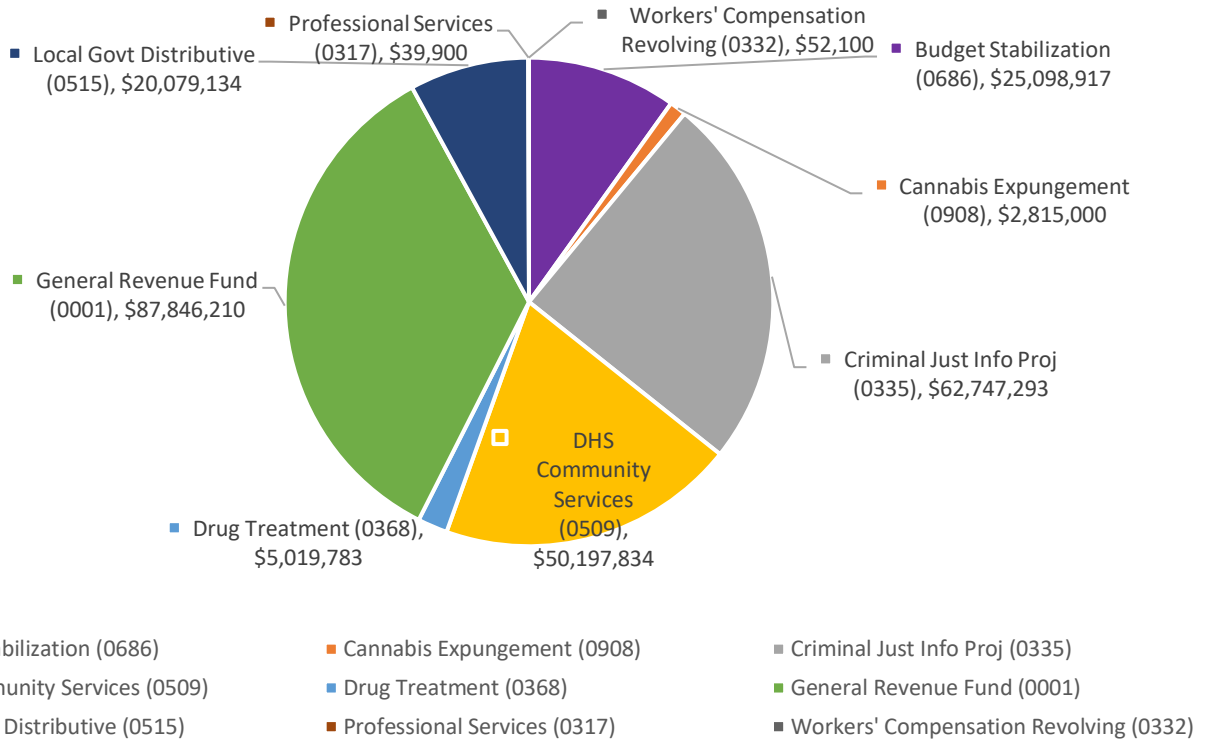
\$114,042,777

total funds reserved for community services and reinvestment in FY2024

\$112,945,127

total funds reserved for community services and reinvestment in FY2025

Transfers from the Cannabis Regulation Fund (0912) - FY2025



CANNABIS REGULATION FUND
<https://tax.illinois.gov/research/taxstats/cannabisregulationfund.html>

Cannabis Cultivation Privilege Tax, Cannabis Purchaser Excise Tax, and Medical Cannabis Cultivation Privilege Tax Collections in FY2025

In addition to the Purchaser Excise Tax, state and local sales taxes apply to cannabis. Medical cannabis is taxed at the qualifying food and drug sales tax rate applicable in the jurisdiction in which the dispensary is located. Adult-use cannabis is taxed at the general merchandise sales tax rate applicable in the jurisdiction in which the dispensary is located, plus any additional Municipal and County Cannabis Retailers' Occupation Taxes.

IDOR collects payments owed based on these returns, along with any related assessments issued.

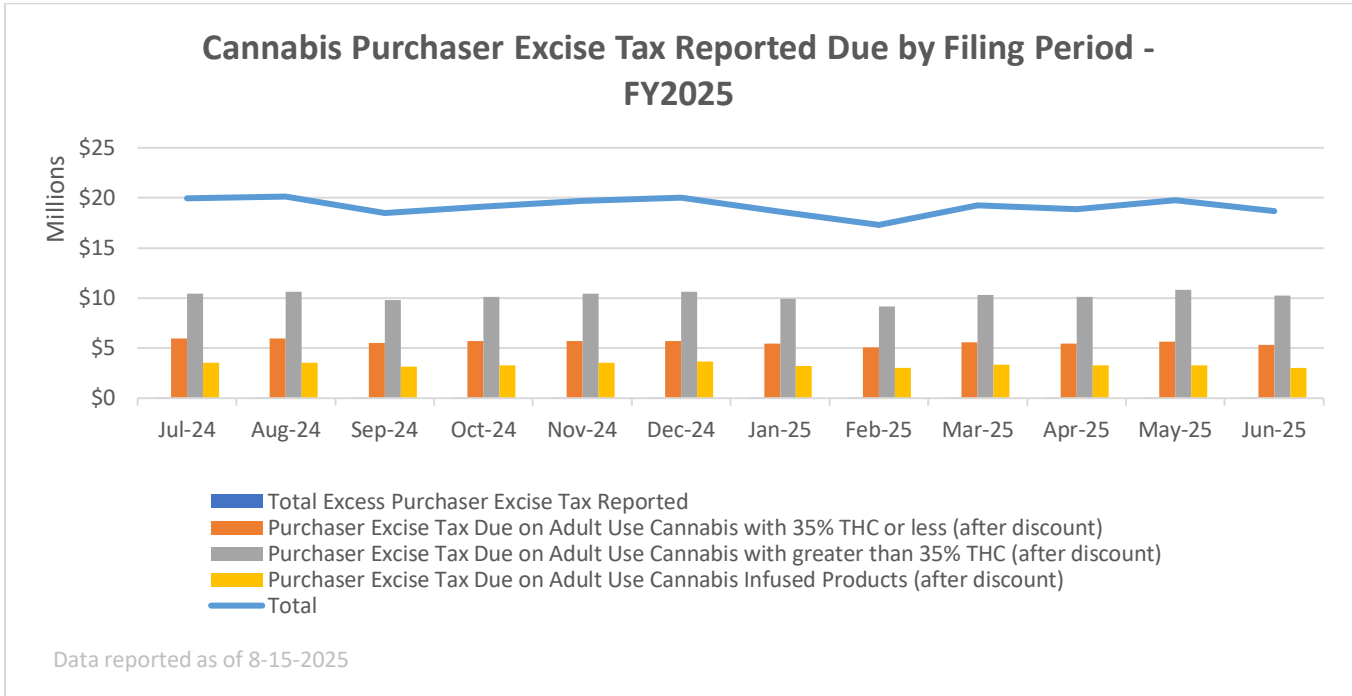
\$33,875,550	\$436,163,302	\$13,334,100	\$4,019,852
in Cannabis Cultivation Privilege Tax collected in FY2025	in Cannabis Purchaser Excise Tax and Cannabis-related Sales Tax collected in FY2025	Medical Cannabis Cultivation Privilege Tax collected in FY2025	Assessments collected in FY2025 ¹⁴

Cannabis Purchaser Excise Tax Reported Due in FY2025

For filing periods due in FY2025, cannabis dispensaries reported \$229,843,847 in Cannabis Purchaser Excise Tax due.

\$67,137,345	\$122,614,416	\$39,846,239	\$245,847
tax reported due on products with adjusted THC < 35% in FY2025	tax reported due on products with adjusted THC ≥ 35% in FY2025	tax reported due on cannabis-infused products in FY2025	excess tax reported due in FY2025

¹⁴ The number of assessments collected reflects payment vouchers received for previously assessed liabilities. Taxpayers can pay assessments electronically or offset assessed liabilities using available credits.



Cannabis Business Registrations

IDOR is notified when the Department of Agriculture or Department of Financial and Professional Regulation issue a new cannabis business license. Upon notification, IDOR contacts the licensee to ensure they are properly registered to collect taxes prior to making taxable sales. Licensees register with IDOR electronically using the department’s MyTax Illinois system.

29 businesses

registered with IDOR in FY2023

33 locations

registered or updated

62 businesses

registered with IDOR in FY2024

70 locations

registered or updated

52 businesses

registered with IDOR in FY2025

96 locations

registered or updated

Tax Compliance Checks of Applicants and Licensees

IDOR provides a tax compliance verification portal to the Department of Agriculture and Department of Financial and Professional Regulation to utilize when verifying tax compliance of applicants and licensees. In FY2022, IDOR also established a process to allow for bulk compliance checks, allowing

these checks to be performed using a file exchange, rather than individually through the verification portal. Tax compliance checks performed via the portal and through the bulk file process are counted in the system-initiated tax compliance checks counts below.

When a principal officer, board member, or person having a financial or voting interest of 5% or greater in a license is found to be delinquent in filing and/or paying their taxes with the State of Illinois, they are referred to IDOR for assistance in resolving the issue and obtaining a tax clearance letter. Any compliance checks performed by IDOR staff related to these referrals are counted in the manual tax compliance checks counts below.

181	137	207
total tax compliance checks conducted in FY2023	total tax compliance checks conducted in FY2024	total tax compliance checks conducted in FY2025
88	41	152
system-initiated tax compliance checks	system-initiated tax compliance checks	system-initiated tax compliance checks
93	96	55
manual tax compliance checks	manual tax compliance checks	manual tax compliance checks

Cannabis Assessments

If a taxpayer fails to file and/or pay on time, IDOR issues a notice identifying any tax, penalties, and interest due. In FY2025, IDOR issued 360 assessments to cannabis businesses, resulting in \$497,387 in penalties and interest paid during the fiscal year.

115 assessments	143 assessments	360 assessments
issued in FY2023	issued in FY2024	issued in FY2025
\$806,268	\$618,645	\$497,387
in penalties and interest paid in FY2023	in penalties and interest paid in FY2024	in penalties and interest paid in FY2025

Municipal and County Cannabis Retailers' Occupation Taxes

Adult-use cannabis is subject to the 6.25% State Retailers' Occupation Tax as well as other locally imposed sales taxes. Counties may also impose, by ordinance, a County Cannabis Retailers' Occupation Tax (CCAN) and municipalities may impose, by ordinance, a Municipal Cannabis Retailers' Occupation Tax (MCAN) on adult use cannabis. The Municipal and County Cannabis Retailers' Occupation Taxes initially took effect on July 1, 2020.

The County Cannabis Retailers' Occupation Tax may be imposed in ¼ percent increments on retail sales of adult use cannabis at the following rates:

- In unincorporated areas of the county, the rate may not exceed 3.75%.
- In a municipality located in the county, the rate may not exceed 3%.

The Municipal Cannabis Retailers' Occupation Tax may be imposed in ¼ percent increments on retail sales of adult use cannabis at a rate not to exceed 3%.

Counties and municipalities imposing these taxes must file the ordinance on or before April 1 for the imposition, discontinuation, or tax rate change to take effect July 1, or on or before October 1 for the imposition, discontinuation, or tax rate change to take effect January 1 of the following year.

IDOR collects these taxes on behalf of counties and municipalities and disburses collected amounts, less an administrative fee, to the local governments each month.

\$36,927,652

\$36,770,137

\$38,925,155

in Municipal Cannabis Retailers' Occupation Tax disbursed in FY2023

in Municipal Cannabis Retailers' Occupation Tax disbursed in FY2024

in Municipal Cannabis Retailers' Occupation Tax disbursed in FY2025

21

8

10

Municipal Cannabis Retailers' Occupation Tax rates took effect

Municipal Cannabis Retailers' Occupation Tax rates took effect

Municipal Cannabis Retailers' Occupation Tax rates took effect

\$37,252,555

in County Cannabis Retailers' Occupation Tax disbursed in FY2023

\$38,166,841

in County Cannabis Retailers' Occupation Tax disbursed in FY2024

\$37,225,536

in County Cannabis Retailers' Occupation Tax disbursed in FY2025

0

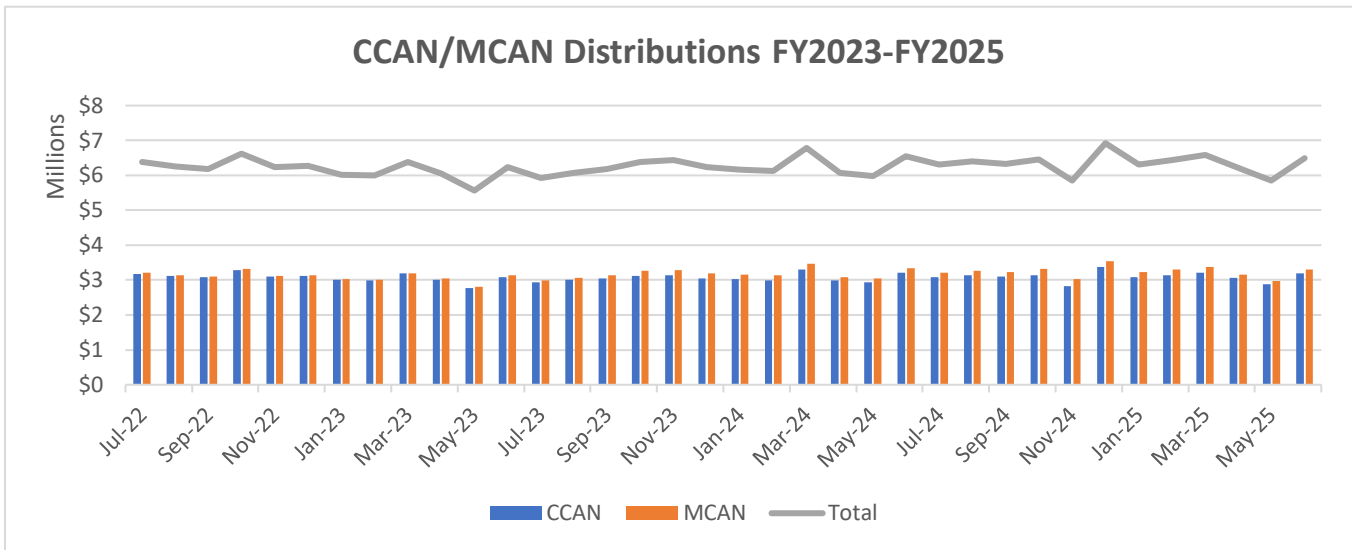
3

3

County Cannabis Retailers' Occupation Tax rates took effect

County Cannabis Retailers' Occupation Tax rates took effect

County Cannabis Retailers' Occupation Tax rates took effect



Funding Usage

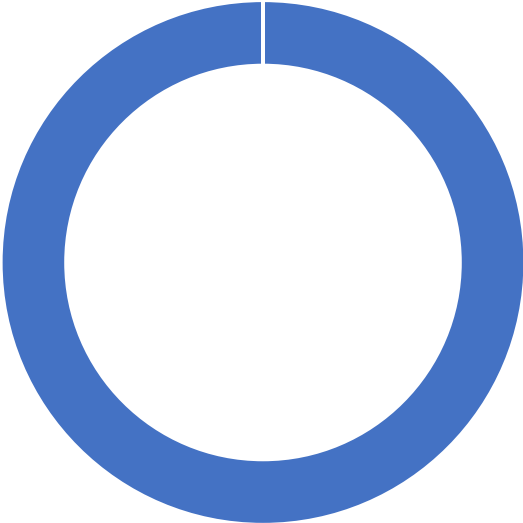
In FY2025, IDOR was appropriated \$1,500,000 from the Cannabis Regulation Fund (0912). In FY2026, IDOR was again appropriated \$1,500,000 from fund 0912.

\$0

Fiscal Year 2025 fund 0912 appropriation balance as of June 30, 2025

FY2025 Expenditures

IDOR 0912 Fund Expenditures



■ 1600 Information Technology-Related Operational Expenses

2025 ANNUAL CANNABIS REPORT

Illinois Department of Commerce and
Economic Opportunity



Rebecca Estrada | Office of Economic Equity & Empowerment

SUMMARY



Illinois is committed to empowering Social Equity Applicants not just to hold licenses, but also to thrive as successful, well-supported entrepreneurs with access to the tools and resources needed to compete and grow in the cannabis industry.”

-Office of Economic Equity & Empowerment, DCEO

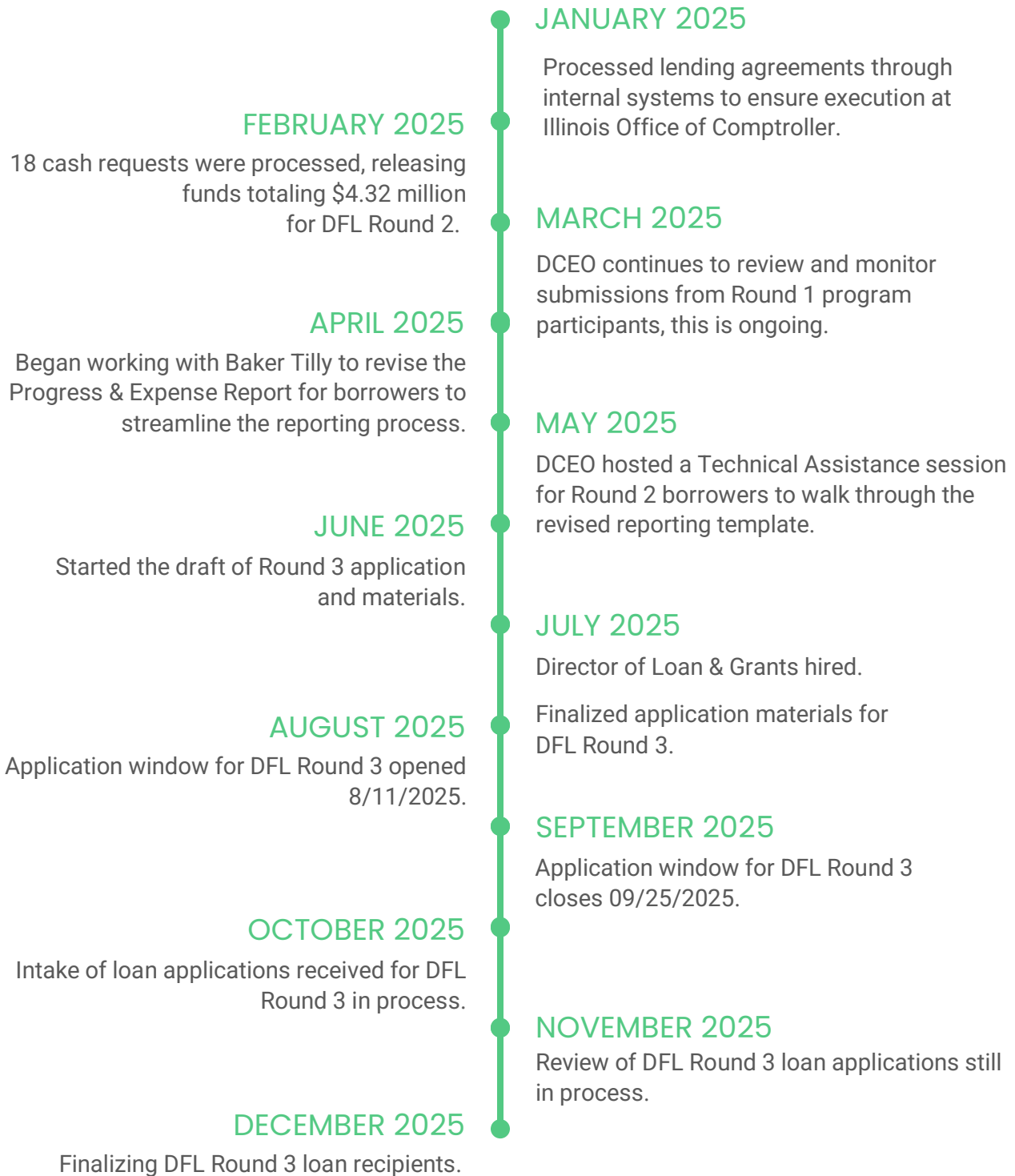
The Department of Commerce and Economic Opportunity (DCEO) leads two central components of Illinois' Cannabis Social Equity Program: The Cannabis Social Equity Loan Program and the Cannabis Social Equity Technical Assistance (TA) Program.

Through the Cannabis Social Equity Loan Program, funded via the Cannabis Business Development Fund (CBDF), DCEO has awarded over \$22.6 million in Direct Forgivable Loans (DFLs) to support qualified social equity dispensary, craft grower, infuser, and transporter licensees across the state.

- In Round 1, DCEO disbursed \$18.3 million to support 33 social equity loan recipients, including craft growers, infusers, and transporters. Notably, 80% of these loans were awarded to Minority- and Women-Owned Business Enterprises (M/WBEs), representing approximately 84% of the total loan dollars awarded in that round.
- For Round 2, DCEO has disbursed \$4.32 million to 18 social equity loan applicants (adult-use dispensing organizations). These applicants were selected based on criteria including social equity status, financial need, financial resources, and progress toward operational readiness.
- On August 11, 2025, DCEO launched Round 3 of the DFL Program, allocating up to \$40 million to support all social equity license types, including adult-use dispensing organizations, craft growers, infusers, and transporters. The application window will close on Thursday, September 25, 2025. DCEO is currently hosting informational webinars and technical assistance sessions to support applicants and stakeholders during the application period.

In 2026, DCEO will issue Round 2 of the Cannabis Social Equity Technical Assistance (TA) Program, prioritizing post-license support for qualified Social Equity Applicants (SEAs) across Illinois. This round of TA will be structured to deliver targeted, high-impact training, legal services, and operational guidance to help SEAs successfully launch, operate, and sustain compliant cannabis business establishments. By building capacity in key areas such as regulatory compliance, financial readiness, and business planning, this TA round will provide access to the tools and resources needed for SEAs to compete and grow in Illinois' regulated cannabis industry.

2025 ACCOMPLISHMENTS



2026 GOALS

1. Deploy funding to all DFL Round 3 loan recipients.
2. Release a Cannabis Social Equity Technical Assistance (TA) Notice of Funding Opportunity (NOFO).
3. Evaluate status of CBDF and determine plans for future programming and support.

DCEO FY2026 Goals

1. Shorten the intake processing time for Round 3 DFL applications to improve efficiency.
2. Reduce the turnaround time between the application close and award notification for Round 3 DFL applications.
3. Continue to increase staffing within OE3 to support the expanding cannabis programs.

DCEO FY2026 Essential Projects

1. Deploy funding to all DFL Round 3 loan recipients.
2. Release Cannabis TA Program NOFO, emphasizing support for social equity licensees.
3. Develop a strategic plan to provide ongoing support for social equity applicants.

DCEO FY2026 Metric Goals



Secure
Technical
Assistance
for all social
equity
licensees



Deploy
funding to all
Round 3 DFL
loan
recipients



Increase
number of
DFL loans by
10%-20%

KEY DATA POINTS

1. Round 1 of the Direct Forgivable Loan (DFL) Program saw a total of \$18.3 million disbursed to 33 social equity craft growers, infusers, and transporters.
 - 2 craft growers, 1 infuser and 1 transporter DFL have been forgiven to date totaling \$2.2 million.
2. Round 2 of the DFL program has currently allocated \$4.32 million to 18 social equity dispensaries; 3 loans are in process pending submittal of all outstanding documentation.
3. Round 3 of the DFL was open to all qualified social equity licensees, with a focus on timely processing and funding.

DCEO FY2025 Metrics



Technical Assistance

DCEO will launch a second round of the Cannabis Social Equity Technical Assistance (TA) Program in 2026 to deliver comprehensive education, specialized training, and legal services to qualified Social Equity Applicants (SEAs) across Illinois. This round will work to strengthen SEAs' knowledge and operational capacity to establish and sustain compliant cannabis business establishments under a social equity license in the state. In addition to serving any new SEAs, the TA will support current qualified social equity licensees by strengthening business operations, ensuring regulatory compliance, and promoting long-term sustainability. Expanded services will include enhanced legal support, targeted post-license assistance, and loan readiness guidance, providing access to the tools and resources needed to complete and grow in the Illinois cannabis industry.

Direct Forgivable Loan (DFL) Program (Rounds 1-3)

Round 1

A total of 33 Direct Forgivable Loans were provided to craft growers, infusers, and transporters in Round 1. The total DFL amount disbursed via Round 1 was \$18.3 million. Three licensees were selected but decided not to pursue a DFL, and one sold their license prior to launch of the DFL program.

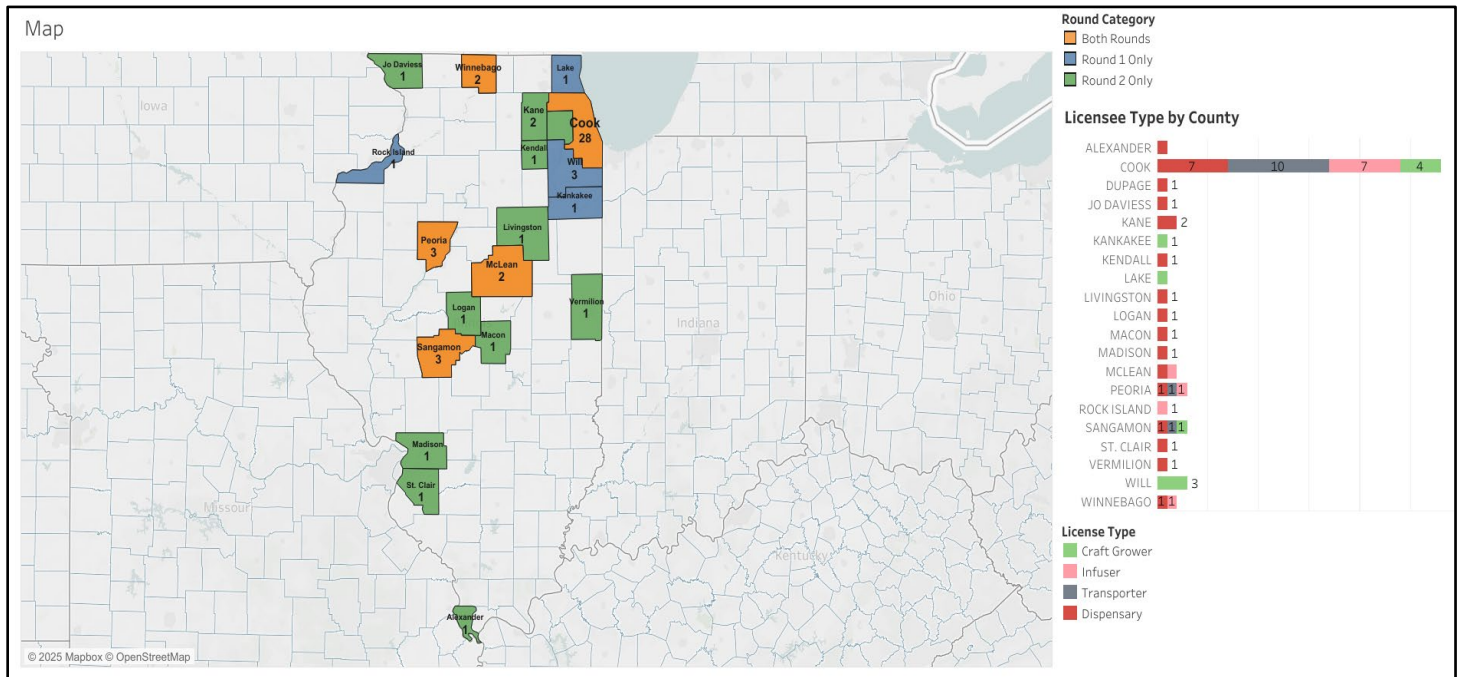
Round 2

18 Direct Forgivable Loans, totaling \$4.32 million have been awarded to dispensaries in Round 2. The Department initially approved 23 direct forgivable loans to qualified borrowers, however:

- DCEO denied one loan application that had previously been approved. Final compliance checks revealed that the licensee applied for the loan under an entity different from the one holding the license, as the licensee is transferring its license to a non-social equity owner.
- One borrower rescinded their loan.
- 3 loans are currently navigating the approval process given the submission of all required documentation.

[Click here](https://public.data.illinois.gov/#/site/Public/views/DCEOMap/TotalRound1?iid=1) to interactive map that displays the license types by county. (<https://public.data.illinois.gov/#/site/Public/views/DCEOMap/TotalRound1?iid=1>)

DFL Round 1 & 2 Distribution Map



Round 3

Round 3 of the DFL is open to all qualified social equity cannabis applicants (craft growers, infusers, transporters, and adult-use dispensing organizations). The application window for Round 3 opened on Monday, August 11, 2025, and will close on Thursday, September 25, 2025 at 5:00pm CDT. DCEO is currently conducting informational and technical assistance webinars to provide support to potential applicants and stakeholders.

Participation Loan Program (PLP)

\$3,600,000

in loans issued
in FY 2023

5

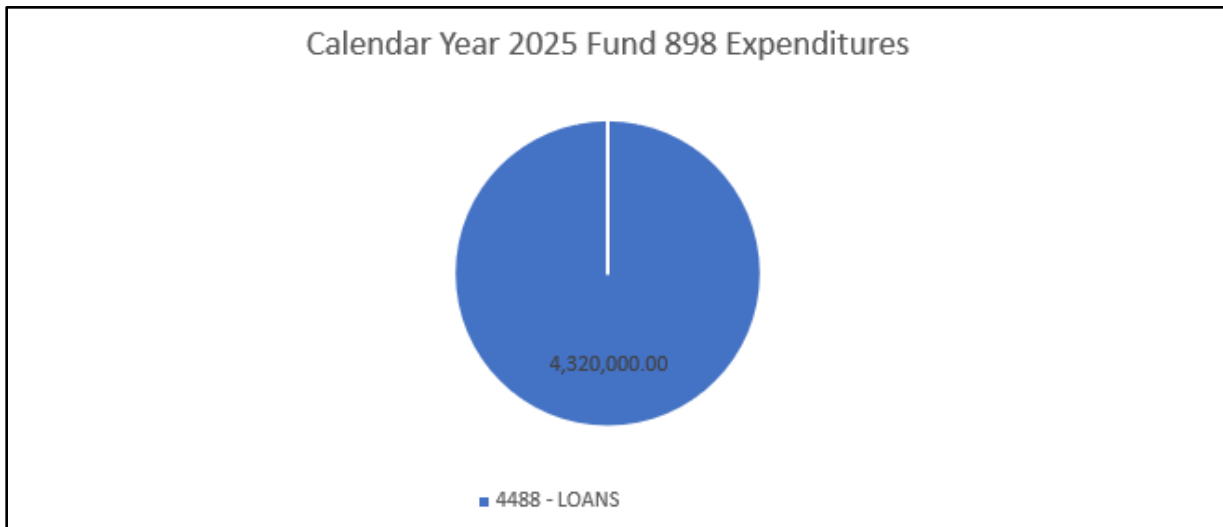
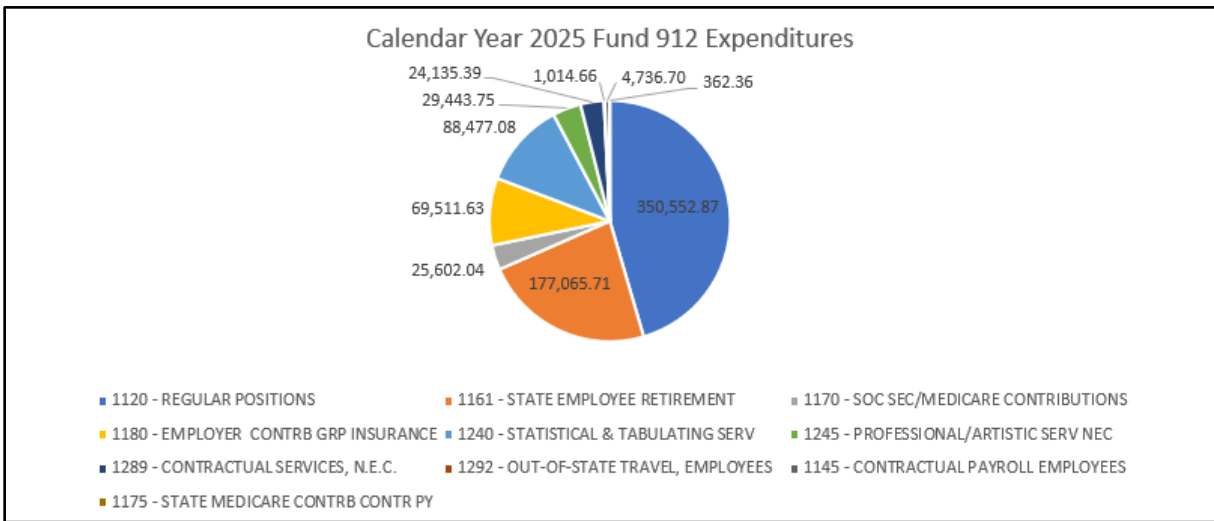
cannabis businesses
awarded loans in
FY 2023

In addition to the Direct Forgivable Loan Program, DCEO offered a Participation Loan Program (PLP) that partnered Cannabis Business Development Fund lending with private lenders. The program was phased out in 2023, but DCEO issued \$3.6 million in loans (\$2.55 million was DCEO funding, \$1.05 million was private loans) through the PLP to three craft growers, one infuser, and one transporter.

FUNDING USAGE

Fund	Fiscal Year	Appropriation	Expenditures (as of 08/14/2025)	Balance of Appropriation
0912	FY25	\$1,741,300	\$983,870	\$757,430
0898	FY25	\$76,000,000	\$4,320,000	\$71,680,000
0912	FY26	\$2,060,100	\$107,590	\$1,952,510
0898	FY26	\$76,000,000	\$	\$76,000,000

0912 – Cannabis Regulation Fund
0898 – Cannabis Business Development Fund



UPDATES AND INITIATIVES

Summary of FY2025 Updates


Spring '25 legislative session adjourned May 31, 2025, without a resolution to needed improvements and protections under the statutory framework of DCEO's cannabis social equity programming. The DCEO statutory changes are found in standalone legislation - [HB2343](#) (Rep. Evans) and [SB1520](#) (Rep. Lightford). This language was adopted onto SB0090 (Rep. Ford) along with cannabis-related provisions from other State Agencies. Despite cross-agency collaboration and advocacy for this needed legislative change, SB0090 did not pass the General Assembly, and the Department is working in conjunction with CROO's legislative team to advocate for its passage in Veto '25 or Spring '26 legislative session.

Summary of FY2025 Initiatives

DCEO will continue to pursue legislative and corresponding administrative rule changes to further facilitate the efficient disbursement of funds in future funding opportunities and to allow for new funding models to incentivize private support for social equity licensees. These changes include a statutory and conforming Administrative Code change to affirmatively allow for the use of a lottery system to award funds and forgiveness of loans under DCEO's cannabis social equity programming.

2025 ANNUAL CANNABIS REPORT

Illinois Department of Human Services



Secretary Dulce M. Quintero | Illinois Department of Human Services
Director David Albert | IDHS Division of Behavioral Health & Recovery
Behavioral Health Advisor Donell Barnett | IDHS Division of Behavioral Health & Recovery

SUMMARY

“ I celebrate the ongoing work and commitment leading to the expansion of the cannabis-funded programs that make our communities and entire state better.

This year, knowing the immense power of looking at mental health and recovery from substance use disorder holistically – we combined our previous Division of Substance Use Prevention and Recovery and Division of Mental Health into the new, integrated Division of Behavioral Health & Recovery.

Our commitment to ongoing progress is clear. As we continue to follow best practices and envision new ways of support, we carry forth our dedication to excellent and equitable service. We could do not it alone, and I am immensely grateful for our community partners and the organizations who work alongside us.”

– *Secretary Dulce Quintero*

The Illinois Cannabis Regulation and Tax Act (CRTA) is a landmark law that legalized adult use of cannabis for adults aged 21 and over in Illinois. The Act, signed into law on June 25, 2019, made Illinois the first state in the United States to establish a comprehensive legal framework for both the sale and regulation of adult-use cannabis through legislation. The CRTA represents a significant shift in Illinois drug policy, emphasizing equity-first economic opportunity and social justice objectives.

The Cannabis Regulation and Tax Act directs 20% of the Cannabis Regulation Fund, which receives adult-use cannabis taxes, to the Illinois Department of Human Services (IDHS) to address mental health and substance use, including treatment, education, and prevention. Additionally, the Act directs 2% of the fund to IDHS to develop and administer public education campaigns and data collection and analysis to assess the public health impacts of legalizing adult-use cannabis.

The revenue generated by the CRTA plays a crucial role in furthering IDHS's mission. These funds allow for more robust prevention, treatment, and recovery services. The programs established by IDHS through CRTA tax revenue are a testament to the value IDHS places on the well-being of Illinois' communities, especially those that have been devastated by budget cuts, the War on Drugs, structural racism, violence, and economic despair.

IDHS's Division of Behavioral Health & Recovery (DBHR), which was formed through the integration of the former Division of Substance Use Prevention and Recovery (SUPR) and Division of Mental Health (DMH), is committed to supporting a comprehensive behavioral health care system. DBHR manages IDHS's CRTA funds and implements several critical aspects of the CRTA, including harm reduction, recovery, treatment, resilience activities, and research. In doing so, IDHS furthers its mission to serve Illinoisans and realizes the CRTA's objectives.

In concert with the Cannabis Regulation Oversight Office, the Illinois Department of Human Services publishes this annual cannabis report on IDHS's progress in implementing its responsibilities under the Cannabis Regulation and Tax Act.

IDHS uses the following guiding principles to direct CRTA work and planning:

1. **Address** racial and social inequity.
2. **Prioritize** those communities and individuals disproportionately impacted by the War on Drugs.
3. **Catalyze** innovation and fuel transformation.
4. **Align** with the intent of the law.
5. **Advance** the right to quality behavioral health care for all residents.

IDHS centers CRTA implementation through an equity lens that includes:

1. **Recognizing** communities have been disproportionately affected by structural racism, stigma, and systems of oppression.
2. **Listening** to communities, using their definitions of justice and fairness, and involving them in decision-making.
3. **Building** on the strength of communities by leveraging their social and cultural capital to redress health and social inequities.

IDHS's initiatives under the CRTA support system expansion in six broad program areas:

1. **Workforce** – programs to increase and diversify the behavioral health workforce by providing ladders of opportunity and ensuring the workforce has the best preparation possible to serve all communities.
2. **Crisis** – programs that strengthen the response for people facing a behavioral health crisis by building a “no wrong door” approach to accessing care and services. This approach ensures that individuals in crisis can access the care they need from any entry point in the system without fear of discrimination or barriers.
3. **Opioid Crisis Response** – programs to support a whole-health model approach to reduce the overdose risk of polysubstance users. Polysubstance use occurs when two or more drugs are taken together, either intentionally or unintentionally, increasing the risk of accidental poisoning.
4. **Community Support and Healing** – programs that support communities by adopting approaches centered on social determinants and bringing about healing, including criminal justice system deflection.
5. **Public Awareness** – programs to educate the public about the dangers of substance use and deliver effective messaging to targeted communities.
6. **Research and Program Evaluation** – programs to evaluate cannabis-funded initiatives by ensuring a continuous learning approach built on good stewardship and accountability principles. This approach involves regular data collection, analysis, and feedback loops to ensure the initiatives are effective and responsive to the community's needs.

KEY DATA POINTS

\$46,709,000	\$ 81,767,270	\$79,304,689
Total service agreements in FY2023	Total service agreements in FY2024	Total service agreements in FY2025

Per the Cannabis Regulation and Tax Act, IDHS receives appropriated funds for two general areas, the Community Services Fund (Fund 509) and the Drug Treatment Fund (Fund 368). The following notes appropriated funds and related spending amounts. Across the Community Services and Drug Treatment funds, IDHS spent more than 95% of funds on grants and contracts to support program areas throughout the state.

509 appropriation balance as of June 30, 2025	368 appropriation balance as of June 30, 2025																		
\$59,913,468	\$6,246,457																		
<p>509 Fund</p> <table border="1"> <caption>509 Fund Expense Categories</caption> <thead> <tr> <th>Category</th> <th>Percentage</th> </tr> </thead> <tbody> <tr> <td>Grants</td> <td>94%</td> </tr> <tr> <td>Personnel</td> <td>3%</td> </tr> <tr> <td>Retirement</td> <td>1%</td> </tr> <tr> <td>Social Security Contribution</td> <td>0%</td> </tr> <tr> <td>Group Insurance</td> <td>1%</td> </tr> <tr> <td>Contraction</td> <td>1%</td> </tr> </tbody> </table> <p>Fund by expense category</p>	Category	Percentage	Grants	94%	Personnel	3%	Retirement	1%	Social Security Contribution	0%	Group Insurance	1%	Contraction	1%	<p>368 Fund</p> <table border="1"> <caption>368 Fund Expense Categories</caption> <thead> <tr> <th>Category</th> <th>Percentage</th> </tr> </thead> <tbody> <tr> <td>Grants</td> <td>100%</td> </tr> </tbody> </table> <p>Fund by expense category</p>	Category	Percentage	Grants	100%
Category	Percentage																		
Grants	94%																		
Personnel	3%																		
Retirement	1%																		
Social Security Contribution	0%																		
Group Insurance	1%																		
Contraction	1%																		
Category	Percentage																		
Grants	100%																		

FY2025 PROGRAM HIGHLIGHTS

Workforce

CRSS Success

The Certified Recovery Support Specialist (CRSS) Success Program is designed to support students with lived experience of mental health or substance use recovery to complete all requirements necessary to obtain either the CRSS or Certified Peer Recovery Specialist (CPRS) credentials and enter the behavioral health workforce.

Key Highlights:

- **Classroom component:** Complete all the necessary education hours free of charge.
- **Practical experience/internship:** Select from numerous options of human service organizations to complete the required internship hours. Stipends are available to support living expenses while completing an unpaid internship.
- **Practical support:** Access a wide variety of practical supports, including transportation, tech needs, wellness support, and more.
- **National perspective:** Peer recovery support is one of the fastest-growing aspects of the behavioral health workforce.

1,270 Students Enrolled in Fall 2025	576 Students Who Have Completed the Program
---	--

CADC Success

IDHS/SUPR, in partnership with the Illinois Certification Board (ICB), launched the Certified Alcohol and Other Drug Counselor (CADC) Workforce Expansion Program in 2023. The program aims to increase the number of trained professional substance use counselors entering and being retained in the workforce in Illinois. The broader goals are to mitigate workforce shortages and address the ongoing overdose crisis and increased behavioral health needs of Illinoisians. The CADC workforce expansion program provides scholarships, internship stipends, and wraparound support for individuals seeking CADC certification. Annual workforce data reveal a **48% increase in new applicants in 2025** as compared to 2024, demonstrating steady growth in the number of new CADCs entering the behavioral health workforce field. As of 2025, the program has also expanded and is now offered at nine CADC training programs across the state.



Serve Illinois

With support from the Community Service Fund and IDHS Cannabis funds, the Serve Illinois Commission funds over 23 AmeriCorps programs across the state with hundreds of AmeriCorps Member positions. AmeriCorps, often described as "the domestic Peace Corps," is a national service program that involves people in "getting things done." Due to the additional support, AmeriCorps-funded organizations saw an increased percentage in retention and completion for individuals fulfilling their "service year" in local communities. The program develops a lifelong ethic of service among the Members.

- AmeriCorps Members provide a variety of services as determined by local needs, including tutoring and mentoring youth, teaching health education classes, and leading community volunteers in service.
- Full-time AmeriCorps Members provide 1,700 hours of service during a year. Less than full-time Member positions are also available at some programs.
- Full-time AmeriCorps Members receive a small living stipend while serving. Living stipends may also be available for less than full-time Members.
- Upon completion of their service, Members receive an Education Award that can be used to pay qualified student loans or attend an institution of higher education.



(New AmeriCorps members at Sinai Health Systems taking the AmeriCorps Pledge to serving America, strengthening communities, taking action, seeking common ground, perseverance, getting things done, and commitment.)

Behavioral Health Workforce Center

The Illinois Behavioral Health Workforce Center is a joint initiative of IDHS and the Illinois Board of Higher Education (IBHE), as established in the Health and Human Service Reform Act (Public Act 102-0004), designed to address the workforce shortage in the behavioral health system of care. Using a hub and spoke or consortium model comprised of academic institutions that serve rural, as well as small and large urban areas of the State, the Center will increase access to effective services through coordinated and innovative initiatives to recruit, educate, and retain professionals in behavioral health.

Key Highlights:

- **Retention & Workforce Engagement** – Hosted a three-part retention event series with 281 providers in attendance; partnered with the Illinois Certification Board to host three statewide Recovery Support Specialist events with 252 attendees.
- **Training & Professional Development** – Launched 12 asynchronous courses on the IL BHWC Training page, reaching 741 learners; piloted the Integrated Care Mentoring Program with four “Career Conversations” sessions; delivered Supervision Learning Collaboratives and training for 80 participants, with a fourth asynchronous module in development.
- **Implementation Support** – Selected agencies for additional cohorts of training and implementation support in solution-focused brief therapy (128 trainees) and an evidence-based parenting program (42 staff), with ongoing implementation support and data analysis.
- **Research & Data Collection** – Developed a statewide Behavioral Health Workforce Data Report to provide a baseline for BHWC data collection and research.
- **Partnerships & Pilots** – Convened a BHWC Strategic Planning Committee to define behavioral health workforce needs and developed a 3-year plan to build the workforce needed for the future. Convened 5 BHWC Project Teams, made up of 88 partner organizations statewide to identify gaps in the behavioral health workforce and developed recommendations to address the challenges in each area.

Behavioral Health Crisis Services

The Department of Human Services (DHS) continues to build a Unified Crisis Continuum (UCC) for those facing behavioral health challenges alongside our partners at the Illinois Department of Healthcare and Family Services (HFS). Through our UCC work, DHS aims to provide every resident with someone to contact, someone to respond, and somewhere safe to go should they experience a behavioral health crisis. In doing so, DHS and our providers ensure help seekers receive the right resource at the right time, and reduce the chances of an ER visit, law enforcement involvement, jail, or prison. To continue building this continuum, in FY25, IDHS partially or fully funded the 988 Suicide and Crisis Lifeline and Mobile Crisis Response Teams, Living Rooms, and Crisis Residential facilities. DHS and HFS staff are working together closely to coordinate these programs with the crisis programs funded and regulated by HFS and are working towards a truly unified system.

Additionally, DHS and our providers are in the process of fully implementing the Community Emergency Systems and Supports Act (CESSA), which requires Illinois to provide access to non-law enforcement behavioral health support via 911 for all Illinoisans by July 1, 2027. In FY25, DHS worked with the 9-1-1 Statewide Administrator to stand up CESSA pilots in 19 communities and plan for statewide expansion in FY26 and FY27.

COMMUNITY SUPPORT AND HEALING

Statewide Deflection

The Statewide Deflection Initiative is a collaborative effort across state agencies that includes the Department of Human Services (IDHS), Illinois State Police (ISP), Illinois Criminal Justice Information Authority (ICJIA), Illinois Department of Veterans Affairs (IDVA), Illinois Department of Public Health (IDPH), and the University of Illinois Champaign - Urbana. Deflection is a collaborative intervention that connects public safety and public health systems to create community-based pathways to treatment and other services to address social determinants of health without entry into the legal system. Deflection provides law enforcement with another option besides arrest for individuals they encounter. In FY25, the Statewide Deflection continued to partner with ISP across the state, as well as working more closely with local law enforcement agencies to increase the capacity of the Statewide Initiative to address the persistent concern of substance use and misuse challenges in communities.

Back to Our Future Program

The Back to Our Future (B2OF 2.0) program is a joint effort between the DHS Office of Firearm Violence Prevention (OFVP), Metropolitan Family Services (MFS), and Chicago Public Schools (CPS). This initiative focuses on youth (ages 14-21) who have been disengaged from school for more than three months and who live in communities most impacted by violence, such as Englewood, Lawndale, Austin/Garfield Park, and Little Village.

Key elements include:

- Relentless outreach and engagement by community partners through calling, texting, home visits, and showing up in spaces where youth frequent and feel comfortable (parks, basketball courts, neighborhood hangouts) and using peers as trusted messengers.
- Wraparound services such as mentoring, behavioral health support, and soft-skills training, offering practical and immediate help (jobs and mental health supports), and maintaining contact with youth even after setbacks.
- Re-engagement in education or workforce pathways, with CPS coordinating school re-entry and community mentors providing sustained support.

The B2OF 2.0 model acknowledges the intersection between disengagement from school, exposure to community violence, and the likelihood of youth carrying firearms. By surrounding these young people with trusted adults, mental health services, and career pathways, we aim to break the cycle of disengagement and firearm involvement.

RESEARCH AND EVALUATION

Cannabis Research Institute

In July 2024, IDHS launched the Cannabis Research Institute (CRI), a science-driven institute for research and innovation. The vision of the CRI is to be an unbiased, rigorous, equity-centric research center that will advance public knowledge about all aspects of cannabis and hemp, from agriculture to medical and health effects to social outcomes.

Year 1 Accomplishments

- Hosted inaugural cohort of undergraduate lab interns in pilot STEAM initiative.
- Held first community engagement listening session.
- Launched CRI newsletter: From Seed to Social Impact.
- Secured hemp cultivation license from the IL Department of Agriculture.

Year 2 Focus

- Community engagement and community-guided research.
- Developing experiential learning opportunities.
- Exploring research on non-intoxicating aspects of hemp.
- Expanding laboratory capacity.
- Disseminate and amplify unbiased information.

Public Education Campaign

Under the CRTA, IDHS receives 2% of all adult-use cannabis tax revenue annually, to be used for:

“(i) developing and administering a scientifically and medically accurate public education campaign educating youth and adults about the health and safety risks of alcohol, tobacco, illegal drug use (including prescription drugs), and cannabis, including use by pregnant women; and (ii) data collection and analysis of the public health impacts of legalizing the adult-use of cannabis.”

In response to Illinois' legalization of adult-use cannabis, IDHS launched the phase 2 Public Awareness Campaign on Substance Use and Supports (PACSS). The PACSS program is fighting back against the stigma, harms, and misuse of substances. Over the past year, four Cannabis funded organizations across the State of Illinois have utilized a range of campaign tools from stickers and websites to multilingual social media influencers, reaching their target audiences in innovative and meaningful ways.


In addition to the media tools listed above, billboards, talking kits, stories of resilience and bravery, website infographics, fliers, and t-shirts are all a part of outreach efforts. The focus populations of these campaigns include youth, emerging adults, pregnant and postpartum individuals, adults 21+, and the Latine community throughout Illinois. All four campaigns, approved and launched in April 2025, have developed, or are developing materials in Spanish to ensure accessibility and cultural relevance.



YMCA Chicago - Campaign Website: [Subtract Substances | Start Your Journey](#)

Highlighted Activities:

- Website launched with over 120,000 site visits to date.
- 19 YMCA locations used social media accounts to share campaign materials.
- 8 Events at YMCA locations for the campaign throughout May
- 27 YMCAs, 56 schools, five businesses, 21 youth-serving organizations, and nine other organizations engaged in May for the start of the campaign



Family Service & Mental Health Center of Cicero - PACSS Campaign Website: [Marijuana for Real](#)

Highlighted Activities:

- Website launched with 11,491 unique visitors in May.
- Social media influencer marketing: total reach of 304,427 people in May and a click-through rate (CTR) of 45%
- Influencer engagement sparked powerful testimonials, including:
 - "Resources like this help us break generational cycles."
 - "I wish I had these years ago."
 - "it's important to discuss these topics."

Illinois Association for Behavioral Health – PACSS
Campaign Website: [Generation Lead](#)

Highlighted Activities:

- Distributed 1,900+ posters and 800 [talking kits](#) (informational toolkits designed to spark conversations) to date
- Website launched with over 6,500 website visits to date.
- Instagram: 79,000 content views, 32,500 reach, and over 800 page visits.
Facebook: 97,000 content views, 34,550 reach, and over 350-page visits.

“To have the youth not only be interested in our messaging but be a crucial voice in our campaign and assisting our launch and getting into different communities is a great success. The youth have made an impact with their involvement in our campaign by strengthening our messaging, bringing new ideas to our social media and messaging, and building relationships with communities that the youth are in.” – **Program Staff**

Chicago Recovering Communities Coalition – PACSS Campaign Website: Chicagorecovery.org/safespaces

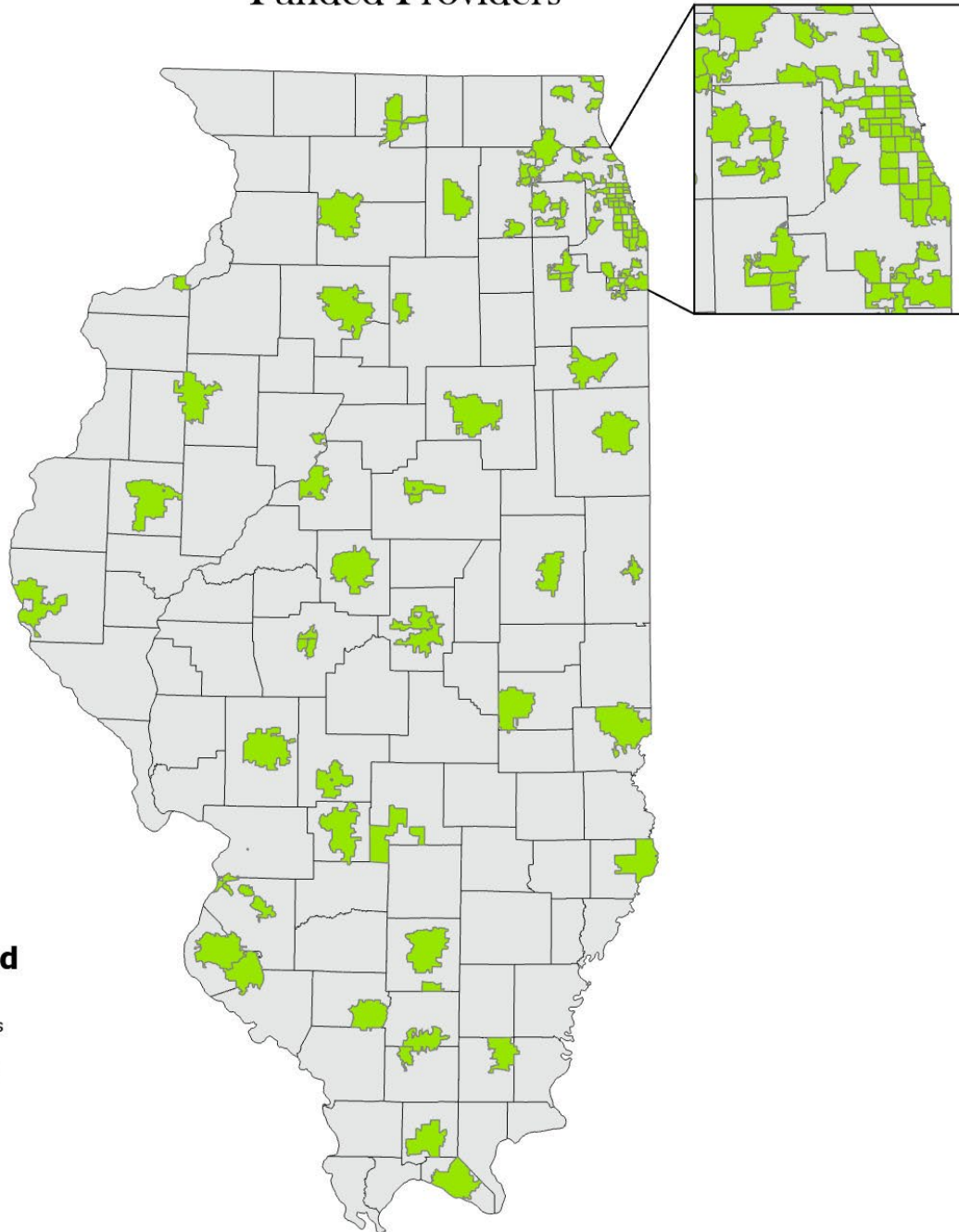
Highlighted Activities:

- Campaign has generated a total of 2.4M+ digital banner impressions statewide and an additional 5.9M+ billboard impressions across the campaign's five IDHS regions to date.
- Finalizing “Safe Spaces” campaign materials for publication on website. Currently, over 20 stories of hope, resilience, and recovery have been submitted.

“Campaign visuals were intentionally designed to reflect younger individuals in recovery, helping the message resonate more deeply with emerging adults aged 18–25. We also launched a tailored outreach component specifically for pregnant and postpartum women diagnosed with substance use disorder (SUD), ensuring that they saw themselves reflected in campaign materials and had direct access to recovery resources relevant to their unique needs.” -**Program Staff**



State Map of IDHS Cannabis Funded Providers



Legend

-  Providers
-  Counties

Illinois Department of Human Services
Bureau of Planning and Evaluation
Updated 09/2025

The following is a listing of program agreements at the start of FY25.

IDHS Cannabis-Funded Program Areas, Programs, and Funding Amounts

Program Area - Program - Vendor	Contract Amount
Community Support and Healing	\$15,946,053.09
Illinois State Police Deflection Pilot	\$6,100,000.00
UNIVERSITY OF ILLINOIS	\$350,000.00
ILLINOIS CRIMINAL JUSTICE	\$750,000.00
TASC INC	\$5,000,000.00
Reimagine Public Safety	\$9,846,053.09
GIRLS LIGHT OUR WAY	\$2,628.86
EMPLOYEE CONNECTIONS INC NFP	\$2,705.56
LEADERS IN TRANSFORMATIONAL	\$4,597.12
KANE COUNTY	\$5,920.00
REIMAGING ROSELAND COMMUNITY	\$5,987.80
GIRLS INC OF CHICAGO	\$9,538.44
HOMEWORK HANGOUT CLUB	\$9,632.44
ENVISION COMMUNITY SERVICES	\$11,754.48
I & F INCORPORATED NFP	\$14,222.12
THE OUTLET	\$14,532.00
KERR NORMAN L	\$15,185.12
CLARETIAN ASSOCIATES INC	\$18,402.41
WORK FOUNDATION	\$19,757.04
TRUE STAR FOUNDATION INC	\$21,617.56
URBAN MALE NETWORK	\$23,366.00
RINCON FAMILY SERVICES	\$23,386.00
SISTA GIRLS AND FRIENDS	\$23,386.00
THE RESTORATIVE PROJECT INC	\$23,386.00
SUBURBAN BLACK CONTRACTORS	\$23,386.00
CITY OF ROCKFORD	\$23,386.00
HOPE OPPORTUNITY PURPOSE	\$24,015.00

ENLACE CHICAGO	\$24,064.00
TARGET AREA DEVELOPMENT CORP	\$24,109.00
GET CONNECTED	\$28,684.00
FAMILY CARES AFC MISSION	\$28,930.79
FUTURE RESIDENTIAL ALTERNATIVE	\$29,074.39
BETTER BOYS' FOUNDATION	\$29,498.87
NATIONAL CENTER FOR ECONOMICS	\$29,907.00
PROJECT SUCCESS OF VERMILION	\$32,146.10
LOGAN SQUARE NEIGHBORHOOD ASSN	\$33,913.13
METROSQUASH NFP	\$34,171.15
KIDS ABOVE ALL ILLINOIS	\$37,169.00
DIVINE EMPOWERMENT NETWORK NFP	\$39,839.43
ALL ABOUT KIDS' FAMILY AND	\$43,629.13
FRIENDLY TEMPLE CHURCH OF	\$44,534.85
LADIES OF VIRTUE NFP	\$46,093.78
CHILDRENS HOME & AID SOCIETY	\$48,032.82
PUBLIC EQUITY	\$48,482.00
KCC ACADEMY INC	\$49,984.20
SOUTH SHORE DRILL TEAM &	\$50,427.86
LAKE CO CRISIS CENTER FOR THE	\$54,074.00
SINAI HEALTH SYSTEM	\$55,938.22
BUILD INC	\$58,177.02
CITY OF EAST ST LOUIS	\$59,949.44
TASKFORCE PREVENTION AND	\$63,845.70
WESTSIDE HEALTH AUTHORITY	\$65,061.86
PUERTO RICAN CULTURAL CENTER	\$65,819.37
LAWRENCE HALL	\$68,167.00
STEAM GENIUS NFP	\$70,709.21
PROVISO-LEYDEN COUNCIL FOR	\$77,935.07
YWCA OF METROPOLITAN CHICAGO	\$78,943.20
COUNTY OF KANKAKEE	\$80,000.00
A RAY OF HOPE ON EARTH	\$80,318.44

RED DOOR DEVELOPMENT INC	\$82,342.51
HABILITATIVE SYSTEMS INC	\$86,867.87
COOK COUNTY SOUTHLAND JUVENILE	\$88,255.24
SOUTHWEST ORGANIZING PROJECT	\$90,285.25
LESSIE BATES DAVIS	\$93,343.48
FAMILY FOCUS	\$93,348.23
GARY COMER YOUTH CENTER INC	\$102,714.74
A KNOCK AT MIDNIGHT NFP	\$102,740.00
THE SALVATION ARMY RED SHIELD	\$107,063.74
PREVENTION FIRST INC	\$109,941.00
BOYS2MEN COMMUNITY FOUNDATION	\$115,195.39
TOGETHER CHICAGO INC	\$125,982.51
PILSEN-LITTLE VILLAGE COMMUNITY	\$135,182.71
BEHAVIORAL HEALTH RESPONSE INC	\$143,750.00
PHALANX FAMILY SERVICES	\$145,578.02
LIFESCORE FOUNDATION	\$149,534.06
MENTOR AMERICA	\$157,799.95
BREAKTHROUGH URBAN MINISTRIES	\$159,603.00
NATIONAL YOUTH ADVOCATE PROG	\$160,575.27
KONESENS DEVELOPMENT CORP	\$161,135.56
YOUTH NETWORK COUNCIL INC	\$170,081.00
STRENGTHENING OUR COMMUNITY	\$182,057.80
LOST BOYZ INC	\$189,901.42
LOMAX URBAN OUTREACH INC	\$197,630.14
CHICAGO AREA PROJECT	\$202,079.22
CHICAGO AUSTIN YOUTH TRAVEL	\$227,322.79
YOUTH GUIDANCE	\$246,577.20
ALTERNATIVES INCORPORATED	\$258,353.17
TOWNSHIP OF JOLIET	\$324,749.00
YMCA OF METROPOLITAN CHICAGO	\$328,387.76
SGA YOUTH & FAMILY SVCS NFP	\$388,807.01

UCAN	\$411,765.55
METROPOLITAN FAMILY SERVICES	\$472,456.35
ACCLIVUS INC	\$1,932,224.17

Crisis	\$23,965,673.86
---------------	------------------------

Crisis Administration	\$456,000.00
------------------------------	---------------------

CARELON BEHAVIORAL HEALTH INC	\$456,000.00
-------------------------------	--------------

Suicide Prevention-Lifeline	\$6,524,439.87
------------------------------------	-----------------------

CENTERSTONE OF ILLINOIS INC	\$6,524,439.87
-----------------------------	----------------

Crisis Care System Grants	\$6,985,233.99
----------------------------------	-----------------------

INSTITUTE FOR HUMAN RESOURCES	\$19,462.00
-------------------------------	-------------

BOND COUNTY	\$19,847.00
-------------	-------------

HUMAN SUPPORT SERVICES	\$20,405.00
------------------------	-------------

PERRY CNTY COUNSELING CTR INC	\$22,122.00
-------------------------------	-------------

THRIVE COUNSELING CENTER	\$22,770.00
--------------------------	-------------

MASSAC COUNTY MENTAL HEALTH	\$23,912.00
-----------------------------	-------------

COUNTY OF MONTGOMERY	\$33,307.00
----------------------	-------------

JEFFERSON COUNTY COMPREHENSIVE	\$37,014.00
--------------------------------	-------------

LORETTO HOSPITAL	\$53,570.00
------------------	-------------

COUNTY OF LAWRENCE HEALTH DEPT	\$55,182.00
--------------------------------	-------------

MCLEAN COUNTY CTR HUMAN SRV IN	\$57,530.00
--------------------------------	-------------

ARUKAH INSTITUTE OF HEALING	\$57,750.00
-----------------------------	-------------

ALEXIAN BROS CTR FOR MNTL HLTH	\$58,368.00
--------------------------------	-------------

DEKALB BEHAVIORAL HEALTH FNDR	\$58,590.00
-------------------------------	-------------

EGYPTIAN PUBLIC & MENTAL	\$60,112.00
--------------------------	-------------

LUTHERAN SOCIAL SERVICES OF IL	\$62,802.00
--------------------------------	-------------

HOYLETON YOUTH & FAMILY SRVS	\$64,202.00
------------------------------	-------------

IROQUOIS MENTAL HEALTH CENTER	\$64,513.00
-------------------------------	-------------

RINCON FAMILY SERVICES	\$64,983.00
------------------------	-------------

COMMUNITY RESOURCE CENTER INC	\$65,669.00
-------------------------------	-------------

CROSSPOINT HUMAN SERVICES	\$66,598.00
---------------------------	-------------

PRESENCE BEHAVIORAL HEALTH	\$69,396.00
----------------------------	-------------

BRIDGEWAY INC	\$70,278.00
LOCUST STREET RESOURCE CENTER	\$80,108.00
ARROWLEAF	\$82,041.00
COMWELL	\$82,705.00
PILLARS COMMUNITY HEALTH	\$85,941.00
TRANSITIONS OF WESTERN IL INC	\$87,902.00
NORTH CENTRAL BEHAVIORAL	\$88,656.00
BOBBY E WRIGHT CCMHC	\$92,880.00
COLES CO MENTAL HLTH ASSN INC	\$95,011.00
GRAND PRAIRIE SERVICES	\$97,906.00
TAZWOOD MENTAL HEALTH CTR INC	\$97,933.00
TURNING PT BHVRL HLTH CARE CTR	\$98,031.00
SINNISSIPPI CENTERS INC	\$100,239.00
HABILITATIVE SYSTEMS INC	\$101,363.00
CHESTNUT HEALTH SYSTEMS INC	\$101,977.00
ECKER CTR FOR BEHAVIORAL HLTH	\$105,726.00
PILSEN-LITTLE VILLAGE COMMUNITY	\$105,804.00
FAMILY SERVICE ASSOCIATION OF	\$108,129.00
COMPREHENSIVE BEHAVIORAL HLTH	\$108,335.00
LEYDEN FAMILY SVCS & M H CTR	\$114,477.00
COMMUNITY CNSLNG CTRS CHICAGO	\$114,708.00
WILL COUNTY	\$123,444.99
MOUNT SINAI HOSP MEDICAL CTR	\$125,681.00
HUMAN SERVICE CENTER	\$128,157.00
KENNETH YOUNG CENTER	\$133,198.00
I AM ABLE CENTER FOR FAMILY	\$134,519.00
CENTERSTONE OF ILLINOIS INC	\$143,382.00
NATIONAL YOUTH ADVOCATE PROG	\$157,974.00
TRILOGY INC	\$159,764.00
ASSOCIATION FOR INDIVIDUAL DEV	\$177,694.00
ONE HOPE UNITED	\$187,300.00
METROPOLITAN FAMILY SERVICES	\$189,078.00

ADVOCATE NORTHSIDE	\$190,689.00
ROBERT YOUNG CENTER FOR	\$192,381.00
COUNTY OF DUPAGE DEPARTMENT	\$199,871.00
LAKE COUNTY	\$202,212.00
TRINITY SERVICES INC	\$207,255.00
HERITAGE BHVRL HEALTH CTR INC	\$225,818.00
HUMAN RESOURCES DEV INST INC	\$241,166.00
THE THRESHOLDS	\$246,056.00
ROSECRANCE INCORPORATED	\$267,356.00
MENTAL HEALTH CTRS OF CNTRL IL	\$273,984.00
988 Place to go - Living Room	\$10,000,000.00
COUNTY OF LAWRENCE HEALTH DEPT	\$244,016.00
INDEPENDENCE CENTER	\$265,356.00
ARUKAH INSTITUTE OF HEALING	\$291,419.00
HUMAN SERVICE CENTER	\$318,538.00
HUMAN RESOURCES CENTER OF	\$364,874.00
HEALTHCARE ALTRNTV SYSTS INC	\$373,469.00
HERITAGE BHVRL HEALTH CTR INC	\$380,446.00
LOCUST STREET RESOURCE CENTER	\$383,121.00
ROSECRANCE INCORPORATED	\$422,638.00
THE JOSSELYN CENTER NFP	\$445,442.00
ASSOCIATION FOR INDIVIDUAL DEV	\$475,199.00
COMPREHENSIVE BEHAVIORAL HLTH	\$497,559.00
LINK AND OPTION CENTER INC	\$514,545.00
LEYDEN FAMILY SVCS & M H CTR	\$517,604.00
KENNETH YOUNG CENTER	\$595,363.00
THE THRESHOLDS	\$610,093.00
TURNING PT BHVRL HLTH CARE CTR	\$617,553.00
DEKALB BEHAVIORAL HEALTH FNDTN	\$625,496.00
NAMI METRO SUBURBAN INC	\$984,686.00
TRINITY SERVICES INC	\$1,072,583.00
Opioid Crisis Response	\$2,115,240.03

Access to Narcan	\$365,240.00
EMERGENT DEVICES INC	\$365,240.00
Heroin and Opioid Taskforce	\$1,750,000.03
SOUTH SIDE HEROIN OPIOID TASK FORCE	\$874,999.95
THE PREVENTION PARTNERSHIP, INC.	\$875,000.08
Public Awareness Campaign	\$2,999,999.66
Public Awareness Campaign	\$2,999,999.66
ILLINOIS ALCOHOLISM AND DRUG DEPENDENCE ASSOCIATION	\$708,080.06
CHICAGO RECOVERING COMMUNITIES' COALITION	\$750,000.00
FAMILY SERVICE AND MENTAL HEALTH CENTER OF CICERO	\$767,913.60
YOUNG MEN'S CHRISTIAN ASSOCIATION OF CHICAGO	\$774,006.00
Research and Program Evaluation	\$6,399,389.55
Cannabis Research Institute	\$2,400,000.00
UNIVERSITY OF ILLINOIS	\$2,400,000.00
Program Evaluation	\$3,999,389.55
UNIVERSITY OF ILLINOIS	\$3,999,389.55
Workforce	\$27,878,332.75
Evidence Based Training	\$26,960.00
ADMINISTRATIVE OFFICE OF THE	\$26,960.00
Workforce training	\$432,124.00
PREVENTION FIRST INC	\$432,124.00
Serve Illinois - Stipend Expansion Pilot	\$2,105,542.50
GIRL SCOUTS OF NORTHERN	\$6,435.00
CHICAGO DEBATE COMMISSION	\$8,659.50
GIRL SCOUTS OF GREATER CHICAGO	\$9,101.50
HERRIN HOUSE OF HOPE	\$12,995.00
NEIGHBORSCAPES NFP	\$15,295.00
IMMIGRATION PROJECT INC	\$15,640.00
COUNTY OF KANKAKEE	\$17,803.00
CITY OF PEORIA	\$19,455.00
BOYS & GIRLS CLUB OF NORTH	\$23,287.50
BOYS & GIRLS CLUBS OF CHICAGO	\$25,497.50

CITY OF SPRINGFIELD	\$27,669.00
YOUTH & OPPORTUNITY UNITED INC	\$28,190.00
GATEWAY TO THE GREAT OUTDOORS	\$28,750.00
GREATER CHICAGO FOOD DPSTRY	\$29,759.00
WESTERN ILLINOIS UNIVERSITY	\$34,480.50
LITERACY VOLUNTEERS OF IL INC	\$34,870.50
ASSOCIATION HOUSE OF CHICAGO	\$36,397.50
BOYS & GIRLS CLUBS OF	\$42,575.00
SINAI HEALTH SYSTEM	\$44,412.50
SEVERSON DELLS EDUCATION	\$45,701.00
CHICAGO HEIGHTENING OPPURTNTY	\$49,530.50
UP2US INC	\$50,040.00
SOUTHWESTERN ILLINOIS COLLEGE	\$72,109.00
THE UNIVERSITY OF CHICAGO	\$72,931.50
ILLINOIS BAR FOUNDATION	\$78,387.00
REND LAKE COLLEGE	\$78,397.50
GARDENEERS	\$90,283.50
PUBLIC ALLIES INC	\$102,725.00
BOYS & GIRLS CLUB OF	\$107,734.50
LESSIE BATES DAVIS	\$137,430.00
ACADEMY FOR URBAN	\$281,750.00
RELAY GRADUATE SCHOOL OF EDCTN	\$477,250.00
BH Workforce Expansion: BH Workforce Education Center	\$4,110,035.02
ILLINOIS BOARD OF HIGHER EDUC	\$4,110,035.02
BH Workforce Expansion: CADC Success	\$4,500,000.00
ILLINOIS CERTIFICATION BOARD	\$4,500,000.00
BH Workforce Expansion: BH Loan Repayment Program	\$7,055,523.56
ILLINOIS STUDENT ASSSTANCE COMMISSION	\$7,055,523.56
BH Workforce Expansion: CRSS Success	\$9,648,147.67
HEARTLAND COMMUNITY COLLEGE 54	\$249,793.90
SOUTHERN ILLINOIS UNIVERSITY	\$792,989.43
COLLEGE OF DUPAGE	\$794,159.00

GOVERNORS STATE UNIVERSITY	\$819,455.26
ENVISION UNLIMITED	\$903,704.00
NORTHERN ILLINOIS UNIVERSITY	\$904,460.95
CITY COLLEGES OF CHICAGO	\$927,282.00
ILLINOIS INST OF TECHNOLOGY	\$977,584.00
ELGIN COMMUNITY COLLEGE	\$980,188.13
UNIVERSITY OF ST FRANCIS	\$1,148,531.00
RINCON FAMILY SERVICES	\$1,150,000.00

Grand Total	\$79,304,688.94
--------------------	------------------------

IDFPR APPENDIX: DISPENSARIES BY COUNTY AND ZIP CODE

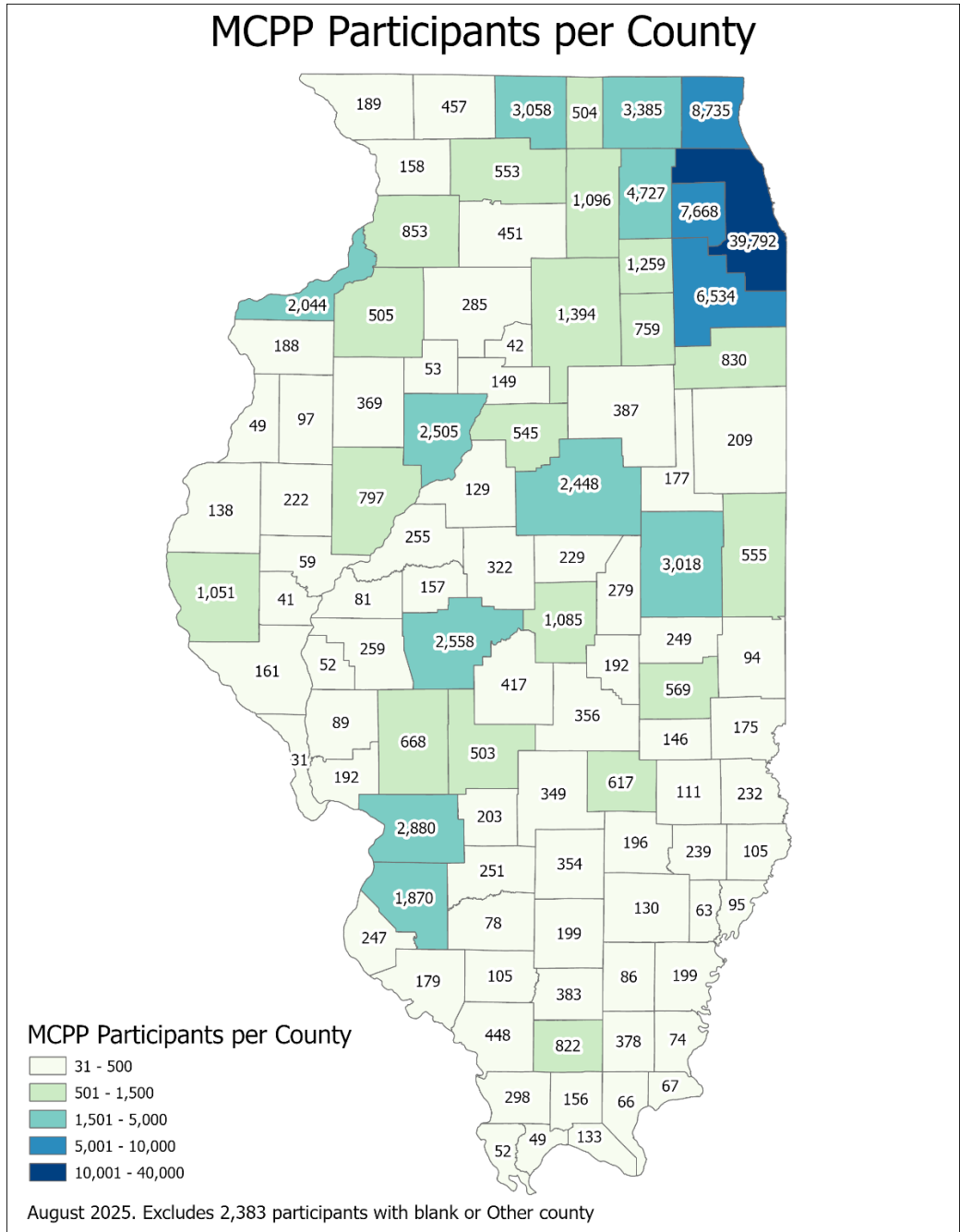
County	Dispensaries as of July 1, 2025	Zip Codes in Cook County	Dispensaries as of July 1, 2025
Cook	99	60654	4
DuPage	18	60647	4
Lake	19	60642	3
Madison	9	60607	4
Sangamon	7	60714	2
Peoria	7	60661	2
McHenry	7	60657	2
Kane	6	60626	2
Winnebago	6	60622	2
Will	7	60173	2
Champaign	5	60018	2
Tazewell	4	60712	1
McLean	6	60706	2
Vermillion	3	60640	1
St. Clair	4	60638	1
Rock Island	4	60632	1
Kankakee	3	60631	1
Adams	3	60630	1
LaSalle	1	60618	2
Jo Daviess	3	60617	1
Jefferson	2	60616	1
Jackson	2	60614	3
Fulton	2	60608	1
Dekalb	2	60605	1
White	1	60602	1
Union	1	60546	2
Saline	1	60525	1
Morgan	1	60502	1
Montgomery	1	60487	2
McDonough	1	60482	1
Massac	3	60477	1
Marion	1	60471	1
Macon	1	60469	1
Logan	1	60459	1
Livingston	1	60458	1
Lawrence	1	60456	1
Knox	1	60452	1
Kendall	2	60443	1
Grundy	2	60430	1

County	Dispensaries as of July 1, 2025	Zip Codes in Cook County	Dispensaries as of July 1, 2025
Effingham	1	60428	1
Coles	1	60415	1
Clark	1	60409	1
Boone	1	60406	1
Alexander	1	60301	1
		60202	1
		60201	1
		60194	1
		60169	1
		60164	1
		60160	1
		60155	1
		60154	1
		60107	1
		60090	1
		60077	1
		60074	1
		60070	1
		60068	1
		60056	1
		60053	1
		60008	1
		60007	1
		60005	1

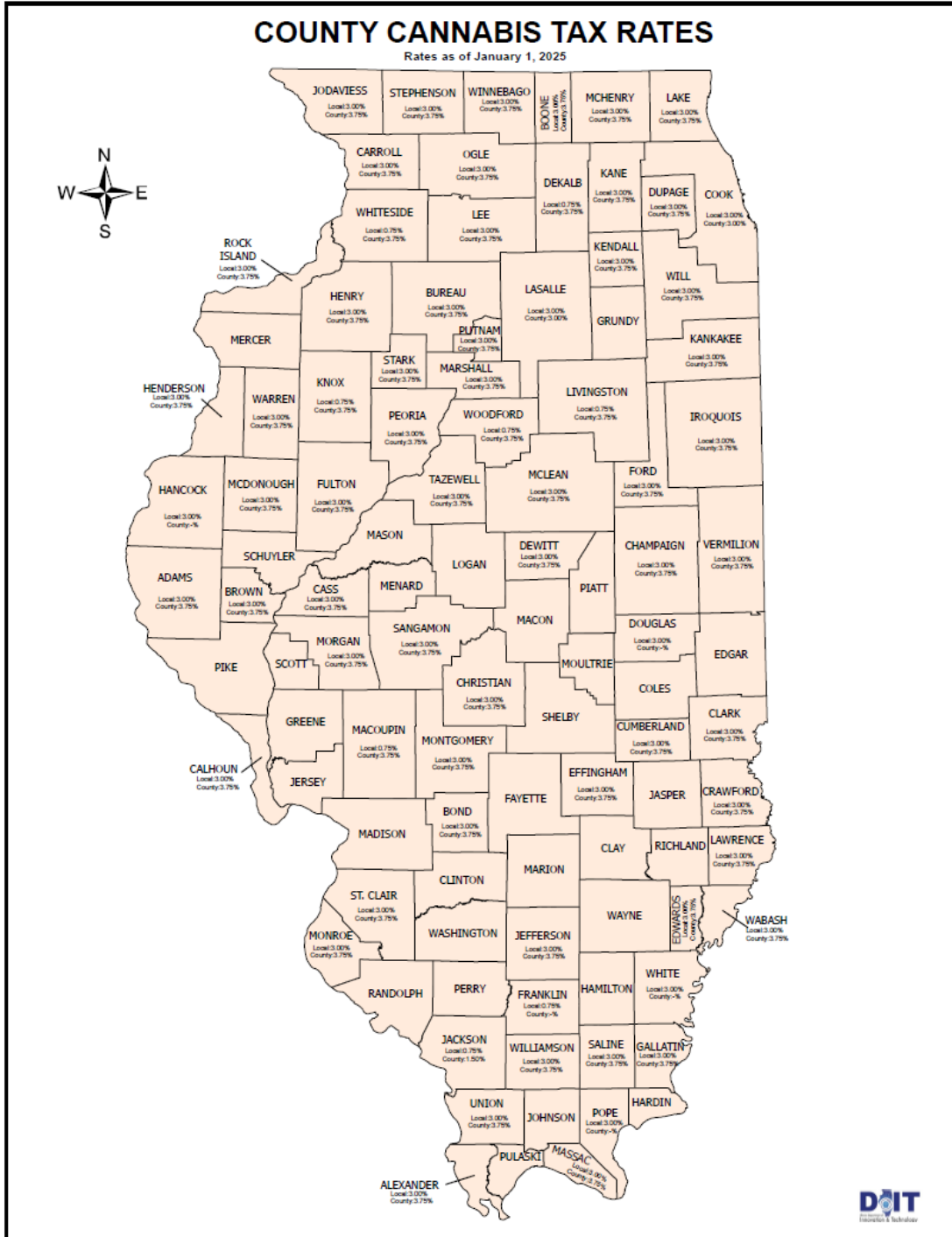
IDPH APPENDIX: MEDICAL CANNABIS

ADDITIONAL INFORMATION

Number of MCPP Patients by County



IDOR APPENDIX: MUNICIPAL AND COUNTY CANNABIS TAXES



COUNTY CANNABIS RETAILERS' OCCUPATION TAX

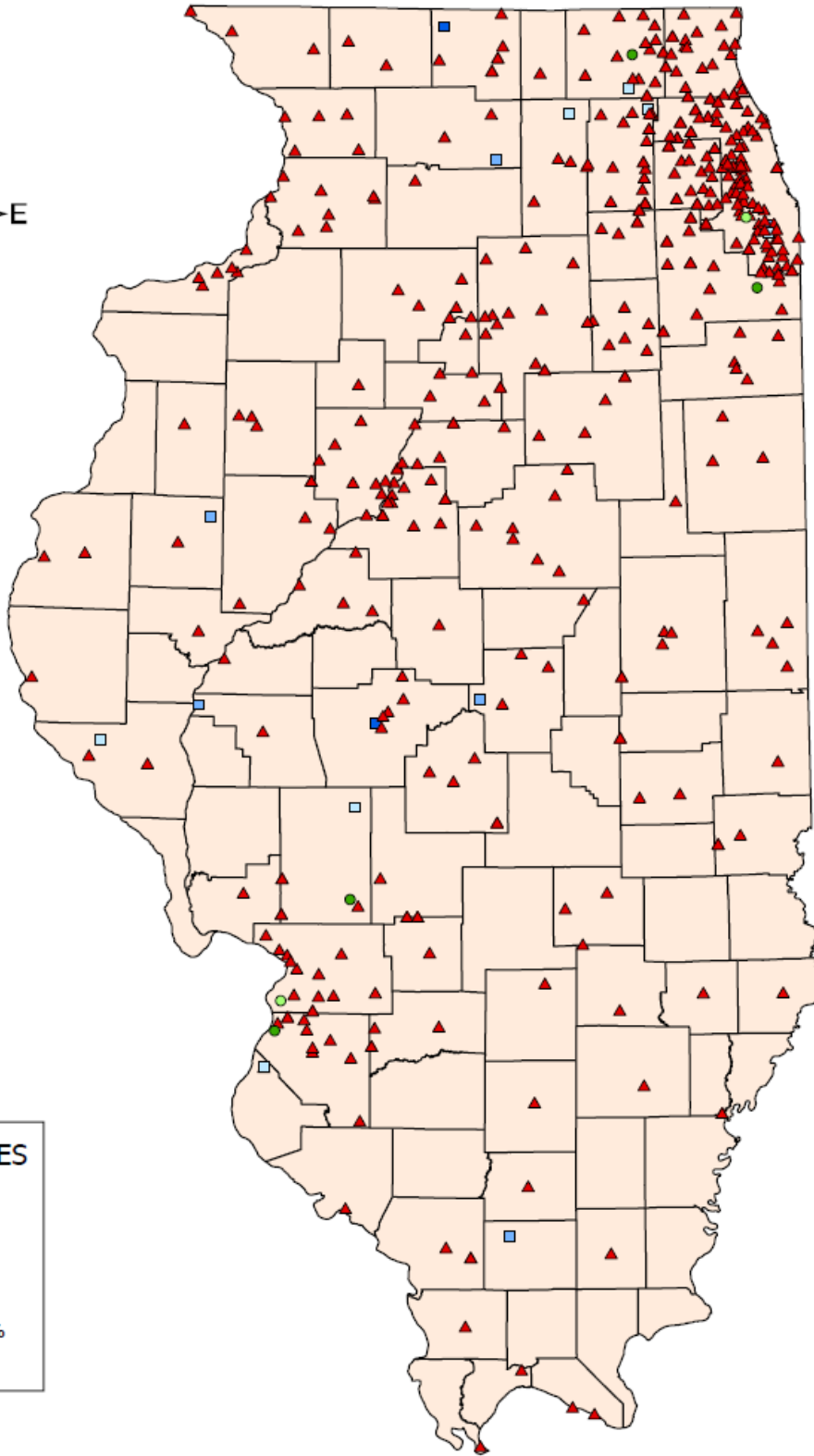
Rates as of January 1, 2025

LOCATION CODE	LOCAL GOVERNMENT	COUNTY	LOCAL CANNABIS TAX RATE	COUNTY CANNABIS TAX RATE
001-5000-5	Adams County	Adams	3.00	3.75
002-5000-1	Alexander County	Alexander	3.00	3.75
003-5000-4	Bond County	Bond	3.00	3.75
004-5000-9	Boone County	Boone	3.00	3.75
005-5000-3	Brown County	Brown	3.00	3.75
006-5000-8	Bureau County	Bureau	3.00	3.75
008-5000-7	Carroll County	Carroll	3.00	3.75
009-5000-1	Cass County	Cass	3.00	3.75
010-5000-4	Champaign County	Champaign	3.00	3.75
011-5000-9	Christian County	Christian	3.00	3.75
012-5000-3	Clark County	Clark	3.00	3.75
016-5000-1	Cook County	Cook	3.00	3.00
007-5000-2	Calhoun County	Calhoun	3.00	3.75
017-5000-6	Crawford County	Crawford	3.00	3.75
018-5000-0	Cumberland County	Cumberland	3.00	3.75
019-5000-5	DeKalb County	DeKalb	0.75	3.75
020-5000-5	DeWitt County	DeWitt	3.00	3.75
021-5000-2	Douglas County	Douglas	3.00	-
022-5000-7	DuPage County	DuPage	3.00	3.75
024-5000-6	Edwards County	Edwards	3.00	3.75
025-5000-0	Effingham County	Effingham	3.00	3.75
027-5000-1	Ford County	Ford	3.00	3.75
028-5000-4	Franklin County	Franklin	0.75	-
029-5000-9	Fulton County	Fulton	3.00	3.75
030-5000-1	Gallatin County	Gallatin	3.00	3.75
034-5000-1	Hancock County	Hancock	3.00	-
036-5000-9	Henderson County	Henderson	3.00	3.75
037-5000-3	Henry County	Henry	3.00	3.75
038-5000-8	Iroquois County	Iroquois	3.00	3.75
039-5000-2	Jackson County	Jackson	0.75	1.50
041-5000-1	Jefferson County	Jefferson	3.00	3.75
043-5000-9	Jo Daviess County	Jo Daviess	3.00	3.75
045-5000-8	Kane County	Kane	3.00	3.75
046-5000-2	Kankakee County	Kankakee	3.00	3.75
047-5000-7	Kendall County	Kendall	3.00	3.75
048-5000-1	Knox County	Knox	0.75	3.75

050-5000-9	La Salle County	La Salle	3.00	3.00
049-5000-6	Lake County	Lake	3.00	3.75
051-5000-3	Lawrence County	Lawrence	3.00	3.75
052-5000-8	Lee County	Lee	3.00	3.75
053-5000-2	Livingston County	Livingston	0.75	3.75
059-5000-1	Macoupin County	Macoupin	0.75	3.75
062-5000-1	Marshall County	Marshall	3.00	3.75
064-5000-0	Massac County	Massac	3.00	3.75
055-5000-1	McDonough County	McDonough	3.00	3.75
056-5000-6	McHenry County	McHenry	3.00	3.75
057-5000-0	McLean County	McLean	3.00	3.75
067-5000-4	Monroe County	Monroe	3.00	3.75
068-5000-9	Montgomery County	Montgomery	3.00	3.75
069-5000-3	Morgan County	Morgan	3.00	3.75
071-5000-0	Ogle County	Ogle	3.00	3.75
072-5000-5	Peoria County	Peoria	3.00	3.75
076-5000-3	Pope County	Pope	3.00	-
078-5000-2	Putnam County	Putnam	3.00	3.75
081-5000-4	Rock Island County	Rock Island	3.00	3.75
083-5000-3	Saline County	Saline	3.00	3.75
084-5000-8	Sangamon County	Sangamon	3.00	3.75
082-5000-9	St Clair County	St Clair	3.00	3.75
088-5000-6	Stark County	Stark	3.00	3.75
089-5000-0	Stephenson County	Stephenson	3.00	3.75
090-5000-3	Tazewell County	Tazewell	3.00	3.75
091-5000-8	Union County	Union	3.00	3.75
092-5000-2	Vermilion County	Vermilion	3.00	3.75
093-5000-7	Wabash County	Wabash	3.00	3.75
094-5000-1	Warren County	Warren	3.00	3.75
097-5000-5	White County	White	3.00	-
098-5000-1	Whiteside County	Whiteside	0.75	3.75
099-5000-4	Will County	Will	3.00	3.75
100-5000-3	Williamson County	Williamson	3.00	3.75
101-5000-8	Winnebago County	Winnebago	3.00	3.75
102-5000-2	Woodford County	Woodford	0.75	3.75

MUNICIPAL CANNABIS TAX RATES

Rates as of January 1, 2025



TAX RATES

- 1%
- 1.5%
- 2%
- 2.5%
- 2.75%
- ▲ 3



MUNICIPAL CANNABIS RETAILERS' OCCUPATION TAX

Rates as of January 1, 2025

LOCATION CODE	LOCAL GOVERNMENT	COUNTY	LOCAL CANNABIS TAX RATES
022-0002-3	Addison	DuPage	3.00
098-0002-6	Albany	Whiteside	3.00
045-0052-0	Algonquin	Kane	3.00
056-0003-0	Algonquin	McHenry	3.00
016-0031-1	Alsip	Cook	3.00
025-0002-7	Altamont	Effingham	3.00
060-0003-7	Alton	Madison	3.00
091-0003-2	Anna	Union	3.00
049-0002-2	Antioch	Lake	3.00
058-0002-1	Argenta	Macon	3.00
006-0002-4	Arlington	Bureau	3.00
016-0003-6	Arlington Heights	Cook	3.00
049-0098-7	Arlington Heights	Lake	3.00
046-0002-9	Aroma Park	Kankakee	3.00
021-0003-7	Arthur	Douglas	3.00
070-0003-0	Arthur	Moultrie	3.00
029-0002-5	Astoria	Fulton	3.00
022-0042-2	Aurora	DuPage	3.00
045-0002-4	Aurora	Kane	3.00
047-0021-1	Aurora	Kendall	3.00
099-0069-1	Aurora	Will	3.00
029-0023-8	Banner	Fulton	3.00
075-0002-5	Barry	Pike	2.00
016-0005-2	Bartlett	Cook	3.00
022-0063-5	Bartlett	DuPage	3.00
045-0054-7	Bartlett	Kane	3.00
072-0023-4	Bartonville	Peoria	3.00
022-0070-8	Batavia	DuPage	3.00
045-0003-2	Batavia	Kane	3.00
009-0004-4	Beardstown	Cass	3.00
016-0123-7	Bedford Park	Cook	3.00
099-0002-0	Beecher	Will	3.00
082-0001-7	Belleville	St Clair	3.00
072-0029-3	Bellevue	Peoria	3.00
004-0001-7	Belvidere	Boone	3.00
059-0003-4	Benld	Macoupin	1.50
016-0159-8	Bensenville	Cook	3.00
022-0003-1	Bensenville	DuPage	3.00
016-0077-1	Berkeley	Cook	3.00
016-0007-9	Berwyn	Cook	3.00

057-0001-9	Bloomington	McLean	3.00
016-0008-7	Blue Island	Cook	2.50
022-0069-4	Bolingbrook	DuPage	3.00
099-0059-4	Bolingbrook	Will	3.00
046-0005-3	Bradley	Kankakee	3.00
032-0028-0	Braidwood	Grundy	3.00
099-0004-7	Braidwood	Will	3.00
016-0119-9	Bridgeview	Cook	3.00
042-0002-0	Brighton	Jersey	3.00
059-0004-2	Brighton	Macoupin	3.00
072-0003-1	Brimfield	Peoria	3.00
016-0009-5	Brookfield	Cook	3.00
064-0002-7	Brookport	Massac	3.00
016-0154-7	Buffalo Grove	Cook	3.00
049-0043-1	Buffalo Grove	Lake	3.00
056-0044-8	Bull Valley	McHenry	1.50
016-0163-6	Burbank	Cook	3.00
006-0004-0	Bureau	Bureau	3.00
055-0005-2	Bushnell	McDonough	2.50
002-0001-8	Cairo	Alexander	3.00
016-0010-9	Calumet City	Cook	3.00
016-0094-1	Calumet Park	Cook	3.00
029-0006-8	Canton	Fulton	3.00
081-0005-5	Carbon Cliff	Rock Island	3.00
032-0011-6	Carbon Hill	Grundy	3.00
039-0004-5	Carbondale	Jackson	3.00
100-0059-3	Carbondale	Williamson	3.00
014-0001-0	Carlyle	Clinton	3.00
022-0053-8	Carol Stream	DuPage	3.00
045-0006-7	Carpentersville	Kane	2.00
034-0001-8	Carthage	Hancock	3.00
056-0005-7	Cary	McHenry	3.00
012-0002-1	Casey	Clark	3.00
018-0018-3	Casey	Cumberland	3.00
082-0002-5	Caseyville	St Clair	3.00
092-0006-1	Catlin	Vermilion	3.00
050-0002-5	Cedar Point	La Salle	3.00
010-0005-5	Champaign	Champaign	3.00
015-0001-5	Charleston	Coles	3.00
057-0006-1	Chenoa	McLean	3.00
079-0001-5	Chester	Randolph	3.00
016-0001-1	Chicago	Cook	3.00
022-0068-6	Chicago	DuPage	3.00

016-0011-7	Chicago Heights	Cook	3.00
016-0012-5	Chicago Ridge	Cook	3.00
072-0004-8	Chillicothe	Peoria	3.00
038-0008-3	Clifton	Iroquois	3.00
060-0006-1	Collinsville	Madison	3.00
082-0022-1	Collinsville	St Clair	3.00
067-0003-9	Columbia	Monroe	3.00
082-0074-2	Columbia	St Clair	2.00
019-0004-8	Cortland	DeKalb	3.00
016-0153-9	Countryside	Cook	3.00
099-0006-3	Crete	Will	3.00
016-0118-0	Crestwood	Cook	3.00
090-0017-8	Creve Coeur	Tazewell	3.00
056-0007-3	Crystal Lake	McHenry	3.00
057-0011-6	Danvers	McLean	3.00
092-0001-0	Danville	Vermilion	3.00
022-0062-7	Darien	DuPage	3.00
071-0007-8	Davis Junction	Ogle	3.00
090-0004-6	Deer Creek	Tazewell	3.00
102-0005-3	Deer Creek	Woodford	3.00
016-0172-5	Deer Park	Cook	3.00
049-0075-8	Deer Park	Lake	3.00
016-0161-1	Deerfield	Cook	3.00
049-0004-9	Deerfield	Lake	3.00
019-0005-6	DeKalb	DeKalb	3.00
006-0007-5	Depue	Bureau	3.00
016-0015-1	Des Plaines	Cook	3.00
052-0001-6	Dixon	Lee	3.00
003-0003-9	Donnellson	Bond	3.00
068-0005-1	Donnellson	Montgomery	3.00
022-0008-2	Downers Grove	DuPage	3.00
057-0012-4	Downs	McLean	3.00
101-0004-0	Durand	Winnebago	2.75
032-0025-6	Dwight	Grundy	3.00
053-0010-1	Dwight	Livingston	3.00
050-0005-1	Earlville	La Salle	3.00
060-0008-8	East Alton	Madison	3.00
043-0004-1	East Dubuque	Jo Daviess	3.00
016-0169-5	East Dundee	Cook	3.00
045-0046-6	East Dundee	Kane	3.00
048-0015-1	East Galesburg	Knox	3.00
090-0016-1	East Peoria	Tazewell	3.00
082-0006-8	East St Louis	St Clair	3.00

063-0012-1	Easton	Mason	3.00
025-0005-1	Edgewood	Effingham	3.00
060-0001-0	Edwardsville	Madison	3.00
025-0001-9	Effingham	Effingham	3.00
045-0008-3	Elburn	Kane	3.00
016-0121-0	Elgin	Cook	3.00
045-0009-1	Elgin	Kane	3.00
072-0011-0	Elmwood	Peoria	3.00
016-0088-5	Elmwood Park	Cook	3.00
098-0007-7	Erie	Whiteside	3.00
016-0018-4	Evanston	Cook	3.00
016-0019-2	Evergreen Park	Cook	3.00
096-0001-9	Fairfield	Wayne	3.00
060-0078-9	Fairmont City	Madison	3.00
082-0023-8	Fairmont City	St Clair	3.00
082-0081-5	Fairview Heights	St Clair	3.00
020-0004-0	Farmer City	DeWitt	3.00
029-0010-6	Farmington	Fulton	3.00
072-0051-1	Farmington	Peoria	3.00
053-0013-4	Flanagan	Livingston	3.00
013-0004-0	Flora	Clay	3.00
016-0020-6	Flossmoor	Cook	3.00
016-0128-8	Ford Heights	Cook	3.00
016-0021-4	Forest Park	Cook	3.00
049-0007-3	Fox Lake	Lake	3.00
056-0047-2	Fox Lake	McHenry	3.00
016-0022-2	Franklin Park	Cook	3.00
089-0001-9	Freeport	Stephenson	3.00
098-0009-3	Fulton	Whiteside	3.00
043-0001-7	Galena	Jo Daviess	3.00
048-0001-1	Galesburg	Knox	3.00
032-0004-3	Gardner	Grundy	3.00
045-0001-6	Geneva	Kane	3.00
019-0008-0	Genoa	DeKalb	2.00
092-0013-4	Georgetown	Vermilion	3.00
102-0020-7	Germantown Hills	Woodford	3.00
045-0010-5	Gilberts	Kane	3.00
038-0013-1	Gilman	Iroquois	3.00
059-0009-3	Girard	Macoupin	2.00
022-0056-2	Glendale Heights	DuPage	3.00
016-0025-7	Glenwood	Cook	3.00

060-0012-6	Godfrey	Madison	3.00
084-0043-1	Grandview	Sangamon	3.00
060-0013-4	Granite City	Madison	1.00
046-0010-1	Grant Park	Kankakee	3.00
078-0002-9	Granville	Putnam	3.00
024-0007-3	Grayville	Edwards	3.00
097-0008-0	Grayville	White	3.00
003-0001-2	Greenville	Bond	3.00
060-0032-0	Hamel	Madison	3.00
034-0014-1	Hamilton	Hancock	3.00
045-0011-3	Hampshire	Kane	3.00
072-0013-7	Hanna City	Peoria	3.00
016-0144-1	Hanover Park	Cook	3.00
022-0064-3	Hanover Park	DuPage	3.00
083-0001-1	Harrisburg	Saline	3.00
058-0008-0	Harristown	Macon	3.00
056-0010-3	Harvard	McHenry	3.00
016-0027-3	Harvey	Cook	3.00
016-0124-5	Harwood Heights	Cook	3.00
063-0001-4	Havana	Mason	3.00
016-0028-1	Hazel Crest	Cook	3.00
056-0011-1	Hebron	McHenry	3.00
062-0003-6	Henry	Marshall	3.00
100-0012-7	Herrin	Williamson	2.50
016-0030-3	Hickory Hills	Cook	3.00
060-0015-0	Highland	Madison	3.00
049-0011-1	Highland Park	Lake	3.00
049-0012-1	Highwood	Lake	3.00
016-0152-0	Hoffman Estates	Cook	3.00
045-0055-5	Hoffman Estates	Kane	3.00
016-0129-6	Hometown	Cook	3.00
016-0033-8	Homewood	Cook	3.00
016-0162-8	Indian Head Park	Cook	3.00
049-0058-8	Island Lake	Lake	3.00
056-0029-4	Island Lake	McHenry	3.00
010-0012-8	Ivesdale	Champaign	3.00
074-0009-8	Ivesdale	Piatt	3.00
069-0001-1	Jacksonville	Morgan	3.00

084-0044-1	Jerome	Sangamon	2.75
042-0001-2	Jerseyville	Jersey	3.00
056-0038-3	Johnsburg	McHenry	3.00
047-0022-8	Joliet	Kendall	3.00
099-0001-2	Joliet	Will	3.00
016-0087-7	Justice	Cook	3.00
050-0039-4	Kangley	La Salle	3.00
046-0001-0	Kankakee	Kankakee	3.00
077-0004-0	Karnak	Pulaski	3.00
016-0006-8	Kincaid	Christian	3.00
061-0007-4	Kinmundy	Marion	3.00
048-0011-7	Knoxville	Knox	3.00
050-0009-2	La Salle	La Salle	3.00
062-0001-1	Lacon	Marshall	3.00
056-0037-5	Lake In the Hills	McHenry	2.00
049-0017-0	Lake Zurich	Lake	3.00
049-0093-6	Lakemoor	Lake	3.00
056-0030-8	Lakemoor	McHenry	3.00
056-0031-6	Lakewood	McHenry	3.00
008-0003-1	Lanark	Carroll	3.00
051-0001-1	Lawrenceville	Lawrence	3.00
016-0037-0	Lemont	Cook	3.00
022-0072-4	Lemont	DuPage	3.00
099-0068-3	Lemont	Will	3.00
089-0011-6	Lena	Stephenson	3.00
057-0018-3	Leroy	McLean	3.00
057-0019-1	Lexington	McLean	3.00
049-0018-9	Libertyville	Lake	3.00
054-0001-5	Lincoln	Logan	3.00
016-0017-6	Lincolnwood	Cook	3.00
049-0074-1	Lindenhurst	Lake	3.00
022-0015-5	Lisle	DuPage	3.00
068-0011-4	Litchfield	Montgomery	3.00
022-0016-3	Lombard	DuPage	3.00
004-0013-0	Loves Park	Boone	3.00
101-0014-8	Loves Park	Winnebago	3.00
098-0011-5	Lyndon	Whiteside	3.00
016-0158-1	Lynwood	Cook	3.00

101-0024-5	Machesney Park	Winnebago	3.00
090-0010-0	Mackinaw	Tazewell	3.00
055-0001-1	Macomb	McDonough	3.00
078-0004-5	Magnolia	Putnam	3.00
099-0012-8	Manhattan	Will	3.00
063-0005-7	Manito	Mason	3.00
046-0013-4	Manteno	Kankakee	3.00
019-0024-2	Maple Park	DeKalb	3.00
045-0015-6	Maple Park	Kane	3.00
072-0016-1	Mapleton	Peoria	3.00
056-0013-8	Marengo	McHenry	3.00
082-0011-4	Marissa	St Clair	3.00
016-0107-5	Markham	Cook	3.00
058-0010-2	Maroa	Macon	3.00
090-0041-0	Marquette Heights	Tazewell	3.00
012-0006-2	Martinsville	Clark	3.00
060-0020-7	Maryville	Madison	3.00
082-0012-2	Mascoutah	St Clair	3.00
063-0006-5	Mason City	Mason	3.00
016-0039-7	Matteson	Cook	3.00
099-0074-8	Matteson	Will	3.00
015-0009-0	Mattoon	Coles	3.00
016-0040-0	Maywood	Cook	3.00
032-0006-1	Mazon	Grundy	3.00
016-0108-3	McCook	Cook	3.00
056-0034-0	McCullom Lake	McHenry	3.00
056-0021-9	McHenry	McHenry	3.00
042-0021-7	Medora	Jersey	3.00
059-0014-1	Medora	Macoupin	3.00
016-0041-9	Melrose Park	Cook	3.00
050-0015-7	Mendota	La Salle	3.00
069-0009-7	Meredosia	Morgan	2.50
016-0127-1	Merrionette Park	Cook	3.00
102-0010-1	Metamora	Woodford	3.00
064-0001-6	Metropolis	Massac	3.00
081-0013-6	Milan	Rock Island	3.00
008-0004-1	Milledgeville	Carroll	3.00
102-0011-8	Minonk	Woodford	3.00

081-0014-4	Moline	Rock Island	3.00
099-0014-4	Monee	Will	1.50
094-0001-1	Monmouth	Warren	3.00
047-0018-1	Montgomery	Kendall	3.00
045-0016-4	Montgomery	Kane	3.00
032-0001-9	Morris	Grundy	3.00
098-0001-8	Morrison	Whiteside	3.00
016-0043-5	Morton Grove	Cook	3.00
008-0001-5	Mount Carroll	Carroll	3.00
016-0044-3	Mount Prospect	Cook	3.00
041-0001-8	Mount Vernon	Jefferson	3.00
049-0019-7	Mundelein	Lake	3.00
039-0001-0	Murphysboro	Jackson	3.00
022-0018-1	Naperville	DuPage	3.00
099-0064-0	Naperville	Will	3.00
014-0012-6	New Baden	Clinton	3.00
082-0060-2	New Baden	St Clair	3.00
075-0014-9	New Canton	Pike	3.00
099-0015-2	New Lenox	Will	3.00
058-0012-9	Niantic	Macon	2.50
016-0092-3	Niles	Cook	3.00
057-0023-1	Normal	McLean	3.00
016-0120-2	Norridge	Cook	3.00
045-0018-0	North Aurora	Kane	3.00
049-0020-0	North Chicago	Lake	3.00
090-0023-2	North Pekin	Tazewell	3.00
016-0111-3	North Riverside	Cook	3.00
050-0029-7	North Utica	La Salle	3.00
016-0046-1	Northbrook	Cook	3.00
049-0097-9	Northbrook	Lake	3.00
016-0083-4	Northfield	Cook	3.00
016-0086-9	Northlake	Cook	3.00
022-0032-5	Northlake	DuPage	3.00
016-0047-8	Oak Forest	Cook	3.00
016-0050-8	Oak Park	Cook	3.00
022-0055-4	Oakbrook Terrace	DuPage	3.00
092-0021-5	Oakwood	Vermilion	3.00
053-0018-5	Odell	Livingston	3.00

050-0018-1	Oglesby	La Salle	3.00
080-0001-8	Olney	Richland	3.00
071-0001-9	Oregon	Ogle	3.00
016-0164-4	Orland Hills	Cook	3.00
047-0008-2	Oswego	Kendall	3.00
099-0075-6	Oswego	Will	3.00
050-0001-7	Ottawa	La Salle	3.00
016-0054-0	Palatine	Cook	3.00
049-0099-5	Palatine	Lake	3.00
016-0149-0	Palos Hills	Cook	3.00
011-0013-0	Pana	Christian	3.00
087-0034-6	Pana	Shelby	3.00
003-0023-3	Panama	Bond	3.00
068-0014-9	Panama	Montgomery	3.00
023-0001-1	Paris	Edgar	3.00
049-0071-5	Park City	Lake	3.00
016-0091-5	Park Forest	Cook	3.00
099-0061-1	Park Forest	Will	3.00
016-0056-7	Park Ridge	Cook	3.00
101-0005-9	Pecatonica	Winnebago	3.00
072-0050-1	Pekin	Peoria	3.00
090-0001-1	Pekin	Tazewell	3.00
072-0001-3	Peoria	Peoria	3.00
072-0025-0	Peoria Heights	Peoria	3.00
090-0045-3	Peoria Heights	Tazewell	3.00
102-0022-3	Peoria Heights	Woodford	3.00
050-0019-1	Peru	La Salle	3.00
016-0085-0	Phoenix	Cook	3.00
045-0019-9	Pingree Grove	Kane	3.00
075-0001-7	Pittsfield	Pike	3.00
047-0024-4	Plainfield	Kendall	3.00
099-0017-9	Plainfield	Will	3.00
047-0009-0	Plano	Kendall	3.00
053-0001-0	Pontiac	Livingston	3.00
060-0045-2	Pontoon Beach	Madison	3.00
016-0057-5	Posen	Cook	2.00
006-0001-6	Princeton	Bureau	3.00
072-0020-1	Princeville	Peoria	3.00

098-0012-3	Prophetstown	Whiteside	3.00
016-0084-2	Prospect Heights	Cook	3.00
001-0001-3	Quincy	Adams	3.00
081-0016-0	Rapids City	Rock Island	3.00
056-0014-6	Richmond	McHenry	3.00
016-0058-3	Richton Park	Cook	3.00
016-0075-3	River Forest	Cook	3.00
016-0081-8	Riverdale	Cook	3.00
016-0060-5	Riverside	Cook	3.00
049-0076-6	Riverwoods	Lake	3.00
016-0061-3	Robbins	Cook	3.00
027-0011-5	Roberts	Ford	3.00
052-0027-1	Rochelle	Lee	2.50
071-0021-3	Rochelle	Ogle	2.50
098-0013-1	Rock Falls	Whiteside	3.00
081-0001-2	Rock Island	Rock Island	3.00
071-0038-8	Rockford	Ogle	3.00
101-0001-6	Rockford	Winnebago	3.00
016-0137-7	Rolling Meadows	Cook	3.00
099-0025-1	Romeoville	Will	3.00
016-0166-0	Roselle	Cook	3.00
022-0020-1	Roselle	DuPage	3.00
016-0147-4	Rosemont	Cook	3.00
049-0024-3	Round Lake	Lake	3.00
049-0059-6	Round Lake Beach	Lake	3.00
049-0060-1	Round Lake Park	Lake	3.00
085-0001-0	Rushville	Schuyler	3.00
082-0021-1	Sauget	St Clair	1.50
016-0148-2	Sauk Village	Cook	3.00
099-0067-5	Sauk Village	Will	3.00
008-0005-8	Savanna	Carroll	3.00
010-0027-6	Savoy	Champaign	3.00
016-0116-4	Schaumburg	Cook	3.00
022-0066-1	Schaumburg	DuPage	3.00
006-0019-9	Seatonville	Bureau	3.00
032-0027-2	Seneca	Grundy	3.00
050-0022-1	Seneca	La Salle	3.00
019-0014-5	Shabbona	DeKalb	3.00

050-0024-6	Sheridan	La Salle	3.00
082-0027-0	Shiloh	St Clair	3.00
099-0057-8	Shorewood	Will	3.00
081-0018-7	Silvis	Rock Island	3.00
016-0045-1	Skokie	Cook	3.00
101-0010-5	South Beloit	Winnebago	3.00
045-0023-7	South Elgin	Kane	3.00
060-0072-1	South Roxana	Madison	3.00
084-0046-6	Southern View	Sangamon	3.00
084-0029-6	Spaulding	Sangamon	3.00
056-0018-9	Spring Grove	McHenry	3.00
006-0021-0	Spring Valley	Bureau	3.00
084-0001-6	Springfield	Sangamon	3.00
022-0067-8	St Charles	DuPage	3.00
045-0022-9	St Charles	Kane	3.00
016-0064-8	Steger	Cook	3.00
099-0019-5	Steger	Will	3.00
098-0015-8	Sterling	Whiteside	3.00
016-0089-3	Stickney	Cook	3.00
043-0012-2	Stockton	Jo Daviess	3.00
016-0113-1	Stone Park	Cook	3.00
011-0018-1	Stonington	Christian	3.00
016-0151-2	Streamwood	Cook	3.00
050-0025-4	Streator	La Salle	3.00
053-0036-3	Streator	Livingston	3.00
045-0024-5	Sugar Grove	Kane	3.00
016-0078-8	Summit	Cook	3.00
082-0048-3	Swansea	St Clair	3.00
099-0020-9	Symerton	Will	3.00
011-0001-7	Taylorville	Christian	3.00
008-0007-4	Thomson	Carroll	3.00
016-0066-4	Thornton	Cook	3.00
016-0068-0	Tinley Park	Cook	3.00
099-0063-2	Tinley Park	Will	3.00
062-0006-0	Toluca	Marshall	3.00
090-0014-3	Tremont	Tazewell	3.00
014-0016-9	Trenton	Clinton	3.00
060-0027-4	Troy	Madison	3.00

010-0001-2	Urbana	Champaign	3.00
032-0010-8	Verona	Grundy	3.00
022-0021-1	Villa Park	DuPage	3.00
049-0036-7	Volo	Lake	3.00
049-0026-1	Wadsworth	Lake	3.00
062-0008-7	Washburn	Marshall	3.00
102-0015-0	Washburn	Woodford	3.00
090-0015-1	Washington	Tazewell	3.00
038-0001-6	Watseka	Iroquois	3.00
049-0027-8	Wauconda	Lake	3.00
049-0001-4	Waukegan	Lake	3.00
050-0059-9	Wenona	La Salle	3.00
062-0009-5	Wenona	Marshall	3.00
028-0021-7	West City	Franklin	3.00
045-0047-4	West Dundee	Kane	3.00
072-0049-8	West Peoria	Peoria	3.00
016-0114-8	Westchester	Cook	3.00
022-0025-2	Westmont	DuPage	3.00
016-0070-2	Wheeling	Cook	3.00
049-0090-1	Wheeling	Lake	3.00
059-0036-0	White City	Macoupin	3.00
084-0026-1	Williamsville	Sangamon	3.00
022-0057-0	Willowbrook	DuPage	3.00
016-0072-9	Wilmette	Cook	3.00
022-0026-0	Winfield	DuPage	3.00
049-0029-4	Winthrop Harbor	Lake	3.00
060-0029-0	Wood River	Madison	3.00
016-0171-7	Woodridge	Cook	3.00
022-0059-7	Woodridge	DuPage	3.00
099-0066-7	Woodridge	Will	3.00
056-0001-4	Woodstock	McHenry	3.00
016-0074-5	Worth	Cook	1.00
088-0008-1	Wyoming	Stark	3.00
047-0001-5	Yorkville	Kendall	3.00