

Illinois Commerce Commission

Annual Report on Cable and Video Service Deployment by Providers Granted State-Issued Cable and Video Service Authorization



Submitted to the Illinois General Assembly
Pursuant to Section 21-1101(k) of the
Illinois Public Utilities Act

June 2025



State of Illinois

Illinois Commerce Commission

Douglas Scott
Chairman

160 North LaSalle Street
Chicago, Illinois 60601

June 5, 2025

The Honorable Members of the Illinois General Assembly
State House
Springfield, Illinois


Dear Honorable Members of the Illinois General Assembly:

Pursuant to Section 21-1101(k) of the Illinois Public Utilities Act, the Illinois Commerce Commission submits the attached Annual Report on Cable and Video Service Deployment by Providers Granted State-Issued Cable and Video Service Authorization.

The Cable and Video Competition Law of 2007 directs the ICC to submit to the General Assembly a report containing year-end data collected from holders of State-issued video and cable services authorizations. The law requires holders of State-issued video and cable services authorizations to meet certain deployment benchmarks by set dates after they receive state authorization. These dates and deployment benchmarks vary according to the providers' number of telecommunications access lines in the State.

Should you have questions regarding this report, please contact Sarah Ryan, Director of Governmental Affairs, at 217-785-2449, or by email at sarah.ryan@illinois.gov.

Sincerely,


Douglas P. Scott
Chairman

Introduction

The Cable and Video Competition Law of 2007¹ (“Cable and Video Law”) directs holders of State-issued video and cable services authorizations to annually report to the Illinois Commerce Commission (“Commission”) cable and video service deployment information. Section 21-1101(j) of the Cable and Video Law² states:

- (j) Every holder of a State-issued authorization, no later than April 1, 2009, and annually no later than April 1 thereafter, shall report to the Commission for each of the service areas as described in subsections (c) and (d) of this Section in which it provides access to its video service in the State, the following information:
 - (1) Cable service and video service information:
 - (A) The number of households in the holder’s telecommunications service area within each designated market area as described in subsection (c) of this Section or exchange or local unit of government as described in subsection (d) of this Section in which it offers video service.
 - (B) The number of households in the holder’s telecommunications service area within each designated market area as described in subsection (c) of this Section or exchange or local unit of government as described in subsection (d) of this Section that are offered access to video service by the holder.
 - (C) The number of households in the holder’s telecommunications service area in the State.
 - (D) The number of households in the holder’s telecommunications service area in the State that are offered access to video service by the holder.
 - (2) Low-income household information:
 - (A) The number of low-income households in the holder’s telecommunications service area within each designated

¹ 220 ILCS 5/21-100, et seq.

² 220 ILCS 5/21-1101(j).

market area as described in subsection (c) of this Section, as further identified in terms of exchanges, or exchange or local unit of government as described in subsection (d) of this Section in which it offers video service.

- (B) The number of low-income households in the holder's telecommunications service area within each designated market area as described in subsection (c) of this Section, as further identified in terms of exchanges, or exchange or local unit of government as described in subsection (d) of this Section in the State that are offered access to video service by the holder.
- (C) The number of low-income households in the holder's telecommunications service area in the State.
- (D) The number of low-income households in the holder's telecommunications service area in the State that are offered access to video service by the holder.³

Once the holder of a State-issued authorization has satisfied the build-out requirements of Section 21-1101(c),⁴ the holder is required to annually report relative to Section 21-1101(j-5), as follows:

³ The Cable and Video Law defines a "Local unit of government" as "a city, village, incorporated town, or a county," defines "a Telecommunications service area" as "the area designated by the Commission as the area in which a telecommunications company was obligated to provide non-competitive local telephone service as of February 8, 1996 as incorporated into Section 13-202.5 of this Act," and defines a "Designated market area" as "a designated market area, as determined by Nielsen Media Research and published in the 1999-2000 Nielsen Station Index Directory and Nielsen Station Index United States Television Household Estimates or any successor publication. For any designated market area that crosses State lines, only households in the portion of the designated market area that is located within the holder's telecommunications service area in the State where access to video service will be offered shall be considered." 220 ILCS 5/21-201. The Cable and Video Law refers to the Telecommunications Article of the Public Utilities Act for the definition of exchange, where exchange is defined as "a geographical area for the administration of telecommunications services, established and described by the tariff of a telecommunications carrier providing local exchange telecommunications service, and consisting of one or more contiguous central offices, together with associated facilities used in providing such local exchange telecommunications service. To the extent practicable, a municipality, city, or village shall not be located in more than one exchange unless the municipality, city, or village is located in more than one exchange through annexation that occurs after the establishment of the exchange boundary." 220 ILCS 5/ 21-201 and 220 ILCS 5/13-206.

⁴ Section 21-1101(c) addresses holders using telecommunications facilities and having over 1,000,000 access lines. Within 3 years, such holders shall provide cable or video service to at least 35% of the households within 3 designated service areas. Within 5 years, such holders shall provide cable or video service to at least 50% of the households within the 3 designated service areas. Section 21-1101(c) holders

- (1) Cable service and video service information:
 - (A) The number of households in the holder's telecommunications service area within each designated market area in which it offers cable service or video service.
 - (B) The number of households in the holder's telecommunications service area within each designated market area that are offered access to cable service or video service by the holder.
 - (C) The number of households in the holder's telecommunications service area in the State.
 - (D) The number of households in the holder's telecommunications service area in the State that are offered access to cable service or video service by the holder.
 - (E) The exchanges or local units of government in which the holder added cable service or video service in the prior year.
- (2) Low-income household information:
 - (A) The number of low-income households in the holder's telecommunications service area within each designated market area in which it offers video service.
 - (B) The number of low-income households in the holder's telecommunications service area within each designated market area that are offered access to video service by the holder.
 - (C) The number of low-income households in the holder's telecommunications service area in the State.
 - (D) The number of low-income households in the holder's telecommunications service area in the State that are offered access to video service by the holder.

are also required to deploy cable or video service so that at least 30% of the total households with access to the holder's cable or video service shall be low-income. The holder is also obligated to provide access to cable or video service to a percentage of low-income households in each exchange that is at least equal to the percentage of the total low-income households within that exchange.

Once the holder of a State-issued authorization has satisfied the build-out requirements of Section 21-1101(d),⁵ the holder is required to annually report relative to Section 21-1101(j-10), as follows:

(1) Cable service and video service information:

- (A) The number of households in the holder's footprint in which it offers cable service or video service.
- (B) The number of households in the holder's footprint that are offered access to cable service or video service by the holder.
- (C) The exchanges or local units of government in which the holder added cable service or video service in the prior year.

(2) Low-income household information:

- (A) The number of low-income households in the holder's footprint in which it offers cable service or video service.
- (B) The number of low-income households in the holder's footprint that are offered access to cable service or video service by the holder.

The Cable and Video Law directs the Commission to include the deployment information supplied to it by holders of State-issued video and cable services authorizations in an annual report to the General Assembly. Section 21-1101(k) of the Cable and Video Law⁶ provides that:

The Commission, within 30 days of receiving the first report from holders under this Section, and annually no later than July 1 thereafter, shall submit to the General Assembly a report that includes, based on year-end data, the information submitted by holders pursuant to subdivisions (1) and (2) of subsections (j), (j-5), and (j-10) of this Section. The Commission shall make this report available to any member of the public or any local unit of government upon request. All information

⁵ Section 21-1101(d) addresses all holders other than those referenced in Section 21-1101(c). Within 3 years, such holders shall provide cable or video service to at least 35% of the households within each exchange or local unit of government within its service area. Within 5 years, such holders shall provide cable or video service to at least 50% of the households within each exchange or local unit of government within its service area. Section 21-1101(d) holders are also required to deploy cable or video service so that at least 30% of the total households with access to the holder's cable or video service shall be low-income. The holder is also obligated to provide access to cable or video service to a percentage of low-income households in each exchange or local unit of government that is at least equal to the percentage of the total low-income households within that exchange or local unit of government.

⁶ 220 ILCS 5/21-1101(k).

submitted to the Commission and designated by holders as confidential and proprietary shall be subject to the disclosure provisions in subsection (c) of Section 21-401 of this Act. No individually identifiable customer information shall be subject to public disclosure.

Commission Activities Related to the Cable and Video Competition Law of 2007

Since the Cable and Video Law took effect on June 30, 2007, the Commission has approved twenty-nine applications from companies seeking authorization to provide cable or video services.

- On October 24, 2007 in Docket No. 07-0493, the Commission approved the application of Illinois Bell Telephone Company (“AT&T Illinois”) to provide video service, and authorized AT&T Illinois to use, occupy and construct facilities in the public rights of way for the delivery of video service in the service area footprint.
- On April 21, 2010 in Docket No. 10-0048, the Commission approved WideOpenWest Illinois, LLC’s application to provide video service, and authorized WideOpenWest Illinois, LLC to use, occupy and construct facilities in the public rights of way for the delivery of video service in the service area footprint.
- On February 10, 2011 in Docket No. 11-0029, the Commission approved Highland Communication Services’ application to provide video service, and authorized Highland Communication Services to use, occupy and construct facilities in the public rights of way for the delivery of video service in the service area footprint.
- On January 23, 2014 in Docket Nos. 14-0009, 14-0010, 14-0109, and 14-0194, the Commission approved Mediacom Illinois LLC’s application to provide cable service, and authorized Mediacom Illinois LLC to use, occupy and construct facilities in the public rights of way for the delivery of cable service in the service area footprint.
- On March 5, 2014 in Docket Nos. 14-0100, 14-0193, and 14-0195, the Commission approved MCC Illinois LLC’s application to provide cable service, and authorized MCC Illinois LLC to use, occupy and construct facilities in the public rights of way for the delivery of cable service in the service area footprint.
- On August 1, 2014 in Docket No. 14-0450, the Commission approved the application of US Sonet LLC to provide cable service, and authorized US Sonet LLC to use, occupy and construct facilities in the public rights of way for the delivery of cable service in the service area footprint.
- On September 19, 2014 in Docket Nos. 14-0531, 14-0532 and 14-0533, the Commission approved the application of three Comcast affiliates, Comcast of

Florida/Georgia/Illinois/Michigan, LLC, Comcast of Illinois III, Inc. d/b/a CHICAGO CABLE TV-IV, and Comcast of South Chicago, Inc. to provide cable service, and authorized Comcast to use, occupy and construct facilities in the public rights of way for the delivery of cable service in Chicago vicinity known as Chicago Areas 2 and 3, Chicago Area 4, and Chicago Area 5, respectively. At its April 23, 2015 Bench Session, the Commission approved the application of the Comcast affiliate Comcast of Chicago, Inc. to also provide cable service in Chicago Area 1. On March 13, 2025, the Commission approved the application of the Comcast affiliate Comcast of Illinois/Indiana/Ohio, LLC to provide cable service in several areas in central Illinois.

- On March 12, 2015 in Docket No. 15-0118, the Commission approved the application of Computer Techniques, Inc. d/b/a CTI Fiber to provide cable service, and authorized Computer Techniques, Inc. d/b/a CTI Fiber to use, occupy and construct facilities in the public rights of way for the delivery of cable service in the service area footprint.
- On March 26, 2015 in Docket No. 15-0170, the Commission approved the application of Illinois Rural Electric Cooperative to provide video service, and authorized Illinois Rural Electric Cooperative to use, occupy and construct facilities in the public rights of way for the delivery of video service in Calhoun County, the Village of Bluffs, and the Cities of Barry and Winchester.
- On June 5, 2015 in Docket No. 15-0352, the Commission approved the application of Mediacom Southeast LLC to provide cable service, and authorized Mediacom Southeast LLC to use, occupy and construct facilities in the public rights of way for the delivery of cable service in the Village of Alto Pass.
- On July 9, 2015 in Docket No. 15-0396, the Commission approved the application of RCN Telecom Services of Illinois, LLC to provide cable service, and authorized RCN Telecom Services of Illinois, LLC to use, occupy and construct facilities in the public rights of way for the delivery of cable service in the Village of Lincolnwood.
- On February 24, 2016 in Docket No. 16-0051, the Commission approved the application of Co-Mo Comm, Inc. to provide video service, and authorized Co-Mo Comm, Inc. to use, occupy and construct facilities in the public rights of way for the delivery of video service in Scott and Calhoun Counties, the Village of Bluffs, and the Cities of Barry and Winchester.
- On June 1, 2016 in Docket No. 16-0311, the Commission approved the application of iTV-3, LLC d/b/a iTV-3 of Central Illinois, LLC to use, occupy and construct facilities in the public rights of way for the delivery of video service in Champaign/Urbana and the Village of Dunlap.

- On October 19, 2016, in Docket No. 16-0445, the Commission approved the amended application of Frontier North Inc. to use, occupy and construct facilities in the public rights of way for the delivery of video service in its service area footprint. Frontier North Inc. subsequently experienced negotiation difficulty on retransmission rights, and on March 13, 2017 submitted a supplemental amended application seeking re-authorization, which the Commission granted on April 7, 2017.
- On January 11, 2017 in Docket No. 16-0592, the Commission approved the application of Wabash Independent Networks, Inc. to use, occupy and construct facilities in the public rights of way for the delivery of video service in the Villages of Odin, Iuka, and Sandoval.
- On May 10, 2017 in Docket No. 17-0199, the Commission approved the application of Consolidated Communications Enterprise Services, Inc. to use, occupy and construct facilities in the public rights of way for the delivery of video service in 41 central Illinois communities.
- On June 7, 2017 in Docket No. 17-0245, the Commission approved the application of Zito Midwest LLC to use, occupy and construct facilities in the public rights of way for the delivery of video service in Jackson County.
- On September 27, 2017 in Docket No. 17-0365, the Commission approved the application of Telecommunications Management, LLC d/b/a New Wave Communications to use, occupy and construct facilities in the public rights of way for the delivery of video service in the Village of Oreana.
- On September 27, 2017 in Docket No. 17-0378, the Commission approved the application of Frontier Communications of Illinois, Inc. to use, occupy and construct facilities in the public rights of way for the delivery of video service in Illinois communities.
- On December 13, 2017 in Docket No. 17-0584, the Commission approved the application of Madison Communications, Inc. to use, occupy and construct facilities in the public rights of way for the delivery of video service in certain areas of Madison County.
- On January 25, 2018 in Docket No. 18-0036, the Commission approved the application of Pavlov Media Cable Illinois, LLC to use, occupy and construct facilities in the public rights of way for the delivery of video service in Monticello.
- On June 14, 2018 in Docket No. 18-1007, the Commission approved the application of Cass Cable TV, Inc. to use, occupy and construct facilities in the

public rights of way for the delivery of video service in the villages of Bath, Forest City, and Tallula.

- On February 5, 2020 in Docket No. 20-0051, the Commission approved the application of MCC Network Services, LLC d/b/a Metro Comm to use, occupy and construct facilities in the public rights of way for the delivery of video service in Gibson City.
- On March 5, 2020 in Docket No. 20-0113, the Commission approved the application of Illinois Fiber Connect LLC to use, occupy and construct facilities in the public rights of way for the delivery of video service in the villages of Teutopolis and Watson.
- On April 28, 2020 in Docket No. 20-0320, the Commission approved the application of Surf Air Wireless, LLC d/b/a Surf Broadband Solutions, d/b/a Surf Air Wireless, d/b/a CSInet to use, occupy and construct facilities in the public rights of way for the delivery of video service in Ottawa.
- On March 4, 2021 in Docket No. 20-0867, the Commission approved Cable One, Inc. and Telecommunications Management, LLC d/b/a NewWave Communications' Notice of Transfer and Application for State-Issued Authorization to Provide Cable or Video Service, to use, occupy and construct facilities in the public rights-of-way for the delivery of video service in the existing Telecommunications Management, LLC d/b/a NewWave Communications service area footprint.
- On June 24, 2021 in Docket No. 21-0491, the Commission approved Illinois Bell Telephone Company, LLC d/b/a AT&T Wholesale d/b/a AT&T Illinois ("AT&T Illinois") and DIRECTV, LLC's Notice of Transfer and Application for State-Issued Authorization to Provide Video Service Pursuant to Section 401 of the Cable and Video Competition Law of 2007, to use, occupy, and construct facilities in the public rights-of-way for the delivery of video service, and for State-issued authorization for DIRECTV to provide video service in the existing AT&T Illinois service area footprint.
- On September 2, 2021 in Docket No. 21-0598, the Commission approved the Transfer of the WideOpenWest Illinois, LLC's State-Issued Authorization to Provide Cable and Video Services within the State of Illinois pursuant to Section 401 of the Cable and Video Competition Law of 2007 to RCN Telecom Services of Illinois, LLC d/b/a Astound Broadband d/b/a Astound TV Network (ATVN) d/b/a Astound Business Solutions d/b/a Astound.

Summary of Reports

DIRECTV, LLC's (formerly known as AT&T Illinois) Fourth Annual Report to the Commission

On March 31, 2025, DIRECTV, LLC submitted to the Commission a document entitled "Re: Docket 21-0491 DIRECTV Annual Video Service Access Report," included as Attachment A. The DIRECTV, LLC report consists of a summary letter, a page of Definitions and Descriptions, and one attachment for the year ending December 31, 2024.

In 2013, DIRECTV, LLC's predecessor AT&T Illinois reported satisfying the requirements of Section 21-1101(c) of the Cable and Video Law. Accordingly, DIRECTV, LLC's fourth annual report was submitted in compliance with Section 21-1101(j-5) of the Cable and Video Law, which is described in the Introduction section of this report. DIRECTV, LLC reported, among other information:

- The number of households in DIRECTV, LLC's telecommunications service area within the Champaign & Springfield-Decatur DMA to which it offers video service has decreased from 106,122 in 2023 to 105,587 in 2024, offering service to 45% of the Champaign & Springfield-Decatur DMA.
- The number of households in DIRECTV, LLC's telecommunications service area within the Chicago DMA to which it offers video service has decreased from 2,655,103 in 2023 to 2,649,039 in 2024, offering service to 68% of its Chicago DMA.
- The number of households in DIRECTV, LLC's telecommunications service area within the St. Louis DMA to which it offers video service has decreased from 87,023 in 2023 to 86,009 in 2024, offering service to 35% of its St. Louis DMA.
- The number of households in DIRECTV, LLC's telecommunications service area in its total State area to which it offers video service has decreased from 2,848,248 in 2023 to 2,840,635 in 2024, offering service to 61% of its total State area.
- The number of exchanges or local units of government in which DIRECTV, LLC added video service was 0 in 2024.
- The number of low-income households in DIRECTV, LLC's telecommunications service area within the Champaign & Springfield-Decatur DMA to which it offers video service has decreased from 47,317 in 2023 to 47,159 in 2024. 45% of the households offered service by DIRECTV, LLC in the Champaign & Springfield-Decatur DMA were low-income, which is greater than the percentage of all households in the DIRECTV, LLC Champaign & Springfield-Decatur DMA that are low-income at 39%.
- The number of low-income households in DIRECTV, LLC's telecommunications service area within the Chicago DMA to which it offers video service has decreased

from 750,917 in 2023 to 749,888 in 2024. 28% of the households offered service by DIRECTV, LLC in 2022 in the Chicago DMA were low-income, which is equal to the percentage of all households in the Chicago DMA that are low-income at 28%.

- The number of low-income households in DIRECTV's telecommunications service area within the St. Louis DMA to which it offers video service has decreased from 29,459 in 2023 to 29,162 in 2024. 34% of the households offered service by DIRECTV in 2022 in the St. Louis DMA were low-income, which is equal to the percentage of all households in the DIRECTV St. Louis DMA that are low-income at 34%.
- The number of low-income households in DIRECTV, LLC's telecommunications service area in its total State area to which it offers video service has increased from 827,692 in 2023 to 826,209 in 2024. 29% of the households offered service by DIRECTV, LLC in 2022 in its total State area were low-income, which is equal to the percentage of all households in DIRECTV, LLC's total State area that are low-income at 29%.

Highland Communication Services Fourteenth Report to the Commission

Highland Communication Services provided its fourteenth annual report to the Commission on April 7, 2025 for the year ending December 31, 2024, included as Attachment B. Highland Communication Services provides video services for the City of Highland and surrounding areas.

Highland Communications Services added no new exchanges or local units of government from last year's report.

Highland Communication Services indicated that it offers cable service to 4,881 of its 5,382 households, or 91%. 21% of the households offered service by Highland Communication Services in 2024 were low-income, which is equal to the percentage of all households in the Highland Communication Services service area that are low-income at 21%.

Mediacom Illinois LLC's Eleventh Report to the Commission

Mediacom Illinois LLC submitted its eleventh annual report on March 25, 2025 for the year ending December 31, 2024, included as Attachment C. Mediacom Illinois LLC provides cable services to 289 distinct service areas throughout Illinois, including Carbondale, Effingham, Marion, Murphysboro, and Mattoon.

Mediacom Illinois LLC reports 101 fewer exchanges or local units of government from last year's report.

Mediacom Illinois LLC indicated that it now offers cable service to 300,648 of its 1,205,783 households, or 25%. 26% of the households offered service by Mediacom Illinois LLC in 2024 were low-income, which is equal to the percentage of all households in the Mediacom Illinois LLC service area that are low-income at 26%. In areas where Mediacom Illinois LLC is an incumbent provider of cable services it is, pursuant to Section 21-301(b) “obligated to provide access to cable services or video services within any local unit of government at the same levels required by the local franchising authorities for the local unit of government on June 30, 2007.”

MCC Illinois LLC’s Eleventh Report to the Commission

MCC Illinois LLC submitted its eleventh annual report on March 25, 2025 for the year ending December 31, 2024, included as Attachment D. MCC Illinois LLC identified 54 cable service areas, including Moline, Williamson County and Coles County.

MCC Illinois LLC reports no additional exchange or local unit of government from last year’s report.

MCC Illinois LLC indicated that it offers cable service to 126,734 of its 248,830 households, or 51%. 30% of the households offered service by MCC Illinois LLC in 2024 were low-income, which is equal to the percentage of all households in the MCC Illinois LLC service area that are low-income at 30%. In areas where MCC Illinois LLC is an incumbent provider of cable services it is, pursuant to Section 21-301(b) “obligated to provide access to cable services or video services within any local unit of government at the same levels required by the local franchising authorities for the local unit of government on June 30, 2007.”

Comcast’s Tenth Report to the Commission

Comcast of Chicago, Inc. (Chicago Area 1); Comcast of Georgia/Illinois/Michigan, LLC (Chicago Areas 2 and 3); Comcast of Illinois III, Inc. (Chicago Area 4); and Comcast of South Chicago, Inc. (Chicago Area 5) (“Comcast”) submitted its tenth annual report on March 4, 2025 for year ending December 31, 2024, included as Attachment E.

Comcast reported that, with respect to the City of Chicago, Comcast is an “incumbent cable operator” because Comcast, on January 1, 2007, provided cable service in and throughout the City of Chicago pursuant to franchise agreements. Pursuant to and in accordance with those local franchise agreements, Comcast provided cable service access to 100% of low-income households throughout its City of Chicago “footprint.” Because Comcast is an incumbent cable operator under the Cable and Video Competition Law of 2007 (“Act”), Comcast must provide cable access in its service territory (i.e., City of Chicago) on the same terms and in a geographic area no smaller

than it did on June 30, 2007. Comcast reports it is fully compliant with these obligations under the Act.

Comcast states that the United States Census Bureau's most recent estimate of the number of "low-income households," as defined in Section 21-201(p) of the Illinois Public Utilities Act, located within the City of Chicago is 300,115, and that Comcast provides access to 100% of those low-income households.

Computer Techniques, Inc. d/b/a CTI Fiber's Tenth Report to the Commission

Computer Techniques, Inc. d/b/a CTI Fiber submitted its tenth annual report on April 2, 2025 for the year ending December 31, 2024, included as Attachment F. Computer Techniques, Inc. d/b/a CTI Fiber provides cable services to areas such as Taylorville, Litchfield, Greenville, Hillsboro, and Pana. Computer Techniques, Inc. d/b/a CTI Fiber reports six new exchange or local unit of government since last year's report.

Computer Techniques, Inc. d/b/a CTI Fiber indicated that it offers cable service to 15,433 of its 17,409 households, or 89%. 32% of the households offered service by Computer Techniques, Inc. d/b/a CTI Fiber in 2024 were low-income, which is greater than the percentage of all households in the Computer Techniques, Inc. d/b/a CTI Fiber service area that are low-income at 28%.

Illinois Electric Cooperative's Tenth Report to the Commission

Illinois Electric Cooperative submitted its tenth annual report on March 18, 2025 for the year ending December 31, 2024, included as Attachment G. Illinois Electric Cooperative indicated that it has not offered, nor has it provided cable and video service to Illinois customers or subscribers during this reporting period.

Mediacom Southeast LLC's Tenth Report to the Commission

Mediacom Southeast LLC submitted its tenth annual report on March 25, 2025 for the year ending December 31, 2024, included as Attachment H. Mediacom Southeast LLC provides cable services to areas such as Perry County and Royalton, with no additional exchanges from last year.

Mediacom Southeast LLC indicated that it offers cable service to 1,892 of its 9,839 households, or 19%. 35% of the households offered service by Mediacom Southeast LLC in 2024 were low-income, which is greater than the percentage of all households in the Mediacom Southeast LLC service area that are low-income at 33%.

RCN Telecom Services of Illinois, LLC d/b/a Astound Broadband d/b/a Astound TV Network (ATVN) d/b/a Astound Business Solutions d/b/a Astound's ("Astound") Fourth Combined Report to the Commission

Astound submitted its fourth combined annual report on April 9, 2025 for the year ending December 31, 2024, included as Attachment I. Astound provides cable services to areas such as City of Chicago (Areas 1 & 5), Evanston, Naperville, and Schaumburg, with no additional exchanges from last year.

Astound indicated that it offers cable service to 844,683 of its 1,005,197 households, or 84%. 31% of the households offered service by Astound in 2024 were low-income, which is greater than the percentage of all households in the Astound service area that are low-income at 27%.

Co-Mo Comm, Inc. DBA Co-Mo Connect's Ninth Report to the Commission

Co-Mo Comm, Inc. submitted its ninth annual report on April 3, 2025 for the year ending December 31, 2024, included as Attachment J. Co-Mo Comm, Inc. DBA Co-Mo Connect provides cable services to 36 governmental units in west-central Illinois including the City of Quincy and counties of Hancock, Brown and Scott, the same as last year.

Co-Mo Comm, Inc. DBA Co-Mo Connect reported that it offers cable service to all 31,167 households, or 100%. 35% of the households offered service by Co-Mo Comm, Inc. DBA Co-Mo Connect in 2024 were low-income, which is equal to the percentage of all households in the Co-Mo Comm, Inc. DBA Co-Mo Connect service area that are low-income at 35%.

iTV-3, LLC d/b/a iTV-3 of Central Illinois, LLC's Ninth Report to the Commission

iTV-3, LLC d/b/a iTV-3 of Central Illinois, LLC submitted its ninth annual report on March 20, 2025 for the year ending December 31, 2024, included as Attachment K. iTV-3, LLC d/b/a iTV-3 of Central Illinois, LLC provides cable services to areas such as Springfield, Champaign/Urbana and Chatham, with no additional exchanges compared to last year.

iTV-3, LLC d/b/a iTV-3 of Central Illinois, LLC reports that it offers cable service to 83,122 of its 220,602 households, or 38%. 23% of the households offered service by iTV-3, LLC d/b/a iTV-3 of Central Illinois, LLC in 2023 were low-income, which is less than the percentage of all households in the iTV-3, LLC d/b/a iTV-3 of Central Illinois, LLC service area that are low-income at 27%.

Frontier North Inc.'s and Frontier Communications' (Frontier) Seventh Report to the Commission

Frontier submitted its seventh annual report on March 19, 2025 for the year ending December 31, 2024, included as Attachment L. Frontier provides cable services to central Illinois communities such as Bloomington, Heyworth, Colfax and Stanford.

Frontier reported that it offers cable service to 46,167 of its 63,977 households, or 72%. 11% of the households offered service by Frontier in 2024 were low-income, which is equal to the percentage of all households in the Frontier service area that are low-income at 11%.

Wabash Communications' (formerly Wabash Independent Networks, Inc.) Eighth Report to the Commission

Wabash Communications submitted its eighth annual report on March 19, 2025 for the year ending December 31, 2024, included as Attachment M. Wabash Communications provides cable services to Odin, Iuka, and Sandoval, with no additional exchanges from last year.

Wabash Communications reported that it offers cable service to 566 of its 1,148 households, or 49%. 18% of the households offered service by Wabash Communications in 2024 were low-income, which is less than the percentage of all households in the Wabash Communications service area that are low-income at 24%.

Consolidated Communications Enterprise Services, Inc. Sixth Report to the Commission

Consolidated Communications Enterprise Services, Inc. submitted its sixth (and final) annual report on March 25, 2024 for the year ending December 31, 2023, included as Attachment N. Consolidated Communications Enterprise Services, Inc. provided cable services to 49 central Illinois communities such as Charleston, Effingham, and Hillsboro.

In that report, Consolidated Communications Enterprise Services, Inc. provided its Notice of Termination of State-Issued Certificate of Franchise Authority, and that it would no longer provide service effective April 24, 2024.

Zito Midwest LLC's Seventh Report to the Commission

Zito Midwest LLC submitted its seventh annual report on April 3, 2025 for the year ending December 31, 2024, included as Attachment O. Zito Midwest LLC provides cable services to 8 southern Illinois governmental units, such as Vienna, Goreville and Galatia.

Zito Midwest LLC reported that it offers cable service to all 2,924 households, or 100%. 19% of the households offered service by Zito Midwest LLC in 2022 were low-income, which is equal to the percentage of all households in the Zito Midwest LLC service area that are low-income at 19%.

Telecommunications Management, LLC d/b/a New Wave Communications d/b/a Cable One, Inc.s' Eighth Report to the Commission

Telecommunications Management, LLC d/b/a New Wave Communications d/b/a Cable One, Inc. submitted its eighth annual report on March 24, 2025 for the year ending December 31, 2024, included as Attachment P. Telecommunications Management, LLC d/b/a New Wave Communications d/b/a Cable One, Inc. provides cable services to 107 areas such as Auburn, Benton, Macoupin County, Vermillion County, and Montgomery County.

Telecommunications Management, LLC d/b/a New Wave Communications d/b/a Cable One, Inc. reported that it offers cable service to 142,197 of its 177,335 households, or 80%. 35% of the households offered service by Telecommunications Management, LLC d/b/a New Wave Communications d/b/a Cable One, Inc. in 2024 were low-income, which is greater than the percentage of all households in the Telecommunications Management, LLC d/b/a New Wave Communications d/b/a Cable One, Inc. service area that are low-income at 32%.

Madison Communications, Inc.'s Eighth Report to the Commission

Madison Communications, Inc. submitted its eighth annual report on March 13, 2025 for the year ending December 31, 2024, included as Attachment Q. Madison Communications, Inc. provides cable services to certain areas of Madison County, Alhambra, Hamel and Worden.

Madison Communications, Inc. reported that it offers cable service to all 4,485 households, or 100%. 3% of the households offered service by Madison Communications, Inc. in 2023 were low-income, which is equal to the percentage of all households in the Madison Communications, Inc. service area that are low-income at 3%.

Pavlov Media Cable Illinois, LLC's Sixth Report to the Commission

Pavlov Media Cable Illinois, LLC submitted its sixth annual report on March 7, 2025 for the year ending December 31, 2024, included as Attachment R. Pavlov Media Cable Illinois, LLC reports that it is currently evaluating deployment of its cable and video service. Pavlov has not offered, nor does it currently provide cable and video service to Illinois customers or subscribers. Pavlov will continue to report to the Commission accordingly.

Cass Cable TV, Inc.'s Seventh Report to the Commission

Cass Cable TV, Inc. submitted its seventh annual report on March 13, 2025 for the year ending December 31, 2024, included as Attachment S.

Cass Cable TV, Inc. reports that it is an incumbent cable operator for Pittsfield, Pleasant Plains, Rushville, Mason, Ashland, Virginia, Athens, Versailles, Mt. Sterling, Sherman, Bath, Forest City, and Tallula pursuant to local franchise agreements. Cass Cable TV provides cable service access to 100% of low-income households in these communities.

Cass Cable TV, Inc. reports that for the Village of Lynnville, Cass Cable TV, Inc. is not an incumbent cable operator, however, it provides cable access throughout the entire corporate limits of Lynnville. With respect to Morgan County, Cass Cable TV, Inc. is not an incumbent cable operator, however, it provides cable service access at the same levels required by Morgan County for incumbent cable operators. With respect to the Village of South Jacksonville, Cass Cable TV, Inc. is not an incumbent cable operator, however, it provides cable service access at the same levels required by the Village of South Jacksonville for incumbent cable operators.

Cass Cable TV, Inc. provides access to all 11,406 low-income households throughout its service area footprint. Cass Cable TV, Inc. states that it is fully compliant with its obligations under the Cable and Video Competition Law of 2007.

MCC Network Services, LLC d/b/a Metro Comm's Fifth Report to the Commission

MCC Network Services, LLC d/b/a Metro Comm submitted its fifth annual report on February 28, 2025, for the year ending December 31, 2024, included as Attachment T. MCC Network Services, LLC d/b/a Metro Comm provides cable services to Sullivan, Bement, and Bethany.

MCC Network Services, LLC d/b/a Metro Comm reported that it offers cable service to 1,158 of its 86,461 households, or 1%. 7% of the households offered service by MCC Network Services, LLC d/b/a Metro Comm in 2024 were low-income, which is less than

the percentage of all households in the MCC Network Services, LLC d/b/a Metro Comm service area that are low-income at 9%.

Illinois Fiber Connect LLC's Fifth Report to the Commission

Illinois Fiber Connect LLC submitted its fifth annual report on March 19, 2025 for the year ending December 31, 2024, included as Attachment U. Illinois Fiber Connect LLC provides cable services to Teutopolis and Watson.

Illinois Fiber Connect LLC reported that it offers cable service to 385 of its 939 households, or 41%. 20% of the households offered service by Illinois Fiber Connect LLC in 2024 were low-income, which is greater than the percentage of all households in the Illinois Fiber Connect LLC service area that are low-income at 16%.

Surf Air Wireless, LLC's Fifth Report to the Commission

Surf Air Wireless, LLC submitted a letter through its legal counsel, dated April 3, 2025 and included as Attachment V, stating that Surf Air Wireless, LLC did not provide video service to any customers in Illinois in the entirety of 2024.

Conclusion

As required by the Cable and Video Law, the Commission provides this report summarizing deployment information supplied to it by holders of State-issued cable or video services authority. The Commission will, consistent with its statutory obligations, continue to monitor and annually report on cable and video deployment efforts pursuant to Section 21-1101(k) of the Illinois Public Utilities Act.



RECEIVED

MAR 31 2025

ILLINOIS COMMERCE COMMISSION
CHIEF CLERK'S OFFICE

March 31, 2025

Ms. Stephanie Cook
Chief Clerk
Illinois Commerce Commission
527 East Capitol Avenue
Springfield, Illinois 62794

Re: Docket 21-0491 DIRECTV Annual Video Service Access Report

Dear Ms. Cook:

DIRECTV, LLC ("DIRECTV") submits its Annual Video Service Access Report to you for filing pursuant to the requirements under the Cable and Video Competition Law of 2013 (the "Act") (220 ILCS 5/21-100).

On June 24, 2021, the Illinois Commerce Commission approved the transfer of the video franchise held by Illinois Bell Telephone Company ("AT&T Illinois") to DIRECTV and granted state issued authorization to provide video service by the Commission's notice in Docket 21-0491 dated June 24, 2021.

We respectfully request Commission acceptance of this Report. Any questions regarding this filing can be directed to me as follows:

DIRECTV
External Affairs
2260 E. Imperial Hwy.
El Segundo, CA 90245
e-mail: scott.alexander@directv.com
telephone: (214) 202-3185

Please acknowledge receipt of this Report by returning the extra copy of this letter, using the enclosed pre-addressed and postage paid envelope.

Sincerely,

Scott J. Alexander
Senior Director – External Affairs
Enclosure

RECEIVED

MAR 31 2025

**ILLINOIS COMMERCE COMMISSION
CHIEF CLERK'S OFFICE**

DIRECTV Annual Video Service Access Report

Data as of December 31, 2024

Definitions and Descriptions

Attachment 1 – Statewide and Designated Market Areas

Definitions and Descriptions for Attachment 1

“Access” means that DIRECTV is capable of providing video services at the household address using any technology, other than direct-to-home satellite service, which provides two-way broadband internet capability and video programming, content and functionality, regardless of whether any customer has ordered service or whether the owner or landlord or other responsible person has granted access to the household.

“HH” or “Household” means a house, an apartment, a mobile home, a group of rooms, or a single room that is intended for occupancy as separate living quarters. Separate living quarters are those in which the occupants live and eat separately from any other persons in the building and which have direct access from the outside of the building or through a common hall.

“LI” or “Low-income household” means those residential households located within the AT&T Illinois’ existing telecommunications service area where the average annual household income is less than \$35,000 based on the United States Census Bureau estimates adjusted annually to reflect rate of change and distribution.

“Designated Market Area” or “DMA” means a designated market area, as determined by Nielsen Media Research and published in the 1999-2000 Nielsen Station Index Directory and Nielsen Station Index United States Television Household Estimates or any successor publication. For any designated market area that crosses State lines, only households in the portion of the designated market area that is located within AT&T Illinois’ telecommunications service area where access to video service will be offered is included.

“Telco Footprint” shows the number of households in AT&T Illinois’ telecommunications service area at statewide and DMA levels.

“Current Build Footprint” and “Current Build Coverage %” shows the number and percent of households with access to video service in areas within DIRECTV’s State-issued authorization at statewide and DMA levels.

“Footprint LI” and “Footprint LI %” shows the number and percent of low-income households in AT&T Illinois’ telecommunications service area at statewide and DMA levels.

“Current Build LI” and “Current Build LI %” shows the number and percent of low-income households with access to video service in areas within DIRECTV’s State-issued authorization at statewide and DMA levels.

Attachment 1

DIRECTV Annual Video Service Access Report

State	HH Footprint	Current Build Footprint	Current Build Coverage %	Footprint LI	Current Build LI	Footprint LI%	Current Build LI%
Illinois	4,666,370	2,840,635	60.87%	1,356,331	826,209	29.07%	29.09%

Designated Market Area (DMA)	HH Footprint	Current Build Footprint	Current Build Coverage %	Footprint LI	Current Build LI	Footprint LI%	Current Build LI%
Champaign & Springfield- Decatur	234,420	105,587	45.04%	91,539	47,159	39.05%	44.66%
Chicago	3,867,718	2,649,039	68.49%	1,069,510	749,888	27.65%	28.31%
St. Louis	246,666	86,009	34.88%	84,320	29,162	34.19%	33.91%

Note: Total state households differ from DMA households because DMAs with no video build were removed from this list to improve readability.

Data as of December 31, 2024.



April 7, 2025

Chief Clerk's Office

Illinois Commerce Commission

527 E. Capitol Ave.

Springfield, IL 62701

RE: Highland Communication Services: Annual Cable Service Report, Docket Number 11-0029

Dear Clerk,

In accordance with Section 21-1101(j) of the Public Utilities Act, we enclose for filing Highland Communication Services' annual cable service information report.

By way of background, Highland Communication Services filed its original "Application for State-Issued Authorization to Provide Cable Service" on January 11, 2011, which was approved on January 21, 2011. As of May 19, 2015, Highland Communication Services had completed Phase 1, 2 and 3 of the designated area. Video was operational on December 1, 2011.

The attached spreadsheet provides households and subscriber information relative to Highland Communication Service State-Issued Authorization service area footprint as of April 1, 2025.

Please contact the undersigned if you have any questions.

Sincerely,

Angela F. Imming

Director, Technology and Innovation, City of Highland

Highland Communication Services
 2025 Annual Cable Services Report
 Docket No. 11-00-29

	Number of Households	Number of Households passed by HCS	Number of Households with Access to HCS Video	Number of Households w/income below \$35,000	Number of households passed by HCS w/income below \$35,000	Number of households w/income <\$35,000 w/access to HCS video service
Phase 1, 2 & 3	5,382	4,881	4,881	1,114	1,031	1,031

GF#17



Lauren Predmore
Paralegal II, Legal Affairs

March 18, 2025

Illinois Commerce Commission
Chief Clerk Elizabeth Rolando
527 East Capitol Avenue
Springfield, Illinois 62701

RECEIVED
MAR 25 2025

ILLINOIS COMMERCE COMMISSION
CHIEF CLERK'S OFFICE

**RE: Docket 14-0009 Mediacom Illinois LLC
Annual Cable Service Report**

Dear Ms. Rolando:

Please find attached the annual cable service report for Mediacom Illinois LLC ("Mediacom") pursuant to Section 1101(j) of the Cable and Video Competition Law of 2007 (220 ILCS 5/21-100, et. Seq.). Mediacom was granted a state-issued authorization to offer or provide cable or video service on January 23, 2014.

The report provides the required household information for Mediacom's service area footprint as of December 31, 2024.

Should you need anything further, please do not hesitate to contact me using the information below.

Sincerely,

/s/Lauren A. Predmore

Encl.

MEDIACOM ILLINOIS LLC				
ANNUAL CABLE SERVICE REPORT--AS OF DECEMBER 31, 2024				
LFA	Number of Households in Service Area	Number of Households in Service Area Offered Access to Video Service by Mediacom Illinois	Number of Households in Service Area with Income below \$35,000	Service Area with Income below \$35,000 offered access to Video Service by Mediacom Illinois LLC
CITY OF ABINGDON	1,495	1,495	550	550
CITY OF ALTAMONT	994	994	207	207
CITY OF ATLANTA	762	762	139	139
CITY OF CARBONDALE	9,864	9,864	5,407	5407
CITY OF CARTERVILLE	2,654	2,654	518	518
CITY OF CARTHAGE	1,104	1,104	217	217
CITY OF CASEY	1,131	1,131	373	373
CITY OF CHARLESTON	7,352	7,352	2,709	2709
CITY OF CHENOA	637	637	170	170
CITY OF CHILLICOTHE	2,842	2,842	521	521
CITY OF CLINTON	3,167	3,167	995	995
CITY OF DALLAS CITY	441	441	152	152
CITY OF DANVERS	387	387	92	92
CITY OF DELAVAN	630	630	132	132
CITY OF EARLVILLE	832	832	315	315
CITY OF EFFINGHAM	5,196	5,196	1,417	1417
CITY OF ELDORADO	1,745	1,745	761	761
CITY OF EL PASO	1,001	1,001	268	268
CITY OF ELMWOOD	921	921	131	131
CITY OF ESSEX	321	321	41	41
CITY OF EUREKA	2,148	2,148	763	763
CITY OF FAIRBURY	1,535	1,535	366	366
CITY OF FARMER CITY	769	769	160	160
CITY OF FARMINGTON	799	799	177	177
CITY OF GALVA	1,073	1,073	401	401
CITY OF GENESEO	2,982	2,982	566	566
CITY OF GIBSON CITY	1,621	1,621	663	663
CITY OF HENRY	975	975	326	326
CITY OF HERRIN	5,479	5,479	1,636	1636
CITY OF HUTSONVILLE	242	242	110	110
CITY OF JACKSONVILLE	6,721	6,721	1,909	1909
CITY OF LACON	737	737	216	216
CITY OF LANARK	642	642	153	153
CITY OF LE ROY	1,404	1,404	273	273
CITY OF LEXINGTON	836	836	112	112
CITY OF MARION	7,983	7,983	2,690	2690
CITY OF MARSEILLES	1,703	1,703	429	429
CITY OF MARSHALL	1,837	1,837	463	463
CITY OF MATTOON	7,827	7,827	2,888	2888
CITY OF MINONK	824	824	190	190
CITY OF MONTICELLO	2,690	2,690	493	493
CITY OF MOUNT CARROLL	654	654	174	174
CITY OF MURPHYSBORO	3,390	3,390	1,350	1350
CITY OF NAUVOO	326	326	131	131
CITY OF NEOGA	493	493	137	137

CITY OF OAKLAND	452	452	178	178
CITY OF OTTAWA	7,557	7,557	2,012	2012
CITY OF PAXTON	1,809	1,809	536	536
CITY OF PONTIAC	4,680	4,680	1,482	1482
CITY OF ROBINSON	2,431	2,431	633	633
CITY OF SAVANNA	1,481	1,481	656	656
CITY OF ST. ELMO	494	494	200	200
CITY OF STREATOR	5,655	5,655	1,843	1843
CITY OF SULLIVAN	1,780	1,780	446	446
CITY OF TUSCOLA	2,019	2,019	530	530
CITY OF VILLA GROVE	1,022	1,022	225	225
CITY OF WATSEKA	2,120	2,120	825	825
CITY OF WENONA	512	512	205	205
CITY OF WEST FRANKFORT	3,056	3,056	1,183	1,183
CITY OF WYOMING	717	717	241	241
CITY OF YATES	294	294	82	82
BRUCE TOWNSHIP	5,522	5,522	1,897	1897
DAYTON TOWNSHIP	804	804	212	212
EAGLE TOWNSHIP	743	743	201	201
OTTER CREEK TOWNSHIP	1,092	1,092	334	334
READING TOWNSHIP	873	873	216	216
SOUTH OTTAWA TOWNSHIP	3,379	3,379	786	786
TOWN OF ANNAWAN	403	403	96	96
TOWN OF ATKINSON	526	526	122	122
TOWN OF CHATSWORTH	560	560	177	177
VILLAGE OF ALEXIS	308	308	81	81
VILLAGE OF ALTONA	203	203	47	47
VILLAGE OF ANCHOR	80	80	25	25
VILLAGE OF ANDOVER	185	185	58	58
VILLAGE OF ARTHUR	970	970	356	356
VILLAGE OF ASHMORE	314	314	102	102
VILLAGE OF AVON	296	296	129	129
VILLAGE OF BAY VIEW GARDENS	129	129	68	68
VILLAGE OF BELLFLOWER	145	145	26	26
VILLAGE OF BEMENT	655	655	153	153
VILLAGE OF BENSON	203	203	32	32
VILLAGE OF BIG ROCK	422	422	48	48
VILLAGE OF BRACEVILLE	288	288	66	66
VILLAGE OF BRADFORD	322	322	90	90
VILLAGE OF BRIMFIELD	307	307	92	92
VILLAGE OF BUDA	199	199	75	75
VILLAGE OF BUFFALO	171	171	71	71
VILLAGE OF BULPITT	75	75	29	29
VILLAGE OF BUREAU	110	110	44	44
VILLAGE OF CALEDONIA	99	99	25	25
VILLAGE OF CAMARGO	193	193	54	54
VILLAGE OF CAMBRIDGE	829	829	149	149
VILLAGE OF CANTRALL	56	56	19	19
VILLAGE OF CAPRON	354	354	65	65
VILLAGE OF CERRO GORDO	536	536	92	92
VILLAGE OF CHAPIN	207	207	33	33
VILLAGE OF CLEARLAKE	3,525	3,525	666	666
VILLAGE OF COLFAX	365	365	89	89

VILLAGE OF COLP	86	86	55	55
VILLAGE OF CORDOVA	278	278	55	55
VILLAGE OF CORNELL	168	168	58	58
VILLAGE OF CORTLAND	1,577	1,577	146	146
VILLAGE OF CRAINVILLE	714	714	178	178
VILLAGE OF CRESCENT CITY	207	207	83	83
VILLAGE OF CULLOM	242	242	47	47
VILLAGE OF DAVIS JUNCTION	857	857	93	93
VILLAGE OF DAWSON	227	227	43	43
VILLAGE OF DEER CREEK	245	245	34	34
VILLAGE OF DE LAND	190	190	65	65
VILLAGE OF DESOTO	741	741	232	232
VILLAGE OF DOWNS	546	546	57	57
VILLAGE OF DUNFERMLINE	164	164	46	46
VILLAGE OF DUNLAP	530	530	63	63
VILLAGE OF DWIGHT	1,557	1,557	353	353
VILLAGE OF EAST BROOKLYN	35	35	19	19
VILLAGE OF EDGEWOOD	181	181	85	85
VILLAGE OF EDINBURG	445	445	71	71
VILLAGE OF ELBURN	2,479	2,479	328	328
VILLAGE OF ELKHART	199	199	44	44
VILLAGE OF EMDEN	189	189	43	43
VILLAGE OF ENERGY	505	505	92	92
VILLAGE OF FAIRVIEW	173	173	41	41
VILLAGE OF FARINA	211	211	89	89
VILLAGE OF FISHER	595	595	71	71
VILLAGE OF FORREST	451	451	100	100
VILLAGE OF FRANKLIN	208	208	58	58
VILLAGE OF GARRETT	60	60	27	27
VILLAGE OF GAYS	77	77	32	32
VILLAGE OF GERMANTOWN HILLS	559	559	113	113
VILLAGE OF GIFFORD	347	347	74	74
VILLAGE OF GILBERTS	2,829	2,829	250	250
VILLAGE OF GLASFORD	352	352	66	66
VILLAGE OF GODLEY	237	237	76	76
VILLAGE OF GOOD HOPE	163	163	43	43
VILLAGE OF GOODFIELD	365	365	64	64
VILLAGE OF GRANT PARK	472	472	112	112
VILLAGE OF GRANVILLE	636	636	117	117
VILLAGE OF GREENUP	733	733	229	229
VILLAGE OF GREENVIEW	393	393	104	104
VILLAGE OF GRIDLEY	539	539	155	155
VILLAGE OF HAMMOND	262	262	62	62
VILLAGE OF HAMPSHIRE	2,598	2,598	313	313
VILLAGE OF HANNA	717	717	129	129
VILLAGE OF HARRISBURG	3,568	3,568	1,349	1,349
VILLAGE OF HARTSBURG	206	206	20	20
VILLAGE OF HARVEL	98	98	38	38
VILLAGE OF HEBRON	507	507	76	76
VILLAGE OF HENDERSON	103	103	46	46
VILLAGE OF HENNEPIN	313	313	69	69
VILLAGE OF HEYWORTH	952	952	157	157

VILLAGE OF HILLSDALE	175	175	42	42
VILLAGE OF HINCKLEY	894	894	153	153
VILLAGE OF HINDSBORO	159	159	42	42
VILLAGE OF HOPEDALE	291	291	96	96
VILLAGE OF HOPEWELL	196	196	27	27
VILLAGE OF HUDSON	685	685	48	48
VILLAGE OF HUMBOLDT	153	153	46	46
VILLAGE OF IVESDALE	87	87	26	26
VILLAGE OF JEISYVILLE	37	37	17	17
VILLAGE OF KANEVILLE	257	257	41	41
VILLAGE OF KANGLEY	131	131	36	36
VILLAGE OF KANSAS	370	370	135	135
VILLAGE OF KINCAID	594	594	186	186
VILLAGE OF KIRKLAND	576	576	72	72
VILLAGE OF LELAND	439	439	131	131
VILLAGE OF LOAMI	331	331	82	82
VILLAGE OF LODA	110	110	42	42
VILLAGE OF LOMAX	118	118	47	47
VILLAGE OF LONDON MILLS	143	143	65	65
VILLAGE OF LOUISVILLE	514	514	206	206
VILLAGE OF MACKINAW	775	775	229	229
VILLAGE OF MAHOMET	3,251	3,251	333	333
VILLAGE OF MALTA	536	536	132	132
VILLAGE OF MANLIUS	154	154	38	38
VILLAGE OF MANSFIELD	420	420	72	72
VILLAGE OF MAPLE PARK	639	639	68	68
VILLAGE OF MAQUON	77	77	30	30
VILLAGE OF MARK	251	251	39	39
VILLAGE OF MATHERVILLE	262	262	76	76
VILLAGE OF MCLEAN	277	277	35	35
VILLAGE OF MECHANICSBURG				
	307	307	76	76
VILLAGE OF MELVIN	168	168	94	94
VILLAGE OF METAMORA	1,584	1,584	248	248
VILLAGE OF MIDDLETOWN	98	98	44	44
VILLAGE OF MILLEDGEVILLE	508	508	129	129
VILLAGE OF MINERAL	97	97	49	49
VILLAGE OF MINIER	412	412	96	96
VILLAGE OF MOMENCE	1,183	1,183	296	296
VILLAGE OF MORRISONVILLE	386	386	95	95
VILLAGE OF MOUNT AUBURN	198	198	73	73
VILLAGE OF NEPONSET	160	160	51	51
VILLAGE OF NEW BERLIN	564	564	131	131
VILLAGE OF NEW HOLLAND	96	96	24	24
VILLAGE OF OBLONG	713	713	295	295
VILLAGE OF ODELL	345	345	87	87
VILLAGE OF OQUAWKA	497	497	208	208
VILLAGE OF ORANGEVILLE	384	384	88	88
VILLAGE OF ORION	688	688	112	112
VILLAGE OF PALESTINE	596	596	157	157
VILLAGE OF PALMER	99	99	54	54
VILLAGE OF PESOTUM	230	230	36	36
VILLAGE OF PITTSBURG	228	228	67	67
VILLAGE OF PONTOOSUC	50	50	29	29
VILLAGE OF POPLAR GROVE	1,470	1,470	130	130

VILLAGE OF PORT BYRON	775	775	165	165
VILLAGE OF PRAIRIE CITY	151	151	85	85
VILLAGE OF PRINCEVILLE	700	700	146	146
VILLAGE OF RANTOUL	5,086	5,086	1,604	1,604
VILLAGE OF REYNOLDS	220	220	20	20
VILLAGE OF RINGWOOD	274	274	37	37
VILLAGE OF ROANOKE	763	763	139	139
VILLAGE OF ROSEVILLE	358	358	87	87
VILLAGE OF RUTLAND	99	99	47	47
VILLAGE OF SAN JOSE	228	228	63	63
VILLAGE OF SAUNEMIN	147	147	45	45
VILLAGE OF SAYBROOK	287	287	110	110
VILLAGE OF SECOR	122	122	37	37
VILLAGE OF SHABBONA	313	313	94	94
VILLAGE OF SHANNON	366	366	122	122
VILLAGE OF SHEFFIELD	335	335	91	91
VILLAGE OF SHELDON	605	605	231	231
VILLAGE OF SHERIDAN	426	426	114	114
VILLAGE OF SHERRARD	291	291	50	50
VILLAGE OF SIBLEY	101	101	38	38
VILLAGE OF SOMONAUK	662	662	140	140
VILLAGE OF SOUTH JACKSONVILLE	1,677	1,677	537	537
VILLAGE OF SOUTH WILMINGTON	233	233	44	44
VILLAGE OF SPARLAND	158	158	77	77
VILLAGE OF SPRING BAY	202	202	71	71
VILLAGE OF SPRING GROVE	1,867	1,867	70	70
VILLAGE OF ST. AUGUSTINE	63	63	33	33
VILLAGE OF ST. DAVID	243	273	70	70
VILLAGE OF STANDARD	150	150	57	573
VILLAGE OF STANFORD	191	191	50	50
VILLAGE OF STEWARDSON	334	334	94	94
VILLAGE OF STOY	86	86	17	17
VILLAGE OF STRASBURG	204	204	53	53
VILLAGE OF STRAWN	36	36	13	13
VILLAGE OF STRONGHURST	400	400	90	90
VILLAGE OF SUGAR GROVE	3,529	3,529	397	397
VILLAGE OF TAMPICO	225	225	67	67
VILLAGE OF TEUTOPOLIS	689	689	117	117
VILLAGE OF THOMASBORO	434	434	113	113
VILLAGE OF TILDEN	218	318	153	153
VILLAGE OF TIMBERLANE	392	392	21	21
VILLAGE OF TOLEDO	502	502	171	171
VILLAGE OF TOLONO	1,374	1,374	116	116
VILLAGE OF TOLUCA	512	512	147	147
VILLAGE OF TOVEY	242	242	54	54
VILLAGE OF TOWANDA	170	170	51	51
VILLAGE OF VARNA	164	164	59	59
VILLAGE OF VIOLA	412	412	94	94
VILLAGE OF WALNUT	581	581	163	163
VILLAGE OF WAPELLA	215	215	36	36
VILLAGE OF WASHBURN	444	444	98	98
VILLAGE OF WATAGA	334	334	103	103

VILLAG OF WATERMAN	481	481	59	59
VILLAGE OF WAYNESVILLE	158	158	36	36
VILLAGE OF WELDON	137	137	40	40
VILLAGE OF WESTFIELD	199	199	50	50
VILLAGE OF WILLIAMSFIELD	187	187	36	36
VILLAGE OF WINDSOR	350	350	89	89
VILLAGE OF WOODLAND	131	131	42	42
BOONE COUNTY	19,155	1,154	4248	256
CHAMPAIGN COUNTY	87,772	5,694	27829	1805
CLARK COUNTY	6,597	1,350	1722	352
CRAWFORD COUNTY	7,411	1,850	2218	554
DE KALB COUNTY	39,314	1,937	11774	580
DOUGLAS COUNTY	7,821	1,790	1983	454
EFFINGHAM COUNTY	14,030	2,881	3407	700
FAYETTE COUNTY	7,832	370	2751	130
FULTON COUNTY	13,902	1,007	5474	397
IROQUOIS COUNTY	11,333	1,633	3576	515
JACKSON COUNTY	23,088	10553	10311	4713
KANE COUNTY	183,196	2651	30406	440
LIVINGSTON COUNTY	14,614	3975	4091	1113
McHENRY COUNTY	116,329	607	17364	91
McLEAN COUNTY	69,072	2,863	18398	763
MERCER COUNTY	6,413	983	1596	245
MORGAN COUNTY	13,125	3,878	4062	1200
MOULTRIE COUNTY	5,822	823	1513	214
PEORIA COUNTY	77,074	3072	24135	962
PIATT COUNTY	6,851	1,172	1326	227
PUTNAM COUNTY	2,473	380	570	88
SANGAMON COUNTY	84,290	919	22799	249
UNION COUNTY	6,914	280	2625	106
WARREN COUNTY	6,722	264	1710	67
WINNEBAGO COUNTY	115,449	1215	36353	383
WOODFORD COUNTY	14,704	2737	3160	588
Total:	1,205,783	300,648	313528	78175



Lauren Predmore
Paralegal II, Legal Affairs

March 18, 2025

RECEIVED
MAR 25 2025

Illinois Commerce Commission
Chief Clerk Elizabeth Rolando
527 East Capitol Avenue
Springfield, Illinois 62701

**ILLINOIS COMMERCE COMMISSION
CHIEF CLERK'S OFFICE**

**RE: Docket 14-0100 MCC Illinois LLC
Annual Cable Service Report**

Dear Ms. Rolando:

Please find attached the annual cable service report for MCC Illinois LLC ("Mediacom") pursuant to Section 1101(j) of the Cable and Video Competition Law of 2007 (220 ILCS 5/21-100, et. Seq.). Mediacom was granted a state-issued authorization to offer or provide cable or video service on March 5, 2014.

The report provides the required household information for Mediacom's service area footprint as of December 31, 2024.

Should you need anything further, please do not hesitate to contact me using the information below.

Sincerely,

/s/Lauren A. Predmore

Encl.

MCC ILLINOIS LLC

ANNUAL CABLE SERVICE REPORT--AS OF DECEMBER 31, 2024

LFA	Number of Households in		Number of Households in		Service Area with Income	
	Service Area	Video Service by MCC Illinois LLC	Service Area Offered Access to Video Service by MCC Illinois LLC	Service Area with Income below \$35,000	Service Area with Income below \$35,000 offered access to Video Service by MCC Illinois LLC	Service Area with Income below \$35,000 offered access to Video Service by MCC Illinois LLC
CITY OF ALEDO	1,559	1,559	365	365	365	
CITY OF EAST DUBUQUE	707	707	195	195	195	
CITY OF EAST MOLINE	8,105	8,105	2,223	2,223	2,223	
CITY OF GALENA	1,692	1,692	491	491	491	
CITY OF HAMILTON	1,161	1,161	380	380	380	
CITY OF JOHNSTON CITY	1,551	1,551	559	559	559	
CITY OF MARTINSVILLE	542	542	184	184	184	
CITY OF MOLINE	18,135	18,135	5,344	5,344	5,344	
CITY OF MORRISON	1,427	1,427	376	376	376	
CITY OF PEARL CITY	290	290	78	78	78	
CITY OF PROPHETSTOWN	673	673	149	149	149	
CITY OF ROCK ISLAND	15,679	15,679	5,024	5,024	5,024	
CITY OF SAVANNA	1,481	1,481	656	656	656	
CITY OF SILVIS	4,039	4,039	943	943	943	
CITY OF WARSAW	695	695	237	237	237	
TOWN OF SIGEL	147	147	32	32	32	
VILLAGE OF ALBANY	320	320	76	76	76	
VILLAGE OF ANDALUSIA	505	505	72	72	72	
VILLAGE OF APPLE RIVER	127	127	54	54	54	
VILLAGE OF CARBON CLIFF	840	840	295	295	295	
VILLAGE OF CHADWICK	237	237	48	48	48	
VILLAGE OF CLEVELAND	77	77	16	16	16	
VILLAGE OF COAL VALLEY	1,936	1,936	332	332	332	
VILLAGE OF COLONA	2,108	2,108	219	219	219	
VILLAGE OF DAKOTA	215	215	66	66	66	
VILLAGE OF DAVIS	193	193	44	44	44	
VILLAGE OF DAVIS JUNCTION	857	857	93	93	93	

VILLAGE OF DURAND	554	554	155	155
VILLAGE OF ELIZABETH	386	386	182	182
VILLAGE OF ERIE	749	749	114	114
VILLAGE OF FULTON	1,660	1,660	632	632
VILLAGE OF HAMPTON	875	875	162	162
VILLAGE OF HANOVER	422	422	211	211
VILLAGE OF HOOPPOLE	67	67	25	25
VILLAGE OF LENA	1,179	1,179	241	241
VILLAGE OF LYNDON	245	245	89	89
VILLAGE OF MILAN	2,470	2,470	680	680
VILLAGE OF OAK GROVE	188	188	80	80
VILLAGE OF ORION	688	688	112	112
VILLAGE OF PECATONICA	924	924	192	192
VILLAGE OF ROCK CITY	130	130	29	29
VILLAGE OF SCALES MOUND	182	182	31	31
VILLAGE OF STOCKTON	836	836	265	265
VILLAGE OF THOMSON	223	223	91	91
VILLAGE OF WARREN	586	586	120	120
VILLAGE OF WINNEBAGO	1,181	1,181	170	170
VILLAGE OF WINSLOW	139	139	52	52
CARROLL COUNTY	6,478	1,992	2,054	632
COLES COUNTY	20,335	7,583	7,413	2,764
JO DAVIESS COUNTY	10,385	2,268	2,415	527
ROCK ISLAND COUNTY	61,192	23,632	18,920	7,307
STEPHENSON COUNTY	19,469	1,349	6,330	439
WHITESIDE COUNTY	23,215	2,580	7,125	792
WILLIAMSON COUNTY	28,774	8,348	8,534	2,476
TOTAL:	248,830	126,734	74,975	38,186



March 3, 2025

RECEIVED
MAR 04 2025

Liz Rolando
Chief Clerk
Illinois Commerce Commission
527 East Capitol Avenue
Springfield, Illinois 62701

ILLINOIS COMMERCE COMMISSION
CHIEF CLERK'S OFFICE

Re: Annual Cable Service Report; Comcast of Chicago, Inc.; Comcast of Georgia/Illinois/Michigan, LLC; Comcast of Illinois III, Inc.; and Comcast of South Chicago, Inc.

Dear Chief Clerk Rolando:

In accordance with Section 21-1101(j) of the Cable and Video Competition Law of 2007 ("Act"), provided below is the Annual Cable Service Report through December 31, 2024, for: Comcast of Chicago, Inc. (Chicago Area 1); Comcast of Georgia/Illinois/Michigan, LLC (Chicago Areas 2 and 3); Comcast of Illinois III, Inc. (Chicago Area 4); and Comcast of South Chicago, Inc. (Chicago Area 5).

With respect to the city of Chicago, Comcast is an "incumbent cable operator"¹ because, on January 1, 2007, Comcast provided cable service in and throughout the city of Chicago pursuant to local franchise agreements. Pursuant to and in accordance with those local franchise agreements, Comcast provided cable service access to 100% of low-income households through its city of Chicago "footprint." Because Comcast is an incumbent cable operator under the Act, Comcast must provide cable access in its service territory (i.e. city of Chicago) on the same terms and in a geographic area no smaller than it did on June 30, 2007. Comcast continues to provide cable access in Chicago at the same levels and throughout the same geographic area as it did on June 30, 2007. Therefore, Comcast is fully compliant with these obligations under the Act.

¹ "Incumbent cable operator" means a person or entity that provided cable services or video services in a particular area under a franchise agreement with a local unit of government pursuant to Section 11-42-11 of the Illinois Municipal Code (65 ILCS 5/11-42-11) or Section 5-1095 of the Counties Code (55 ILCS 5/5-1095) on January 1, 2007. [See 220 ILCS 5/21-201(m)]

The United States Census Bureau's most recent estimate of the number of "low-income households,"² as defined in Section 21-201(p) of the Act, located within the city of Chicago is 300,115. Comcast provides access to 100% of low-income households (i.e. 300,115) throughout the city of Chicago.

Please contact me at (847) 239-2304 if you have any questions or need additional information.

Sincerely,

A handwritten signature in black ink, appearing to read "Grace Hong Duffin", with a horizontal line extending to the right.

Grace Hong Duffin
Vice President, Government Affairs

² The U.S. Census Bureau reported number of "low-income households" has been updated utilizing the 2019-2023 American Community Survey (ACS) 5-Year Estimates which provides estimates of various demographic data, including household income, annually through the American Community Survey.



1100 Sportsman Dr
Taylorville, IL 62568

www.ctitech.com
(217) 824-6398

RECEIVED

APR 02 2025

**ILLINOIS COMMERCE COMMISSION
CHIEF CLERK'S OFFICE**

Chief Clerk's Office
Illinois Commerce Commission
527 E. Capitol Ave.
Springfield, IL 62701

RE: Computer Techniques, LLC d.b.a CTI Fiber annual cable service report

Dear Clerk,

In accordance with Section 21-1101(j) of the Public Utilities Act, we enclose for filing Computer Techniques, LLC d.b.a CTI Fiber's annual cable service information report.

Computer Techniques, LLC filed for its original "Application for State-Issued Authorization to Provide Cable Service" on February 23rd, 2015 and was approved on March 11th, 2015.

This is Computer Techniques, LLC's tenth annual report since authorized to provide cable service. Computer Techniques, LLC has constructed facilities in Assumption, IL, Blue Mound, IL, Bulpitt, IL, Edinburg, IL, Hillsboro, IL, Irving, IL, Kincaid, IL, Langleyville, IL, Litchfield, IL, Nokomis, IL, Pana, IL, Raymond, IL, Rochester, IL, Stonington, IL, Taylorville, IL, and Witt IL. Construction is ongoing in Auburn, IL, Greenville, IL, Litchfield, IL, Pawnee, IL, Vandalia, IL, and Virden IL.

The attached spreadsheet provides households and subscriber information relative to Computer Techniques, LLC's service area footprint as of January 31st, 2025.

Please contact me if you have any questions.

Sincerely,

Aaron K. Bialas

Regional Network Manager, Computer Techniques, LLC

Computer Techniques, Inc. d.b.a. CTI Fiber
2024 Annual Cable Services Report

	Number of Households	Number of Households passed by CTI	Number of Households with access to CTI Video	Number of Households with income below \$35k	Number of Households passed by CTI with income below \$35k	Number of households with income below \$35k with access to CTI Video
Assumption, IL	517	512	512	149	149	149
Blue Mound, IL	433	411	411	73	73	73
Bulpitt, IL	76	76	76	19	19	19
Edinburg, IL	445	445	445	61	61	61
Hillsboro, IL	1720	1703	1703	633	633	633
Irving, IL	154	154	154	74	74	74
Kincaid, IL	597	597	597	177	177	177
Langleyville, IL	127	127	127	8	8	8
Litchfield, IL	3031	1212	1212	453	453	453
Nokomis, IL	835	835	835	256	256	256
Pana, IL	2183	2161	2161	858	858	858
Raymond, IL	421	379	379	104	104	104
Rochester, IL	1383	1383	1383	104	104	104
Stonington, IL	293	293	293	80	80	80
Taylorville, IL	4854	4805	4805	1696	1696	1696
Witt, IL	340	340	340	129	129	129
TOTAL	17409	15433	15433	4874	4874	4874



Wagner Consulting LLC
A VETERAN-OWNED AND OPERATED MANAGEMENT CONSULTING FIRM

March 6, 2025

Ms. Lori Linkey
Office of the Chief Clerk
Illinois Commerce Commission
527 East Capitol Avenue
Springfield, IL 62701

Via USPS



ILLINOIS COMMERCE COMMISSION
CHIEF CLERK'S OFFICE

Re: **Docket No. 15-0170: Illinois Electric Cooperative (IEC) Annual Cable Service Area Report**

Dear Ms. Linkey:

Herewith for filing with the Illinois Commerce Commission, please find the above-referenced Annual Report in accordance with Section 21-1101(j) of the Illinois Public Utilities Act as follows:

Local Unit of Government	# of Households in Service Area	# of Households in Service Area Passed by IEC Video	# of Low Income Households Passed by IEC Video Service	# of Low Income Households in Service Area
-				
-				
Total	-	-	-	-

IEC has not offered, nor has it provided cable and video service to Illinois customers or subscribers during this reporting period.

Please contact the undersigned at 217 620-1018 or pete@wagnerconsulting-usa.com should you have any questions or concerns.

Sincerely,

Peter J. Wagner
Consultant to Illinois Electric Cooperative
Wagner Consulting LLC

Cc: Mr. Randy Long, Illinois Electric Cooperative



PO Box 32072 Charlotte, North Carolina 28232
St. Louis, Missouri USA

Phone: **217 620-1018**
Charlotte, North Carolina USA



Lauren Predmore
Paralegal II, Legal Affairs

March 18, 2025

RECEIVED
MAR 25 2025

Illinois Commerce Commission
Chief Clerk Elizabeth Rolando
527 East Capitol Avenue
Springfield, Illinois 62701

**ILLINOIS COMMERCE COMMISSION
CHIEF CLERK'S OFFICE**

**RE: Docket 15-0352 Mediacom Southeast LLC
Annual Cable Service Report**

Dear Ms. Rolando:

Please find attached the annual cable service report for Mediacom Southeast LLC ("Mediacom") pursuant to Section 1101(j) of the Cable and Video Competition Law of 2007 (220 ILCS 5/21-100, et. Seq.). Mediacom was granted a state-issued authorization to offer or provide cable or video service on June 3, 2015.

The report provides the required household information for Mediacom's service area footprint as of December 31, 2024.

Should you need anything further, please do not hesitate to contact me using the information below.

Sincerely,

/s/Lauren Predmore

Encl.

MEDIACOM SOUTHEAST LLC ANNUAL CABLE SERVICE REPORT--AS OF DECEMBER 31, 2024

LFA	Number of Households in Service Area	Number of Households in Service Area Offered Access to Video Service by Mediacom Southeast LLC	Number of Households in Service Area with Income below \$35,000	Number of Households in Service Area with Income below \$35,000 offered access to Video Service by Mediacom Southeast LLC
CITY OF MOUND	202	202	99	99
VILLAGE OF COBDEN	420	420	159	159
VILLAGE OF GREEN VALLEY	303	303	76	76
VILLAGE OF MONROE CENTER	169	169	42	42
VILLAGE OF NAPLATE	225	225	73	73
VILLAGE OF ROYALTON	526	526	213	213
PERRY COUNTY	7,994	47	2,598	15
TOTALS	9839	1892	3260	662

Annual Cable Service Report of RCN Telecom Services of Illinois, LLC

December 31, 2024

Service Area	# of Households	# of Households Passed by Astound System	# of Households with Access to Astound video	# of Households with income below \$35k	# of Households Passed by Astound Systems w/income below \$35k	# of Households w/Income under \$35k w/access to Astound Video Service	# of Households %
Alsip	6,575	6,575	6,575	1,052	1,052	1,052	16.0%
Arlington Heights	30,688	23,531	23,531	5,888	5,888	5,888	25.0%
Blue Island	8,650	7,428	7,428	1,463	1,463	1,463	19.7%
Calumet City	13,972	13,608	13,608	6,329	6,329	6,329	46.5%
Calumet Park	3,137	2,900	2,900	600	600	600	20.7%
Chicago Heights	10,509	10,859	10,859	4,522	4,522	4,522	41.6%
City of Chicago (Area 1)*	414,712	320,205	320,205	115,550	115,550	115,550	36.1%
City of Chicago (Area 5)*	207,087	183,790	183,790	66,169	66,169	66,169	36.0%
Crestwood	4,789	3,816	3,816	1,482	1,482	1,482	38.8%
Des Plaines	22,191	17,835	17,835	5,198	5,198	5,198	29.1%
Elgin	35,075	35,279	35,279	9,894	9,894	9,894	28.0%
Evanston	29,016	25,756	25,756	4,352	4,352	4,352	16.9%
Evergreen Park	8,316	8,169	8,169	931	931	931	11.4%
Gilberts	2,213	2,788	2,788	97	97	97	3.5%
Glen Ellyn	10,577	9,903	9,903	2,288	2,288	2,288	23.1%
Glendale Heights	11,329	8,136	8,136	2,675	2,675	2,675	32.9%
Glenview	16,853	12,069	12,069	3,139	3,139	3,139	26.0%
Lincolnwood	4,640	4,420	4,420	790	790	790	17.9%
Midlothian	5,849	5,436	5,436	957	957	957	17.6%
Mt Prospect	20,290	13,130	13,130	4,457	4,457	4,457	33.9%
Naperville	50,073	50,729	50,729	6,562	6,562	6,562	12.9%
Oak Forest	10,209	9,488	9,488	2,166	2,166	2,166	22.8%
Palos Park	1,953	2,102	2,102	371	371	371	17.6%
Park Ridge	14,085	13,908	13,908	2,577	2,577	2,577	18.5%
Prospect Heights	6,078	6,354	6,354	1,415	1,415	1,415	22.3%
Robbins	1,800	1,852	1,852	1,077	1,077	1,077	58.2%
Rolling Meadows	8,983	6,070	6,070	2,229	2,229	2,229	36.7%
Schaumburg	30,011	23,647	23,647	5,197	5,197	5,197	22.0%
South Holland	7,343	7,999	7,999	1,847	1,847	1,847	23.1%
Streamwood	13,260	11,862	11,862	2,324	2,324	2,324	19.6%
Unc Cook County	432	518	518	69	69	69	13.3%
Unc Dupage County	1,077	1,096	1,096	-	-	-	0.0%
Astound Broadband Total	1,005,197	844,683	844,683	262,616	262,616	262,616	31.1%

* Data on Chicago Area 1 & 5 is not available. Low income % is based on prorated Homes Passed multiplied by 36% which is the total Chicago low income % in 2017.

979245 799702 253886 799702 253886 253886 253886 31.7%



Wagner Consulting LLC
A VETERAN-OWNED AND OPERATED MANAGEMENT CONSULTING FIRM



March 28, 2025

via USPS

Office of the Chief Clerk
Illinois Commerce Commission
527 East Capitol Avenue
Springfield, IL 62701

Re: Docket No. 16-0051: Co-Mo Comm, Inc. DBA Co-Mo Connect Annual Cable and Video Service Area Report

Dear Chief Clerk:

Herewith for filing with the Illinois Commerce Commission, please find the above-referenced revised Annual Report in accordance with Section 21-11010) of the Illinois Public Utilities Act attached.

Co-Mo Comm, Inc. was granted Authorization to Provide Cable and Video Service Pursuant to Section 401 of the Cable & Video Competition Law of 2007" ("Law") in Commission Docket 16-0051.

Please contact the me at 217 620-1018 or pete@wagnerconsulting-usa.com should you have any questions or concerns.

Sincerely,

Peter J. Wagner
Consultant to Co-Mo Comm, Inc. DBA Co-Mo Connect

cc: Ms. Jennifer Prey, Co-Mo Comm, Inc.



PO Box 32072 Charlotte, North Carolina 28232

P. 217 620-1018

St. Louis, Missouri USA

Charlotte, North Carolina USA

www.wagnerconsulting-usa.com

CO-MO COMM, INC.

Illinois Service Area ^{xiv}

ICC #. 16-0051

2025 Annual Cable and Video Service Report for 2024

Local Unit of Government	# of Households In Service Area	# of Households Passed by Co-Mo Comm Video Service	# of Low Income Households Passed by Co-Mo Comm Video Service	# of Low Income Households in Service Area
City of Barry	619	619	233	233
City of Quincy ⁱ	17,226	17,226	6,132	6,132
Brown County ⁱⁱ	2094	2094	595	595
Calhoun County ⁱⁱⁱ	1671	1671	444	444
Hancock County ^{iv}	1431	1431	441	441
McDonough County ^v	1228	1228	530	530
Pike County ^{vi}	1402	1402	506	506
Schuyler County ^{vii}	724	724	180	180
Village of Augusta	275	275	118	118
Village of Bowen	188	188	115	115
Village of Coatsburg	80	80	8	8
Village of Golden	297	297	114	114
Village of Perry	147	147	83	83
Village of Plymouth	198	198	77	77
Fowler ^{ix}	44	44	27	27
Paloma ^x	55	55	12	12
Chambersburg Township	0	0	0	0
Fishook ^{x, xii}	19	19	3	3
Hersman ^{xi, xii}	21	21	7	7
Village of Liberty	140	140	33	33
Village of Payson	444	444	148	148
Village of Camp Point	420	420	126	126
Village of Camden	35	35	22	22
Village of Clayton	300	300	124	124
Village of Lima	48	48	7	7
Village of Loraine	0	0	0	0
Village of Mendon	394	394	111	111
Village of Ursa	245	245	80	80

Village of La Prairie	28	28	6	6
Marcelline ^{xii}	38	38	19	19
City of Mt. Sterling	956	956	349	349
Village of Plainville	104	104	35	35
Hull	175	175	63	63
Kinderhook	121	121	27	27
Meyer ^{ix,xii}	0	0	0	0
Mindale ^{xii,xiii}	0	0	0	0
TOTAL	31,167	31,167	10,775	10,775

ⁱ Service in the City of Quincy is governed by a franchise agreement, as modified from time to time, between a third-party cable infrastructure provider and the City.

ⁱⁱ Service includes the following Census Blocks*:

170099704002154	170099704003042	170099704003043	170099705002008
170099705002109	170099705002111	170099705002116	170099705002117
170099705002118	170099705002119		

ⁱⁱⁱ Service in Calhoun County is governed by special county right-of-way regulations applied to a third-party cable infrastructure provider.

^{xiv} During 2024 Co-Connect's CATV partner, Adams Fiber, began phaseout of its CATV service. Accordingly, the above numbers represent the peak service in 2024. By the end of 2024, Adams had largely transitioned customers to an OTT IPTV service and Co-Mo Connect CATV service was ceased.

^{iv} Service includes the following Census Blocks:*

170679543001006	170679543001008	170679543001009	170679543004053
170679543001023	170679543001024	170679543001025	170679543001010
170679543001031	170679543001032	170679543001033	170679543001026
170679543001035	170679543001036	170679543001037	170679543001034
170679543001039	170679543001041	170679543001042	170679543001038
170679543001044	170679543001045	170679543001046	170679543001043
170679543001048	170679543001049	170679543001050	170679543001047
170679543001052	170679543001054	170679543001055	170679543001051
170679543001057	170679543001058	170679543001059	170679543001056
170679543001061	170679543001062	170679543001063	170679543001060
170679543001065	170679543001066	170679543001067	170679543001064
170679543001069	170679543001070	170679543001071	170679543001068
170679543001075	170679543001089	170679543001090	170679543001074
170679543001139	170679543001140	170679543002134	170679543001075
170679543004004	170679543004013	170679543004014	170679543001137
170679543004016	170679543004017	170679543004018	170679543004003
170679543004022	170679543004023	170679543004024	170679543004004
170679543004026	170679543004027	170679543004028	170679543004015
170679543004030	170679543004031	170679543004032	170679543004019
170679543004034	170679543004036	170679543004037	170679543004025
170679543004039	170679543004040	170679543004041	170679543004029
170679543004043	170679543004044	170679543004045	170679543004033
170679543004048	170679543004049	170679543004051	170679543004038
			170679543004042
			170679543004046
			170679543004052

^v Service includes the following Census Blocks:*

171090111004097	171090111004141	171090111004142	171090111004143
171090111004147			

^{vi} Service includes the following Census Blocks:*

171499524002002	171499524002003	171499524002093	171499524002094
171499524002096	171499524002106	171499524002107	171499524002108
171499524002109	171499524002110		
171499524002114	171499524002124	171499524002125	171499524002126
171499524002174	171499524002177		171499524002180
171499524002179	171499524002181		
171499524002182	171499524002191		

^{vii} Service includes the following Census Blocks:*

171699701003005	171699701003007	171699701003008	171699701003012
171699701003013	171699701003066	171699701003071	171699701003073

171719706002100	171719706002025	171719706002070	171719706001010
171719706002034	171719706001081	171719706001084	171719706001085
171719706002026	171719706001051	171719706001039	

^{ix} Unincorporated Adams County. ^x

Unincorporated Pike County. ^{xi}

Unincorporated Brown County. ^{xii}

No US Census Data Available. ^{xiii}

Unincorporated Tazewell County

* 2020 Census household data limited to tract filtering.

STATE OF ILLINOIS
ILLINOIS COMMERCE COMMISSION

iTV-3, LLC)
d/b/a iTV-3 of Central Illinois, LLC)
)
Application for State-Issued Authorization to Provide) Docket No. 16-0311
Video Service Pursuant to Section 401 of the Cable)
and Video Competition Law of 2007)

AMENDED NOTICE OF FILING

PLEASE TAKE NOTICE that iTV-3, LLC d/b/a iTV-3 of Central Illinois, LLC, through its undersigned counsel, in compliance to 220 ILCS 5/21-1101(j), files the attached report to the Commission for each of the service areas as described in Section 5/21-1101(d) in which it provides access to its video service in the State.

Dated: March 20, 2025

Respectfully submitted,
iTV-3, LLC d/b/a iTV-3 of Central Illinois, LLC

By: /Joseph D. Murphy/
Joseph D. Murphy
Meyer Capel
A Professional Corporation
306 W. Church St.
Champaign, IL 61820
Phone: 217-352-0030
Email: jmurphy@meyercafel.com

Docket No. 16-0311

CERTIFICATE OF SERVICE

The undersigned attorney, under penalties as provided by law pursuant to Section 1-109 of the Code of Civil Procedure, certifies that the statements set forth in this instrument are true and correct and that the attached document, namely Amended Notice of Filing together with its attachment was submitted for filing with the Illinois Commerce Commission via e-docket and served upon the following persons by email this 20th day of March, 2025:

James Zolnierek
Case Manager
Illinois Commerce Commission
527 E. Capitol Ave.
Springfield, IL 62701
Email: jim.zolnierek@illinois.gov

Matthew L. Harvey
Office of General Counsel
Illinois Commerce Commission
160 N. LaSalle St., Ste. C-800
Chicago, IL 60601-3104
Email: matthew.harvey@illinois.gov

David Sackett
Economic Analyst
Illinois Commerce Commission
527 E. Capitol Ave.
Springfield, IL 62701
Email: david.sackett@illinois.gov

/Joseph D. Murphy/
Joseph D. Murphy

Community	Number of Households in Service Area	Number of Households in		Households in Service Area	
		Service Area Offered Access to Video Service by [MVPD]	Service Area with Income below \$35,000	Service Area with Income below \$35,000	with Income below \$35,000 Offered Access to Video Service by [MVPD]
Dunlap	530	523	53	53	53
Urbana	16,425	9,844	7,013	3,381	3,381
Champaign	36,493	20,575	12,590	5,747	5,747
Springfield	50,803	10,119	13,818	1,479	1,479
Chillicothe	2,842	2,384	512	512	512
Leland Grove	734	180	61	11	11
Unincorporated Tazewell County	628	628	109	109	109
Unincorporated Champaign County	1,260	1,260	160	160	160
Jacksonville	6,721	6,417	1,902	1,902	1,902
Unincorporated Morgan County	158	158	4	4	4
Chatham	5,621	4,791	556	404	404
Tremont	1,021	865	153	81	81
Creve Coeur	2,242	1,387	778	398	398
North Pekin	657	563	74	74	74
Marquette Heights	1,131	999	144	125	125
Unincorporated Sangamon County	237	237	22	22	22
Peoria Heights	2,832	1,943	632	370	370
West Peoria	1,947	1,812	461	441	441
O'Fallon	12,461	1,197	1,657	187	187
Collinsville	11,111	-	2,867	-	-
Edwardsville	9,640	2,644	1,803	572	572
Belleville	17,694	2,088	4,830	503	503
Swansea	5,587	715	855	72	72
Fairview Heights	7,090	3,054	1,361	549	549
Lincoln	5,972	5,103	1,839	1,435	1,435
Shiloh	5,556	1,604	783	196	196
Caseyville	1,498	1,306	343	343	343
Bellevue	900	726	241	164	164
Alton	10,811	-	3,903	-	-
STATEWIDE TOTALS	220,602	83,122	59,526	19,294	19,294



RECEIVED
MAR 19 2025

1919 McKinney Ave
Dallas, Texas 75201

Phone 972-908-4415
Email: kimberly.a.douglass@ftr.com

March 12, 2025

**ILLINOIS COMMERCE COMMISSION
CHIEF CLERK'S OFFICE**

Chief Clerk's Office
Illinois Commerce Commission
527 East Capitol Ave.
Springfield, IL 62701

Re: Video Law Sec. 21-1101 (j) Annual Report

Frontier Communications (Frontier North-IL) submits its Annual TV household data in accordance with Video Law Sec. 21-1101 (j).

a. HHs in service area	63,977
b. HHs video valid in service area	45,243
c. HHs in service area at state level	759,787
d. HHs video valid in service area at state level	46,167
e. Low income HHs in service area	6,971
f. Low income HHs video valid in service area	4,929
g. Low income HHs in service area at state level	89,772
h. Low income HHs video valid in service area at state level	5,039

Please let me know if there are any questions or concerns regarding this report.

Sincerely,

Kim Douglass
Regulatory Reporting Manager

STATE OF ILLINOIS
COMMERCE COMMISSION

WABASH INDEPENDENT NETWORKS, INC.)	
)	
Application for State-Issued Authorization to Provide)	Docket No. 16-0592
Cable Service Pursuant to Section 401 of the Cable)	
and Video Competition Law of 2007)	

NOTICE OF FILING

PLEASE TAKE NOTICE that Wabash Independent Networks, Inc., through its undersigned counsel, in compliance to 220 ILCS 5/21-1101(j), files the attached report to the Commission for each of the service areas as described in Section 5/21-1101(d) in which it provides access to its video service in the State.

Dated: March 19, 2025

Respectfully submitted,

WABASH INDEPENDENT NETWORKS, INC.

By:



Joseph D. Murphy
Meyer Capel
A Professional Corporation
306 W. Church St.
Champaign, IL 61820
Phone: 217-352-0030
Email: jmurphy@meyercapel.com


CERTIFICATE OF SERVICE

The undersigned attorney, under penalties as provided by law pursuant to Section 1-109 of the Code of Civil Procedure, certifies that the statements set forth in this instrument are true and correct and that the attached document, namely Notice of Filing together with its attachment was submitted for filing with the Illinois Commerce Commission via e-docket and served upon the following persons by email this 19th of March, 2025:

Jessica L. Cardoni
Administrative Law judge
Illinois Commerce Commission
160 N. LaSalle St., Ste. C-800
Chicago, IL 60601-3104
Email: Jessica.Cardoni@illinois.gov

James Zolnierek
Case Manager
Illinois Commerce Commission
527 E. Capitol Ave.
Springfield, IL 62701
Email: jim.zolnierek@illinois.gov

Marcy A. Sherrill
Office of General Counsel
Illinois Commerce Commission
160 N. LaSalle St., Ste. C-800
Chicago, IL 60601 Marcy.Sherrill@illinois.gov


Joseph D. Murphy



2024 Cable Service Annual Report

Community	Number of Households in Service Area	Number of Households in Service Area Offered		Households in Service Area with		Households in Service Area	
		Access to Video Service by [MVPD]	Income below \$35,000	Income below \$35,000	Offered Access to Video Service by [MVPD]	with Income below \$35,000	Offered Access to Video Service by [MVPD]
Odin	441	330	74	330	74	13	13
Iuka	191	191	44	191	44	44	44
Sandoval	516	45	153	45	153	46	46
STATEWIDE TOTALS	1,148	566	271	566	271	102	102



2116 S. 17th St., Mattoon, IL 61938 | consolidated.com | NASDAQ: CNSL

GF#17.1
ORIGINAL

March 19, 2024

RECEIVED
MAR 25 2024

By Federal Express

ILLINOIS COMMERCE COMMISSION
CHIEF CLERK'S OFFICE

Illinois Commerce Commission
527 East Capitol Avenue, Leland Building
Springfield, IL 62701

RE: Consolidated Communications Enterprise Services, Inc. - Notice of Termination of State-Issued Certificate of Franchise Authority, Pursuant to 220 ILCS 5/21-401 (2)(g)

Dear Chief Clerk:

This letter serves as notice that effective April 24, 2024, Consolidated Communications Enterprise Services, Inc (CCES) intends to terminate its State-Issued Certificate of Franchise Authority, granted in Docket 17-0199. After this date, CCES will no longer offer video services in the State of Illinois.

CCES advised its customers of its plans to withdraw through mailed notices on February 21, 2024 and March 5, 2024, which also advise customers of a special offer for video service they can obtain from DirectTV. (A few examples are attached.) CCES intends to send additional follow-up on March 20, April 10 and April 16 and to provide a splash screen on its service sometime before April 24. (That message is also attached.) In addition, CCES is now notifying the 34 units of government comprising its current serving area.

Should there be any questions regarding this filing, please feel free to contact me. Thank you for your attention to this matter.

Respectfully,

A handwritten signature in cursive script that reads 'Anita Yokiell'.

Anita Yokiell
Senior Regulatory Relations Specialist
anita.yokiell@consolidated.com
507-386-3661

Enclosures




221 E. Hickory St., Mankato, MN 56001 | consolidated.com | NASDAQ: CNSL

VERIFICATION

STATE OF Minnesota
COUNTY OF Blue Earth

Anita Yokiell, being duly sworn, deposes and says that she is the Senior Regulatory Relations Specialist for Consolidated Communications; that she has read the foregoing Application of Consolidated Communications, and all the attachments accompanying and referred to within the Application; and that the statements contained in the Application and the attachments are true, correct and complete to the best of her knowledge, information and belief.



Signature

To be completed by Notary Public:

Subscribed and sworn to before me
this 21 day of March, 2024


Signature

Notary Public Stamp:



Zito Media

102 South Main Street
Coudersport, PA 16915
800-365-6988

April 3, 2025

Illinois Commerce Commission
527 East Capitol Avenue
Springfield, Illinois 62701

RE: Annual Cable Service Report for Zito Midwest LLC

Illinois Commerce Commission:

Attached is the 2024 Annual Cable Service Report of households and subscribers per community served pursuant to Section 1001(j) of the Cable Video Competition Law of 2007 (220 IL 5/21-100 et seq.)

Zito Midwest received its statewide Cable and Video Authorization on June 7, 2017 in Docket 17-0245.

If there are any questions on the enclosed, please contact me directly at 814-260-9055.

Sincerely,

A handwritten signature in black ink, appearing to read 'Mark Lauer', followed by a horizontal line extending to the right.

Mark Lauer
Director of Accounting

JENAE HECK
ASSOCIATE GENERAL COUNSEL
PH: 602-364-6092
FAX: 602-364-6013
Jenae.Heck@cableone.biz

March 24, 2025

Chief Clerk's Office
Illinois Commerce Commission
527 E. Capitol Ave.
Springfield, IL 62701

**Re: Docket 20-0867
Cable One Inc.
ANNUAL CABLE AND VIDEO SERVICE REPORT FOR 2024**


Dear Chief Clerk:

Please find attached the annual cable and video service report of Cable One Inc. ("Cable One") pursuant to Section 1001(j) of the Cable and Video Competition Law of 2007 (220 ILCS 5/21-100, et seq.).

Should there be any questions or require further information, please do not hesitate to contact me.

Sincerely,

CABLE ONE, INC.



Jenae Heck
Associate General Counsel
Director of Regulatory Operations

Community	Number of Households in Service Area (1)	Number of Households in Service Area Offered Access to Video Service (2)	Number of Households in Service Area with Income below \$35,000 (3)	Number of Households in Service Area with Income below \$35,000 Offered Access to Video Service (4)
Bond County (uninc.)	2,411	21	400	3
Christian County (uninc.)	2,548	200	556	44
Edgar County (uninc.)	2,147	435	464	94
Fayette County (uninc.)	4,009	834	1,190	248
Franklin County (uninc.)	5,404	1,428	1,565	414
Fulton County (uninc.)	9	310	9	310
Jasper County (uninc.)	2,095	172	444	36
Lawrence County (uninc.)	2,475	1,408	564	321
Macon County (uninc.)	5,165	16	723	2
Macoupin County (uninc.)	5,402	180	1,074	36
Montgomery County (uninc.)	2,383	755	360	113
Perry County (uninc.)	3,419	0	713	0
Randolph County (uninc.)	3,604	63	978	17
Richland County (uninc.)	2,406	937	481	187
Shelby County (uninc.)	4,848	1,272	940	247
Union County (uninc.)	3,541	238	976	66
Vermillion County (uninc.)	19,297	2,201	7,009	799
Wabash County (uninc.)	1,353	253	328	61
Warren County (uninc.)	665	289	143	62
Wayne County (uninc.)	3,281	0	925	0
White County (uninc.)	1,562	769	352	173
Albion City	869	1,185	317	433
Allendale Village	179	0	49	0
Anna City	1,872	2,169	922	1,068
Argenta Village	348	377	65	71
Assumption City	518	661	156	199
Astoria Town	487	617	140	177
Auburn City	1,641	2,605	241	382
Belgium Village	148	254	38	66
Benton City	2,961	4,015	1,154	1,564
Bethany Village	558	677	205	249
Biggsville Village	146	241	31	51
Blue Mound Village	450	555	88	108
Bridgeport City	731	1,076	242	356
Brighton Village	838	576	141	97
Brownstown Village	302	327	124	134
Buckner Village	153	296	60	117
Canton City	5,425	120	1,833	40
Carlinville City	2,112	3,700	887	1,554
Carmi City	2,189	2,638	832	1,002
Carrollton City	932	969	287	298
Catlin Village	942	1,114	279	330
Chester City	2,010	2,482	529	653
Christopher City	1,193	1,583	527	700
Coalton City	161	190	42	50
Crossville Village	341	317	162	151
Cuba City	434	390	182	163
Dalton City Village	258	258	71	72
Du Quoin City	2,633	4,539	1,143	1,969
East Gillespie Village	121	67	33	18
Enfield Village	246	288	129	151
Ewing Village	161	137	25	21
Fairfield City	2,349	3,196	1,000	1,360
Farmersville Village	300	382	86	109
Georgetown City	1,465	1,864	490	624
Gillespie City	1,281	2,049	526	842
Girard City	640	1,452	257	582
Gladstone Village	85	349	43	176
Grayville City	667	926	263	365
Greenville City	2,200	2,656	884	1,067
Henning Village	103	220	28	60
Hillsboro City	1,803	2,668	636	941
Hoopeston City	2,087	3,033	821	1,194
Ipava Village	189	336	77	137
Jerseyville City	2,978	2,753	905	837
Jonesboro City	701	779	267	297
Joy Village	147	236	38	61
Keithsburg City	257	401	98	153
Kirkwood Village	302	373	83	102
Lawrenceville City	1,721	3,161	709	1,301
Lenzburg City	169	228	65	88
Litchfield City	3,124	4,279	1,227	1,681
Little York Village	163	191	26	30
Macon City	447	1,163	106	275
Manchester Village	89	57	22	14
Marissa Village	582	1,011	198	345
McLeansboro City	1,157	1,761	399	607
Milford Village	558	830	202	301
Mount Carmel City	3,028	4,119	1,241	1,688
Moweaqua Village	767	904	187	221
New Athens Village	760	739	143	139
New Boston City	265	478	80	144
Newton City	1,332	1,485	386	430
Nilwood Village	73	173	25	59

Community	Number of Households in Service Area (1)	Number of Households in Service Area Offered Access to Video Service (2)	Number of Households in Service Area with Income below \$35,000 (3)	Number of Households in Service Area with Income below \$35,000 Offered Access to Video Service (4)
Nokomis City	921	1,441	303	474
Norris City	86	632	26	193
North City Village	320	2	88	1
North Henderson Village	78	103	11	14
Olney City	3,561	4,993	1,296	1,817
Oreana Village	399	456	45	52
Owaneco Village	87	100	19	22
Pana City	2,253	3,595	821	1,311
Paris City	3,946	5,257	1,464	1,949
Percy Village	399	441	166	184
Pinckneyville City	1,442	2,351	772	1,260
Ramsey Village	308	565	157	288
Raymond Village	374	501	71	96
Roodhouse City	635	671	270	285
Rossville Village	401	701	133	232
Seaton Village	100	137	18	24
Schram City Village	259	327	104	131
Sesser City	718	1,155	225	363
Shelbyville City	1,925	2,914	575	870
Sparta City	1,812	2,467	516	703
Saint Francisville City	232	366	76	119
St. Johns Village	79	78	37	37
Steeleville Village	796	991	321	400
Stonington Village	326	444	93	126
Sumner City	273	499	121	221
Tamaroa Village	250	419	73	123
Taylor Springs Village	314	257	150	123
Taylorville City	4,935	6,475	2,082	2,732
Thayer Village	308	422	99	135
Tilton Village	1,210	1,616	306	409
Valier Village	305	321	120	126
Vandalia City	2,104	2,961	1,033	1,454
Vermont Village	306	331	122	132
Virden City	1,384	2,131	440	677
Wayne City Village	419	1,170	124	346
Wellington Village	97	172	48	86
West City Village	249	441	102	180
Westville Village	1,365	1,860	485	661
White Hall City	899	1,456	334	541
Witt City	288	522	117	212
	177,335	142,197	56,009	50,186

Explanatory Notes

**STATE OF ILLINOIS
COMMERCE COMMISSION**

MADISON COMMUNICATIONS, INC.)	
)	
Application for State-Issued Authorization to Provide)	Docket No. 17-0584
Cable Service Pursuant to Section 401 of the Cable)	
and Video Competition Law of 2007)	

NOTICE OF FILING

PLEASE TAKE NOTICE that MADISON COMMUNICATIONS, INC., through its undersigned counsel, in compliance with 220 ILCS 5/21-1101(j), files the attached report to the Commission for each of the service areas as described in Section 5/21-1101(d) in which it provides access to its video service in the State.

Dated: March 13, 2025

Respectfully Submitted,

Madison Communications, Inc.,

By: 


Joseph D. Murphy
MEYER CAPEL
A Professional Corporation
PO Box 6750
Champaign, Illinois 61826-6750
Telephone: 217/352-0030
jmurphy@meyercafel.com

CERTIFICATE OF SERVICE

The undersigned attorney, under penalties as provided by law pursuant to Section 1-109 of the Code of Civil Procedure, certifies that the statements set forth in this instrument are true and correct and that the attached document, namely: **Notice of Filing**, together with the attached report, was submitted for filing with the Illinois Commerce Commission via the eDocket electronic filing system and was served upon the following persons by e-mail this 13th day of March, 2025:

David Sackett, Case Manager
Illinois Commerce Commission
527 E. Capitol Ave.
Springfield, IL 62701
david.sackett@illinois.gov

Marcy A. Sherrill
Office of General Counsel
Illinois Commerce Commission
160 N. LaSalle St., Ste. C-800
Chicago, IL 60601
Marcy.Sherrill@illinois.gov



Joseph D. Murphy
Meyer Capel
A Professional Corporation
306 W. Church Street
Champaign, IL 61820
(217) 352-0030
jmurphy@meyercafel.com



Wagner Consulting LLC
A VETERAN-OWNED AND OPERATED MANAGEMENT CONSULTING FIRM

March 7, 2025

Ms. Lori Linkey
Office of the Chief Clerk
Illinois Commerce Commission
527 East Capitol Avenue
Springfield, IL 62701

Via USPS



ILLINOIS COMMERCE COMMISSION
STATE OFFICE

Re: **Docket No. 18-0036: Pavlov Media Cable Illinois, LLC Annual Cable Service Area Report**

Dear Ms. Linkey:

Herewith for filing with the Illinois Commerce Commission, please find the above-referenced Annual Report in accordance with Section 21-1101(j) of the Illinois Public Utilities Act as follows:

Local Unit of Government	# of Households in Service Area	# of Households in Service Area Passed by Pavlov Video	# of Low Income Households Passed by Pavlov Video Service	# of Low Income Households in Service Area
-				
-				
Total	-	-	-	-

Pavlov's cable and video deployment remains under evaluation by the company. Currently Pavlov has not offered, nor does it provide cable and video service Illinois customers or subscribers. Pavlov will continue to evaluate deployment of cable and video services and will report to the Commission accordingly.

Please contact the undersigned at 217 620-1018 or pete@wagnerconsulting-usa.com should you have any questions or concerns.

Sincerely,


Peter J. Wagner
Consultant to Pavlov Media Cable Illinois, LLC
Wagner Consulting LLC

Cc: Mr. William Clavey, Pavlov Media Cable Illinois, LLC



St. Louis, Missouri

Charlotte, North Carolina



CASS CABLE TV, INC.

100 REDBUD ROAD * P.O. BOX 200 * VIRGINIA, IL 62691

March 13, 2025

Chief Clerk
Illinois Commerce Commission
527 East Capitol Avenue
Springfield, Illinois 62701

Re: 2023 Annual Cable Service Report; Cass Cable TV, Inc.

Dear Chief Clerk:

In accordance with Section 21-1101(j) of the Cable and Video Competition Law of 2007 ("Act"), provided below is the Annual Cable Service Report through December 31, 2024, for Cass Cable TV, Inc. (hereinafter "Cass").

With respect to the villages of Bath, Tallula, Forest City, Sherman, Easton, and Riverton; and with respect to the cities of Pittsfield, Pleasant Plains, Rushville, Mason City, Ashland, Virginia, Athens, Versailles, Mt. Sterling, and Petersburg; and with respect to Menard County, Cass is an "incumbent cable operator"¹ because, on January 1, 2007, Cass provided cable service in and throughout the aforementioned villages, cities and County pursuant to local franchise agreements. Pursuant to and in accordance with those local franchise agreements, Cass provided cable service access to 100% of low-income households throughout its "footprint" in each of the aforementioned villages, cities and County. Because Cass is an incumbent cable operator under the Act, Cass must provide cable access in its service territory (i.e. all of the aforementioned villages, cities and County) on the same terms and in a geographic area no smaller than it did on June 30, 2007. With respect to the aforementioned villages, cities and County, Cass continues to provide cable access at the same levels and throughout the same geographic area as it did on June 30, 2007. Therefore, Cass is fully compliant with these obligations under the Act as it relates to the aforementioned villages and cities.

With respect to the Village of Lynnville, Cass is not an "incumbent cable operator" because, on January 1, 2007, Cass did not provide cable service in and throughout the Village of Lynnville. However, Cass currently provides access to its cable service within and throughout the entire corporate limits of the Village of Lynnville. Therefore, Cass is fully compliant with its obligations under the Act as it relates to the Village of Lynnville.

With respect to Morgan County, Cass is not an "incumbent cable operator" because, on January 1, 2007, Cass did not provide cable service in and throughout Morgan County. However, Cass provides access to its cable service within unincorporated Morgan County at the same levels

required by Morgan County of incumbent cable operators on June 30, 2007. Accordingly, Cass is fully compliant with the Act as it relates to Morgan County.

With respect to the Village of South Jacksonville, Cass is not an "incumbent cable operator" because, on January 1, 2007, Cass did not provide cable service in and throughout the Village of South Jacksonville. However, Cass provides access to its cable service within the Village of South Jacksonville at the same levels required by the Village of South Jacksonville of incumbent cable operators on June 30, 2007. Therefore, Cass is fully compliant with its obligations under the Act as it relates to the Village of South Jacksonville.

With respect to the Village of Murrayville, Cass is not an "incumbent cable operator" because, on January 1, 2007, Cass did not provide cable service in and throughout the Village of Murrayville. However, Cass currently provides access to its cable service within and throughout the entire corporate limits of the Village of Murrayville. Therefore, Cass is fully compliant with its obligations under the Act as it relates to the Village of Murrayville.

With respect to the Village of Concord, Cass is not an "incumbent cable operator" because, on January 1, 2007, Cass did not provide cable service in and throughout the Village of Concord. However, Cass currently provides access to its cable service within and throughout the entire corporate limits of the Village of Concord. Therefore, Cass is fully compliant with its obligations under the Act as it relates to the Village of Concord.

The United States Census Bureau's most recent estimate of the number of "low-income households," as defined in Section 21-201(p) of the Act, located within Cass's "footprint" is 11,406. Cass provides access to 100% of low-income households (i.e., 11,406) throughout its service area footprint.

Please contact me at 217-452-4105 if you have any questions or need additional information.

Sincerely,



Chad Winters
Vice President of Cable TV Services

¹ "Incumbent cable operator" means a person or entity that provided cable services or video services in a particular area under a franchise agreement with a local unit of government pursuant to Section 11-42-11 of the Illinois Municipal Code (65 ILCS 5/11-42-11) or Section 5-1095 of the Counties Code (55 ILCS 5/5-1095) on January 1, 2007. [See 220 ILCS 5/21-201(m)]

STATE OF ILLINOIS
ILLINOIS COMMERCE COMMISSION

MCC Network Services, LLC)	
d/b/a Metro Comm)	
)	
Application for State-Issued)	Docket No. 20-0051
Authorization to Provide)	
Cable Service Pursuant to Section)	
401 of the Cable and Video)	
Competition Law of 2007)	

NOTICE OF FILING

PLEASE TAKE NOTICE that MCC Network Services, LLC, through its undersigned counsel, in compliance to 220 ILCS 5/21-1101(j), files the attached report to the Commission for each of the service areas as described in Section 5/21-1101(d) in which it provides access to its cable service in the State as of December 31, 2024.

Dated: February 28, 2025

Respectfully submitted,

MCC Network Services, LLC



By: _____

Jane L. Wagner
MARASHLIAN & DONAHUE, PLLC
1430 Spring Hill Road, Suite 310
Tysons, VA 22102
(703) 714-1321
jlw@commlawgroup.com

Docket No. 20-0051

Illinois Commerce Commission Annual Report

City	Local Units of Government	Total households (2020/21)	Low income households (#, %) (2020/21)	Households in Service Area with Income below \$35,000 Offered Access to Video Service	Number of Households in Service Area that Subscribe to MCC Network Services LLC Number of Subscribers
Village of Ashkum	Iroquois County	302	10.6, 1.5%	1	0
Village of Chebanse	Iroquois/Kankakee County	440	9.2, 2.1%	1	0
Village of Clifton	Iroquois County	519	12.5, 2.4%	1	0
Village of Woodson	Morgan County	209	8.8, 4.2%	1	0
Elliott	Ford County	127	6, 8%	1	0
Village of Kempton	Ford County	127	13, 10%	1	0
Village of Cornell	Livingston County	205	17.02, 8.3%	1	0
Village of Ogden	Champaign County	729	34, 4.7%	1	0
Village of Sadorus	Champaign County	156	5, 3.4%	1	0
Village of Sidney	Champaign County	503	10, 2.0%	1	0
Village of Metcalf	Edgar County	113	2, 2.2%	1	0
Walnut	Bureau County	562	40, 7.2%	1	0
City of White Hall	Greene County	657	143.2, 21.8%	1	0
Village of Buckingham	Kankakee County	80	5, 6.3%	1	0
Ransom	LaSalle County	156	35, 22%	1	0
Argenta	Macon County	372	7, 2%	1	0
Forsyth	Macon County	903	13, 1.4%	1	0
City of Benld	Macoupin County	676	66, 9.7%	1	0
Village of Oblong	Crawford County	766	78, 10.2%	2	0
Village of Crescent City	Iroquois County	259	20.7, 8.04%	2	0
Towanda	Towanda Township, McLean County	199	5, 2.6%	2	0
Village of Cabery	Ford/Kankakee County	99	16, 16.2%	2	0
Newman	Douglas County	778	42, 5.4%	2	0
Village of Broadlands	Champaign County	122	25, 20.5%	2	0
Girard	Macoupin County	864	88, 10%	2	0
Village of Onarga	Iroquois County	475	38, 8%	3	0
Moweaqua	Shelby and Christian Counties	877	89, 10%	3	0
Findlay	Mattoon Township, Shelby County	311	52, 17%	3	0
Lexington	McLean County	760	34, 3%	3	0
Sibley	Ford County	137	6, 4.5%	3	0
Village of Homer	Champaign County	519	63, 12.1%	3	0
Pesotum	Pesotum Township, Champaign County	218	3, 1.4%	3	0
City of Chrisman	Edgar County	610	41, 6.7%	3	0
Mt. Pulaski	Logan County	696	30, 4.3%	3	0

Macon	Macon County	459	24, 5.1%	3	0
Village of Allerton	Vermillion County	101	9, 9.2%	3	0
Olney	Olney Township, Richland County	3,755	488, 13%	4	0
Ohio	Ohio Township/ Bureau County	227	3, 1.3%	4	0
Village of Sidell	Vermillion County	237	18, 7.7%	4	1
Greenup	Greenup Township, Cumberland County	665	67, 10%	5	0
La Moille	Bureau County	679	10, 1.5%	5	0
Princeton	Bureau County	4,024	294, 8.5%	5	0
Blue Mound	Macon County	459	12, 2.7%	5	1
Warrensburg	Macon County	500	12, 2.4%	5	1
Armstrong	Vermillion County	615	28, 4.5%	5	1
Hoopeston	Vermillion County	2,369	291, 12.3%	5	1
Kenney	Dewitt County	160	24, 6.5%	6	0
Village of Stewardson	Shelby County	305	31.42, 10.3%	6	0
City of Windsor	Shelby County	466	30.3, 6.5%	6	0
Village of Arthur	Douglas/Moultrie County	951	78, 8.2%	6	0
Auburn	Sangamon County	1,618	78, 4.8%	6	1
Casey	Eden Township, Clark and Cumberland County	1,266	139, 11%	7	1
Fisher	Champaign County	2,062	58, 2.8%	7	1
Pawnee	Sangamon County	1,028	61, 5.9%	7	1
Cerro Gordo	Cerro Gordo Township, Piatt County	569	41, 7.4%	8	0
Village of Benson	Woodford County	172	9, 5%	8	0
Palestine	Lamotte Township, Crawford County	625	81, 13.6%	8	0
Village of Roberts	Ford County	169	8, 5%	8	1
Villa Grove	Camargo Township, Douglas County	1,033	51, 5%	8	1
Gifford	Champaign County	911	29, 3.2%	8	1
Camargo	Camargo Township, Douglas County	340	18, 5.3%	9	1
Village of Malden	Bureau County	152	29, 19.2%	9	1
Village of Strasburg	Shelby County	208	12.48, 6.0%	10	1
Chenoa	McLean County	790	36, 4.6%	10	1
Hume	Edgar County	325	35, 10.8%	11	1
Bismarck	Newell Township/Vermillio n County	204	14, 6.9%	11	1
Bethany	Marrowbone Township, Moultrie County	607	48, 8%	13	1
Pontiac	Pontiac Township/ Livingston County	4,139	335, 8.1%	13	1
Grand Ridge	Farm Ridge Township, LaSalle County	201	11, 5.6%	13	1
Rutland	Groveland Township, LaSalle County	147	13, 4.3%	13	1
Gillespie	Gillespie Township, Macoupin County	1,452	124, 8.6%	13	1

Carlinville	Carlinville Township, Macoupin County	2,125	191, 9%	14	2
Bement	Bement Township, Piatt County	687	21, 3.1%	16	1
Newton	Wade Township, Jasper County	1,329	111, 8.4%	16	1
Potomac	Vermillion County	252	12, 4.8%	17	2
Rankin	Vermillion County	247	23, 9.2%	19	2
Streator	Bruce Township/ LaSalle and Livingston Counties	5,762	1,239, 21.5%	20	2
Fairbury	Indian Grove Township, Livingston County	1,544	50.9, 3.3%	21	2
Village of Hudson	McLean County	507	9, 1.8%	22	2
Tuscola	Tuscola Township, Douglas County	2,057	47, 2.3%	22	2
City of Paris	Edgar County	4,137	500, 12.1%	22	2
City of Wenona	Marshall/LaSalle County	256	47, 18.4%	22	2
Clinton	DeWitt County	3,157	246, 7.8%	24	1
Buckley	Artesia Township/ Iroquois County	261	14, 5.4%	24	2
Watseka	Belmont Township, Iroquois County	2,314	293, 12.7%	24	2
Rantoul	Rantoul Township/Champaign County	5,137	837, 16.3%	31	2
City of El Paso	Woodford/McLean County	980	16, 1.6%	36	2
Tonica	Eden Township, LaSalle County	340	42, 5.3%	41	4
Robinson	Robinson Township, Crawford County	2660	292, 11%	46	3
City of Toluca	Marshall County	581	28, 4.8%	50	5
Village of Flanagan	Livingston County	466	12, 2.6%	54	4
Cissna Park	Iroquois County	375	14, 3.6%	58	4
Sullivan	Sullivan Township, Moultrie County	1930	230, 12%	102	7
City of Minonk	Woodford County	841	59, 7%	121	7
TOTALS		86461	8052	1158	86

CERTIFICATE OF SERVICE

The undersigned certifies that a copy of the Notice of Filing and attachment was submitted for filing with the Illinois Commerce Commission via e-docket and served upon the following persons by email this 28th day of February, 2025:

David Sackett
Case Manager
Illinois Commerce Commission
527 E. Capitol Ave. Springfield, IL 62701
Email: David.sackett@illinois.gov

Marcy Sherrill
Staff Attorney
Illinois Commerce Commission
160 N. LaSalle St., Ste. C-800
Chicago, IL 60601-3104
Email: marcy.sherrill@illinois.gov

Sam McClerren
Illinois Commerce Commission
527 East Capitol Avenue
Springfield, Illinois 62701
Sam.mcclerren@illinois.gov

MCC Network Services, LLC



By: _____

Jane L. Wagner
MARASHLIAN & DONAHUE, PLLC
1430 Spring Hill Road, Suite 310
Tysons, VA 22102
(703) 714-1321
jlw@commlawgroup.com

**STATE OF ILLINOIS
ILLINOIS COMMERCE COMMISSION**

ILLINOIS FIBER CONNECT, LLC)
)
Application for State-Issued Authorization to Provide) Docket No. 20-0113
Video Service Pursuant to Section 401 of the Cable)
and Video Competition Law of 2007)

NOTICE OF FILING

PLEASE TAKE NOTICE that Illinois Fiber Connect, LLC., through its undersigned counsel, in compliance to 220 ILCS 5/21-1101(j), files the attached report to the Commission for each of the service areas as described in Section 5/21-1101(d) in which it provides access to its video service in the State.

Dated: March 19, 2025

Respectfully submitted,
ILLINOIS FIBER CONNECT, LLC.

By: _____


Joseph D. Murphy
Meyer Capel
A Professional Corporation
306 W. Church St.
Champaign, IL 61820
Phone: 217-352-0030
Email: jmurphy@meyercafel.com


CERTIFICATE OF SERVICE

The undersigned attorney, under penalties as provided by law pursuant to Section 1-109 of the Code of Civil Procedure, certifies that the statements set forth in this instrument are true and correct and that the attached document, namely Notice of Filing together with its attachment was submitted for filing with the Illinois Commerce Commission via e-docket and served upon the following persons by email this 19th day of March, 2025:

Heather Jorgenson, Administrative Law Judge
Illinois Commerce Commission
160 N. LaSalle St., Ste. C-800
Chicago, IL 60601
Heather.Jorgenson@illinois.gov

David Sackett, Case Manager
Illinois Commerce Commission
527 E. Capitol Ave.
Springfield, IL 62701
david.sackett@illinois.gov

Marcy A. Sherrill
Office of General Counsel
Illinois Commerce Commission
160 N. LaSalle St., Ste. C-800
Chicago, IL 60601
Marcy.Sherrill@illinois.gov



Joseph D. Murphy



2024 Cable Service Annual Report

Community	Number of Households in Service Area	Number of Households in Service Area Offered		Households in Service Area with		Households in Service Area with Income below \$35,000 Offered Access to Video Service by [MVPD]
		Access to Video Service by [MVPD]	Income below \$35,000	Income below \$35,000	Offered Access to Video Service by [MVPD]	
Teutopolis	694	140	90	18		
Watson	245	245	58	58		
STATEWIDE TOTALS	939	385	148	76		

ROWLAND & MOORE LLP

ATTORNEYS AT LAW
SUITE 600
1603 ORRINGTON AVE.
EVANSTON, ILLINOIS 60201

E-MAIL: TOM@TELECOMREG.COM

VOICE: (312) 803-1000

April 3, 2025

Chief Clerk's Office
Ms. Stephanie Cook
Illinois Commerce Commission
527 East Capital Drive
Springfield IL 62701

Re: Surf Air Wireless, LLC Letter in lieu of Annual Cable Service Report, Docket 20-0320

Dear Ms. Cook:

Surf Air Wireless, LLC ("Surf") was granted a state-issued authorization to offer or provide video service on April 20, 2020 in the above-listed docket. Surf did not, however, provide video service to any customers in Illinois in the entirety of 2024. I am sending this letter in lieu of a cable service report.

If you have any questions, do not hesitate to email me at tom@telecomreg.com or call at (312) 803-1000.

Sincerely,

s/ Thomas H. Rowland
Thomas H. Rowland
Kevin D. Rhoda
Rowland & Moore LLP
1603 Orrington Ave., Suite 600
Evanston, Illinois 60201

Jeffrey J. Carlisle
Lerman Senter, PLLC

Counsel to Surf Air Wireless, LLC

CERTIFICATE OF SERVICE

I, Kevin D. Rhoda, do hereby certify that I have, on this 3rd day of April 2025, caused to be served upon the individuals listed on the service list maintained by the Illinois Commerce Commission, by e-mail, a copy of the foregoing correspondence on behalf of Surf Air Wireless, LLC in Docket 20-0320.

s/ Kevin D. Rhoda

Kevin D. Rhoda
Rowland & Moore LLP

Counsel for *Surf Air Wireless, LLC*