

**Fiscal Year 2024**

**Annual Report**





**Illinois  
Student  
Assistance  
Commission**



February 28, 2025

The Honorable JB Pritzker, Governor of the State of Illinois  
The Honorable Don Harmon, President of the Illinois Senate  
The Honorable Emanuel "Chris" Welch, Speaker of the Illinois House of Representatives  
The Honorable John Curran, Illinois Senate Republican Leader  
The Honorable Tony McCombie, Illinois House Republican Leader  
The Honorable Frank Mautino, Auditor General of the State of Illinois  
Members of the Illinois Board of Higher Education

The Illinois Student Assistance Commission (ISAC) is enclosing the Fiscal Year 2024 Annual Report for the College Illinois!® 529 Prepaid Tuition Program, required by the Illinois Prepaid Tuition Act (110 ILCS 979/30(d)) to be submitted by March 1, 2025. In addition to this letter is a summary of the Program and Utilization of Benefits for Fiscal Year 2024. We will update the Annual Report when the audited statements for the Program have been released by the Illinois Office of the Auditor General along with the Actuarial Soundness Valuation report.

Revenues from all contract sales are deposited into the Illinois Prepaid Tuition Trust Fund and are invested to fund current and future program obligations. By law, assets held by the Fund are required to remain segregated from the State General Fund accounts. No amounts held in the Fund may be transferred to or allocated by the Commission, the State Treasurer, or the State Comptroller to any other fund, nor can the Governor authorize any transfer or allocation while contracts remain outstanding.

According to state law, "If the Commission determines that there are insufficient moneys in the Illinois Prepaid Tuition Trust Fund to pay contractual obligations in the next succeeding fiscal year, the Commission shall certify the amount necessary to meet these obligations to the Board of Higher Education, the Governor, the President of the Senate, and the Speaker of the House of Representatives. The Governor shall submit the amount so certified to the General Assembly as soon as practicable, but no later than the end of the current State fiscal year." While no assurances can be made that sufficient moneys will be appropriated to meet the program's contractual obligations if the plan were ever to run short of funds at some future date, we understand that moral obligations of the State of Illinois have historically been honored.

As certified to the Governor on January 10, 2025, the College Illinois! 529 Prepaid Tuition Program will not require any state financial support to meet its contractual obligations during Fiscal Year 2026. Recent state funding support for the Program has addressed its unfunded liability. We are pleased to communicate that the plan is fully funded as of June 30, 2024. We appreciate the support of Governor Pritzker and the General Assembly to address the College Illinois! unfunded liability and to protect the students and families that participate in the Program.

## Actuarial Soundness Valuation Report

The Program retains a substantial investment portfolio in a separate trust fund to pay obligations. According to the June 30, 2024, Actuarial Soundness Report, Program assets totaled about \$497 million, corresponding to a 108.9% funded ratio. Actuarial reports necessarily represent a point in time and make projections about the future based on information available as of the date of the report. Going forward, many circumstances such as investment performance and/or tuition and fee inflation can significantly change future actuarial results, either in a positive or negative way. It is to be expected that for any given fiscal year, actual plan performance will vary from assumptions and that the funded status of the plan will fluctuate. Actuarial reports are available at <http://www.collegeillinois.org/AboutCollegeIllinois/529Financials.html>.

Program enrollment has been closed since the 2017-18 enrollment year and remains closed.

### Investment Performance

The College Illinois! 529 Prepaid Tuition Program is administered by ISAC, with advice and counsel from the Investment Advisory Panel, which includes members recommended by the Treasurer, Comptroller, Governor's Office of Management and Budget and the Illinois Board of Higher Education, as stipulated in the Prepaid Tuition Act. Additional advice and monitoring are provided by the Investment Committee (a subcommittee of the Commission) and professional investment consultant, Callan LLC. Program moneys are held in the separate Illinois Prepaid Tuition Trust Fund (the Fund) and prudently invested with the objective of obtaining the best possible return on investments consistent with the actuarial soundness of the program. Fund assets are invested in accordance with a formal Investment Policy, which is adopted annually by the Commission. The investment program is implemented by internal investment staff, with all investments professionally managed by external investment management firms.

Based on consultant reports, the net-of-fees returns for the Fund were +7.78% for the fiscal year ended June 30, 2024, +1.93% for the trailing 3-year period, and +4.68% for the trailing 5-year period. Long-term performance is generally in line with expectations for the asset allocation, although private market portfolio returns have been below expectations. The risk profile for the asset allocation projects a standard deviation of 2.26%. This profile corresponds to a 1% probability of negative returns in a given year and virtually a 0% probability of losses exceeding 10%. Actual standard deviation was 6.24% for the five years ending 6/30/24 and 5.41% for the trailing ten-year period. Liquidity is sound with 86% of assets available within one year.

The following table provides a summary of investment performance. Additional detail is provided in the appendix.

### Investment Returns and Peer Group\* Rankings

Periods Ending	1 year		3 years		5 years	
	Return	% Rank	Return	% Rank	Return	% Rank
June 30, 2024						
College Illinois gross**	7.89%	94	2.03%	81	4.80%	98
College Illinois net**	7.78%	NA**	1.93%	NA**	4.68%	NA**
Policy Benchmark	5.66%	99	0.47%	96	4.34%	98
Public Fund Peer Group Median	11.13%	50	3.16%	50	7.70%	50

Source: Program Investment Consultant, Callan LLC

\*Public peer group represents public funds in the Consultant database, including pensions plans.

\*\*College Illinois performance shown as gross and net of separate account investment management fees and net of all other investment fees. Gross performance is the relevant comparable for the Public Fund Peer Group.

## Conclusion

As of June 30, 2024, the College Illinois! 529 Prepaid Tuition Plan had actuarial assets of approximately \$497 million and approximately 16,000 active accounts. While the plan has been closed to new enrollments since 2017, we continue to serve the plan's current contract holders with no change in benefit payments, customer service, or plan administration.

If you have questions or would like to discuss the report, we are available to meet with you or your staff member or designees.

Sincerely,

A handwritten signature in black ink, appearing to read "Eric Zarnikow". The signature is fluid and cursive, with a large, sweeping initial "E".

Eric Zarnikow  
Executive Director  
Illinois Student Assistance Commission

**Commissioners of the Illinois Student Assistance Commission\***

Maureen Amos

Darryl Arrington

Jonathan Bullock

Thomas Dowling

James Hibbert

Kevin B. Huber

Payton Ade

Elizabeth Lopez

Franciene Sabens

**College Illinois!® Investment Advisory Panel\***

Carmen Heredia-Lopez

Fernando Diaz

James Hibbert

Karen Kissel

Paul Chatalas

Louis Paster

Andrew Ranck

\*as of June 30, 2024

---

## **PROGRAM OVERVIEW**

The College Illinois!® 529 Prepaid Tuition Program is administered by the Illinois Student Assistance Commission, the state agency working to help make college accessible and affordable for Illinois students since 1957. As a qualified tuition program under Section 529 of the Internal Revenue Code, College Illinois! was designed to provide individuals with an opportunity to lock in contract rates for future tuition and mandatory fees, protecting against tuition inflation. Legislation to create the Program was approved by the General Assembly and then signed into law by the Governor in November 1997.

Program enrollment has been closed since the 2017-18 enrollment year and remains closed.

The College Illinois! 529 Prepaid Tuition Program offered plans for public university semesters, community college semesters and a combined plan that included two years at a community college and two years at a public university. Planholders purchased one semester at a time or up to a maximum of nine semesters for any one future student. The value of plan benefits may also be used at private colleges within Illinois and at public universities and private colleges and universities across the country as well.

The plan must be in place for three years and paid in full before the student can use it. Beneficiaries of a plan do not have to choose the school they will attend until time of college enrollment. College Illinois! 529 Prepaid Tuition Program benefits cover undergraduate tuition and mandatory fees, but do not cover other expenses such as room and board, books and transportation.

Benefits provided by the College Illinois! 529 Prepaid Tuition Program are entirely exempt from both federal and state income tax, when used for qualified educational expenses. In addition, annual contributions up to a maximum of \$10,000 per individual or \$20,000 per couple are deductible from Illinois taxable income.

The College Illinois! 529 Prepaid Tuition Program was intended to protect purchasers against tuition and fee increases that have historically averaged about 5.0 percent per year over the past 20 years at public universities in Illinois. Since its inception in 1998, more than 60,000 students have gone to college using College Illinois! benefits, and the Program has paid out more than \$1.7 billion in plan benefits.

## Appendix A

### ISAC Asset Class Performance and Peer Rankings\* for periods ending on June 30, 2024

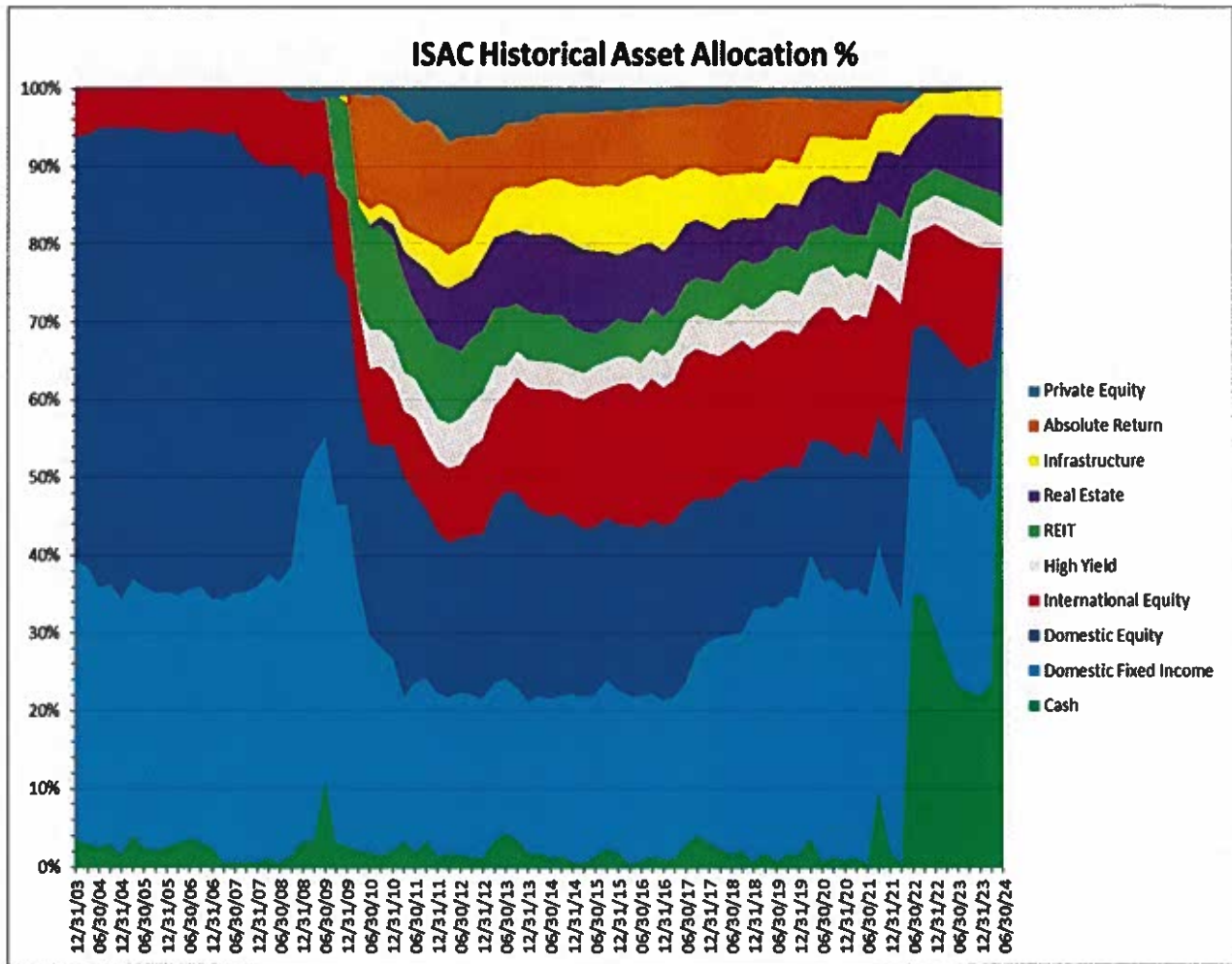
	one year		three years		five years	
	Return	Rank	Return	Rank	Return	Rank
ISAC- Domestic Equity	23.57%	34	8.71%	36	14.67%	31
Spliced US Equity Benchmark	23.15%	35	8.09%	38	14.17%	34
Median asset class returns	21.28%	50	7.03%	50	12.82%	50
ISAC- Fixed Income	2.26%	96	-2.44%	25	0.21%	76
Barclays US Aggregate Index	2.63%	90	-3.02%	90	-0.23%	95
Median asset class returns	3.34%	50	-2.61%	50	0.38%	50
ISAC- High Yield	9.94%	48	3.46%	4	4.22%	22
MLHY	10.46%	28	1.65%	43	3.71%	40
Median asset class returns	9.93%	50	1.46%	50	3.48%	50
ISAC- Real Estate	6.14%	1	8.67%	9	7.05%	18
Median asset class returns	-6.40%	50	2.01%	50	3.20%	50
ISAC- REIT	11.94%	10	0.59%	30	6.54%	11
MSCI REIT Index	7.60%	41	0.20%	39	3.89%	72
Median asset class returns	7.13%	50	-0.12%	50	4.96%	50
ISAC- Infrastructure	8.75%	1	2.00%	50	-2.62%	96
Median asset class returns	-6.40%	50	2.01%	50	3.20%	50
College Illinois gross**	7.89%	94	2.03%	81	4.80%	98
College Illinois net**	7.78%	NA**	1.93%	NA**	4.68%	NA**
Policy Benchmark	5.66%	99	0.47%	96	4.34%	98
Public Fund Peer Group	11.13%	50	3.16%	50	7.70%	50

Source: Program Investment Consultant, Callan LLC

\*Public peer group represents public funds in the Consultant database, including pensions plans.

\*\*College Illinois performance shown as gross and net of separate account investment management fees and net of all other investment fees. Gross performance is the relevant comparable for the Public Fund Peer Group.

## Appendix B



## Appendix C

### Utilization of Benefits - Fiscal Year 2024

<b>Illinois Public 4-Year Institutions</b>	<b>Amount Paid</b>	<b>Number of Students *</b>	<b>% of Amount Paid</b>	<b>% of Students</b>
University of Illinois Urbana Champaign	\$17,597,934	1,090	61.4%	51.9%
Illinois State University	\$4,993,939	419	17.4%	20.0%
University of Illinois Chicago	\$3,034,825	231	10.6%	11.0%
Northern Illinois University	\$982,620	116	3.4%	5.5%
Southern Illinois University Carbondale	\$653,274	74	2.3%	3.5%
Southern Illinois University Edwardsville	\$450,339	52	1.6%	2.5%
Eastern Illinois University	\$399,396	49	1.4%	2.3%
Western Illinois University	\$185,663	23	0.6%	1.1%
University of Illinois Springfield	\$169,882	21	0.6%	1.0%
Northeastern Illinois University	\$143,055	14	0.5%	0.7%
Governors State University	\$46,719	10	0.2%	0.5%
Chicago State University	\$0	0	0.0%	0.0%
	<b>\$28,657,646</b>	<b>2,099</b>		

\*Students (beneficiaries) are counted more than once if they attended more than one school.

<b>Top 10 Illinois Community Colleges</b>	<b>Amount Paid</b>	<b>Number of Students *</b>	<b>% of Amount Paid to Top 10</b>	<b>% of Students of Top 10</b>
College of DuPage	\$160,739	71	21.6%	23.4%
Parkland College	\$119,309	29	16.1%	9.6%
Joliet Junior College	\$103,645	46	13.9%	15.2%
Harper College	\$76,928	41	10.4%	13.5%
Moraine Valley Community College	\$74,113	25	10.0%	8.3%
Lincoln Land Community College	\$65,277	24	8.8%	7.9%
Waubonsee Community College	\$39,448	20	5.3%	6.6%
College of Lake County	\$37,054	21	5.0%	6.9%
Elgin Community College	\$33,780	14	4.5%	4.6%
Heartland Community College	\$32,880	12	4.4%	4.0%
	<b>\$743,173</b>	<b>303</b>		

\*Students (beneficiaries) are counted more than once if they attended more than one school.

## Appendix C

### Utilization of Benefits - Fiscal Year 2024

<b>Top 10 Illinois Private Institutions</b>	<b>Amount Paid</b>	<b>Number of Students *</b>	<b>% of Amount Paid to Top 10</b>	<b>% of Students of Top 10</b>
DePaul University	\$1,238,313	94	22.3%	23.4%
Loyola University Chicago	\$1,000,524	75	18.0%	18.7%
Northwestern University Evanston	\$608,173	36	11.0%	9.0%
Bradley University	\$581,967	42	10.5%	10.5%
Augustana College	\$428,785	27	7.7%	6.7%
Illinois Wesleyan University	\$426,698	27	7.7%	6.7%
North Central College	\$380,503	31	6.9%	7.7%
Columbia College Chicago	\$327,609	26	5.9%	6.5%
Lewis University	\$281,322	26	5.1%	6.5%
University of Chicago	\$280,161	17	5.0%	4.2%
	<b>\$5,554,054</b>	<b>401</b>		

\*Students (beneficiaries) are counted more than once if they attended more than one school.

<b>Top 10 Out-of-State Institutions</b>	<b>Amount Paid</b>	<b>Number of Students *</b>	<b>% of Amount Paid to Top 10</b>	<b>% of Students of Top 10</b>
Indiana University Bloomington	\$2,671,266	167	19.5%	17.7%
University of Iowa	\$2,281,040	163	16.6%	17.3%
Purdue University	\$1,962,623	142	14.3%	15.1%
Iowa State University	\$1,332,675	95	9.7%	10.1%
University of Wisconsin Madison	\$1,304,800	88	9.5%	9.3%
University of Missouri Columbia	\$996,928	74	7.3%	7.8%
Marquette University	\$976,799	70	7.1%	7.4%
Michigan State University	\$778,437	53	5.7%	5.6%
University of Michigan	\$763,267	47	5.6%	5.0%
Arizona State University	\$638,265	44	4.7%	4.7%
	<b>\$13,706,099</b>	<b>943</b>		

\*Students (beneficiaries) are counted more than once if they attended more than one school.

## Appendix C

### Utilization of Benefits - Fiscal Years 1998 through 2024

Illinois Public 4-Year Institutions	Amount Paid	Number of Students *	% of Amount Paid	% of Students
University of Illinois Urbana Champaign	\$422,349,486	9,306	57.3%	42.1%
Illinois State University	\$120,396,394	4,302	16.3%	19.4%
University of Illinois Chicago	\$68,590,525	2,279	9.3%	10.3%
Northern Illinois University	\$41,167,320	1,819	5.6%	8.2%
Southern Illinois University Carbondale	\$26,525,470	1,205	3.6%	5.4%
Eastern Illinois University	\$16,664,899	845	2.3%	3.8%
Southern Illinois University Edwardsville	\$15,722,293	813	2.1%	3.7%
Western Illinois University	\$15,087,896	774	2.0%	3.5%
University of Illinois Springfield	\$5,112,848	331	0.7%	1.5%
Northeastern Illinois University	\$4,551,599	304	0.6%	1.4%
Governors State University	\$1,274,191	120	0.2%	0.5%
Chicago State University	\$267,926	22	0.0%	0.1%
	<b>\$737,710,846</b>	<b>22,120</b>		

\*Students (beneficiaries) are counted more than once if they attended more than one school.

Top 10 Illinois Community Colleges	Amount Paid	Number of Students *	% of Amount Paid to Top 10	% of Students of Top 10
College of DuPage	\$5,249,991	1,108	22.3%	21.7%
Harper College	\$2,832,537	623	12.0%	12.2%
Parkland College	\$2,672,777	539	11.3%	10.5%
Lincoln Land Community College	\$2,443,651	504	10.4%	9.9%
Joliet Junior College	\$2,435,844	534	10.3%	10.4%
Moraine Valley Community College	\$2,389,380	444	10.1%	8.7%
College of Lake County	\$1,694,967	415	7.2%	8.1%
Illinois Central College	\$1,378,811	315	5.8%	6.2%
Oakton Community College	\$1,281,932	335	5.4%	6.5%
Heartland Community College	\$1,214,622	298	5.1%	5.8%
	<b>\$23,594,513</b>	<b>5,115</b>		

\*Students (beneficiaries) are counted more than once if they attended more than one school.

## Appendix C

### Utilization of Benefits - Fiscal Years 1998 through 2024

<b>Top 10 Illinois Private Institutions</b>	<b>Amount Paid</b>	<b>Number of Students *</b>	<b>% of Amount Paid to Top 10</b>	<b>% of Students of Top 10</b>
DePaul University	\$34,584,147	1,094	21.5%	21.9%
Loyola University	\$27,640,870	811	17.2%	16.2%
Bradley University	\$21,147,261	639	13.1%	12.8%
Northwestern University	\$13,559,670	337	8.4%	6.7%
Columbia College Chicago	\$13,116,093	490	8.1%	9.8%
Illinois Wesleyan University	\$13,004,079	368	8.1%	7.4%
Augustana College	\$12,115,550	354	7.5%	7.1%
North Central College	\$10,298,476	331	6.4%	6.6%
Lewis University	\$8,122,394	302	5.0%	6.0%
Elmhurst University	\$7,510,396	275	4.7%	5.5%
	\$161,098,936	5,001		

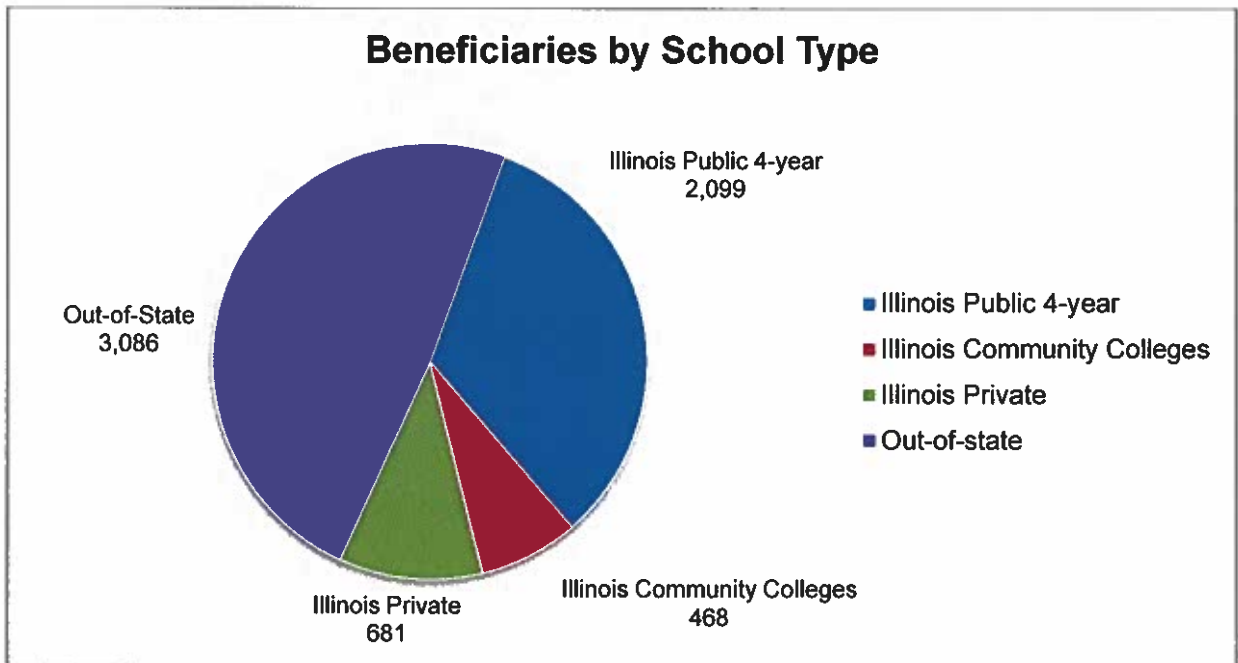
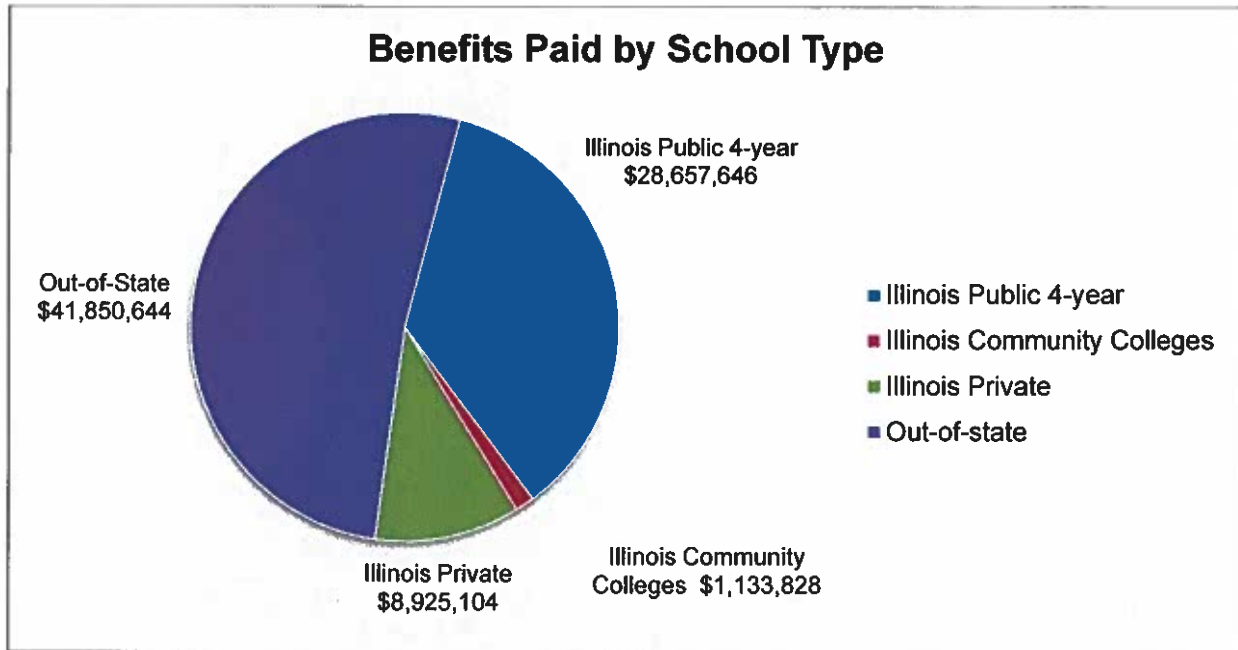
\*Students (beneficiaries) are counted more than once if they attended more than one school.

<b>Top 10 Out-of-State Institutions</b>	<b>Amount Paid</b>	<b>Number of Students *</b>	<b>% of Amount Paid to Top 10</b>	<b>% of Students of Top 10</b>
University of Iowa	\$43,835,397	1,242	18.7%	19.4%
Indiana University Bloomington	\$41,565,863	1,083	17.7%	16.9%
Purdue University	\$26,239,332	731	11.2%	11.4%
Marquette University	\$21,388,891	569	9.1%	8.9%
Iowa State University	\$20,940,515	588	8.9%	9.2%
University of Missouri Columbia	\$20,839,652	655	8.9%	10.2%
University of Wisconsin Madison	\$20,501,869	549	8.7%	8.6%
Saint Louis University	\$16,788,347	447	7.2%	7.0%
Miami University	\$11,774,536	291	5.0%	4.5%
University of Michigan	\$10,795,882	252	4.6%	3.9%
	\$234,670,285	6,407		

\*Students (beneficiaries) are counted more than once if they attended more than one school.

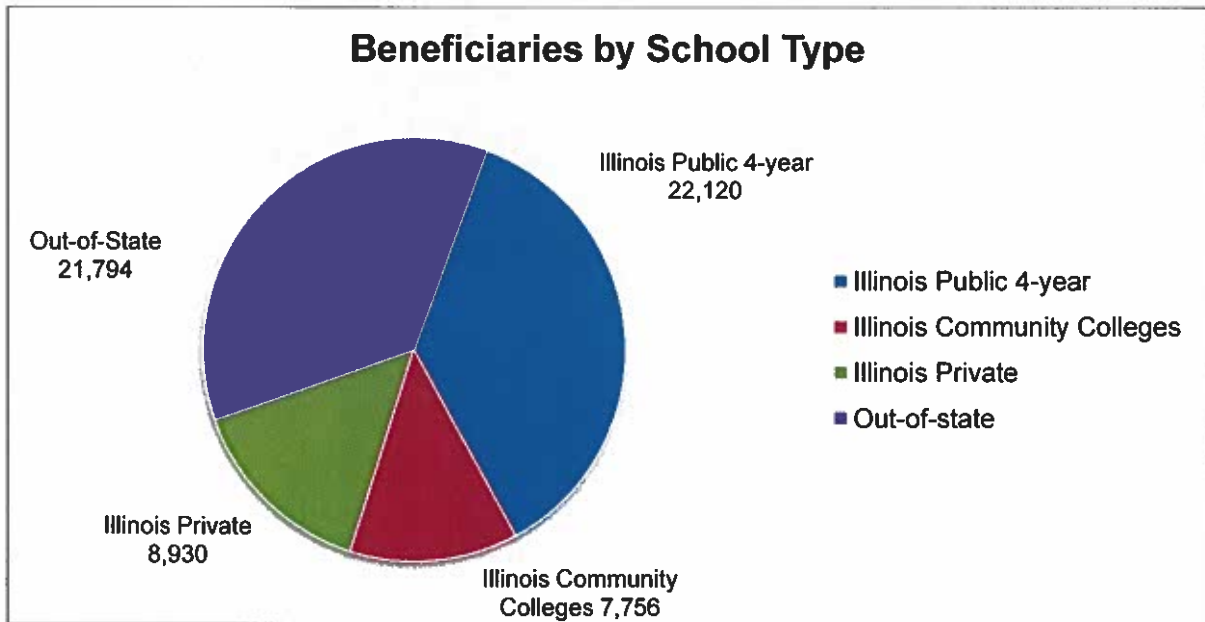
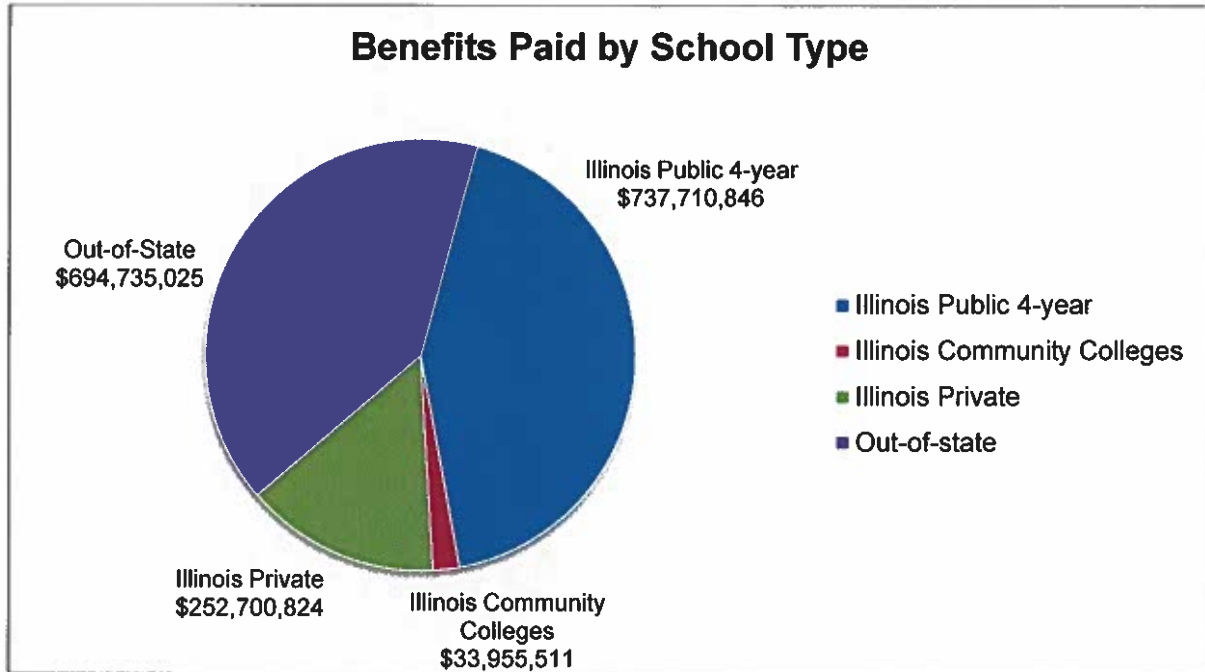
## Appendix D

### Utilization of Benefits - Fiscal Year 2024



## Appendix D

### Utilization of Benefits - Fiscal Years 1998 through 2024



**STATE OF ILLINOIS  
ILLINOIS STUDENT ASSISTANCE COMMISSION  
ILLINOIS PREPAID TUITION PROGRAM**

**FINANCIAL AUDIT**  
June 30, 2024

Performed as Special Assistant Auditors  
for the Auditor General, State of Illinois

STATE OF ILLINOIS  
ILLINOIS STUDENT ASSISTANCE COMMISSION  
ILLINOIS PREPAID TUITION PROGRAM

FINANCIAL AUDIT  
June 30, 2024

CONTENTS

AGENCY OFFICIALS .....	1
FINANCIAL STATEMENT REPORT	
SUMMARY .....	2
INDEPENDENT AUDITOR'S REPORT .....	3-5
BASIC FINANCIAL STATEMENTS	
STATEMENT OF NET POSITION.....	6
STATEMENT OF REVENUES, EXPENSES AND CHANGES IN NET POSITION .....	7
STATEMENT OF CASH FLOWS .....	8
NOTES TO FINANCIAL STATEMENTS.....	9-31
OTHER INFORMATION	
ACTUARIAL SOUNDNESS VALUATION REPORT (UNAUDITED) .....	32-75
SUPPLEMENTAL ACTUARIAL SOUNDNESS VALUATION REPORT (UNAUDITED) .....	76-99
INDEPENDENT AUDITOR'S REPORT ON INTERNAL CONTROL OVER FINANCIAL REPORTING AND ON COMPLIANCE AND OTHER MATTERS BASED ON AN AUDIT OF FINANCIAL STATEMENTS PERFORMED IN ACCORDANCE WITH <i>GOVERNMENT AUDITING STANDARDS</i> .....	100-101

STATE OF ILLINOIS  
ILLINOIS STUDENT ASSISTANCE COMMISSION  
ILLINOIS PREPAID TUITION PROGRAM  
AGENCY OFFICIALS

---

Commission Officials:

Executive Director	Eric Zarnikow
Chief Financial Officer	Rolake Adedara (01/01/25–Present) Rolake Adedara (Interim) (01/01/24–12/31/23) Shoba Nandhan (Up to 12/31/23)
Director of Investments	Roger Rojas
General Counsel	Lisa Murphy-Coveny (Interim) (03/21/24 – Present) William G. Farrar (11/16/23 – 03/21/24) Rich Nowell (Interim) (Up to 11/15/23)
Chief Internal Audit Officer	Kishor Desai

Governing Board:

Chairman	Kevin B. Huber
Vice Chair	Elizabeth V. Lopez
Commissioner	Caleb Herod (09/09/24 – Present) Vacant (06/08/23-09/09/24)
Commissioner	James A. Hibbert
Commissioner	Maureen Amos
Commissioner	Dr. Jonathan “Josh” Bullock
Commissioner	Franciene Sabens
Commissioner	Darryl Arrington
Commissioner	Thomas Dowling
Student Commissioner	Payton Ade

Commission Offices:

1755 Lake Cook Road  
Deerfield, IL 60015-5209

500 West Monroe  
Springfield, IL 62704

160 North LaSalle  
Suite N-100  
Chicago, IL 60601

---

**FINANCIAL STATEMENT REPORT**

STATE OF ILLINOIS  
ILLINOIS STUDENT ASSISTANCE COMMISSION  
ILLINOIS PREPAID TUITION PROGRAM  
SUMMARY  
June 30, 2024

---

**SUMMARY**

The audit of the accompanying financial statements of the Illinois Prepaid Tuition Program of the State of Illinois, Illinois Student Assistance Commission (Program) was performed by Crowe LLP.

Based on their audit, the auditors expressed an unmodified opinion on the Program's financial statements.

**EXIT CONFERENCE**

In correspondence received from Rolake Adedara, Chief Financial Officer, on <>, 2024, the Commission elected to waive a formal exit conference.

STATE OF ILLINOIS  
ILLINOIS STUDENT ASSISTANCE COMMISSION  
ILLINOIS PREPAID TUITION PROGRAM  
STATEMENT OF NET POSITION  
June 30, 2024

---

**ASSETS**

Current

Cash and cash equivalents	\$ 4,474,992
Investments	99,897,980
Receivables:	
Contracts receivable	1,174,243
Recoverable taxes	494
Accrued interest on investments	<u>16,412</u>
Total current assets	105,564,121

Noncurrent

Investments	388,608,377
Contracts receivable	<u>2,617,667</u>
Total non-current assets	<u>391,226,044</u>

Total assets 496,790,165

**LIABILITIES**

Current

Accounts payable and accrued expenses	1,853,242
Due to State of Illinois component units	15,301
Tuition obligation	<u>97,600,423</u>
Total current liabilities	99,468,966

Noncurrent

Tuition obligation	<u>348,170,493</u>
--------------------	--------------------

Total liabilities 447,639,459

**Net position, restricted** **\$ 49,150,706**

---

See notes to financial statements.

STATE OF ILLINOIS  
ILLINOIS STUDENT ASSISTANCE COMMISSION  
ILLINOIS PREPAID TUITION PROGRAM  
STATEMENT OF REVENUES, EXPENSES AND CHANGES IN NET POSITION  
For the Year Ended June 30, 2024

---

**Operating revenues:**

Income from investment securities (net of closed end funds investment management fees of \$524,456; see Note 3)	\$ 38,999,031
Interest revenue, other	302,109
Fees	<u>175,074</u>
Total operating revenues	39,476,214

**Operating expenses:**

Salaries and employee benefits	598,332
Accreted tuition expense	(2,032,193)
Management and professional services	1,576,388
Investment management fees	220,172
Investment advisory fees	<u>447,678</u>
Total operating expenses	<u>810,377</u>

**Change in net position** 38,665,837

Net position, July 1, 2023 10,484,869

**Net position, June 30, 2024** \$ 49,150,706

---

See notes to financial statements.

STATE OF ILLINOIS  
ILLINOIS STUDENT ASSISTANCE COMMISSION  
ILLINOIS PREPAID TUITION PROGRAM  
STATEMENT OF CASH FLOWS  
For the Year Ended June 30, 2024

---

<b>Cash flows from operating activities</b>	
Cash receipts from tuition contracts	\$ 2,024,428
Cash received from fees	175,074
Cash paid for refund of contracts	(24,994,968)
Cash paid for tuition	(80,841,668)
Cash payments to suppliers for goods and services	(659,731)
Cash payments to employees for services	<u>(598,332)</u>
Net cash used by operating activities	<u>(104,895,197)</u>
<b>Cash flows from investing activities</b>	
Purchase of investment securities	(772,235,537)
Proceeds from sales and maturities of investment securities	868,569,878
Interest and dividends on investments	9,526,196
Cash paid to investment managers	(220,172)
Transferred out for Unclaimed Property	<u>(83,541)</u>
Net cash provided by investing activities	<u>105,556,824</u>
<b>Net increase in cash and cash equivalents</b>	661,627
Cash and cash equivalents, July 1, 2023	<u>3,813,365</u>
<b>Cash and cash equivalents, June 30, 2024</b>	<u><u>\$ 4,474,992</u></u>
<b>Reconciliation of operating income to net cash used in operating activities</b>	
Operating income, change in net position	\$ 38,665,837
Adjustments to reconcile operating income to net cash used by operating activities:	
Investment income and other interest income	(39,301,124)
Investment management fees	220,172
Investment advisory fees	447,678
Transferred out for Unclaimed Property	83,541
Decrease in assets:	
Contracts receivable	1,608,105
Increase (decrease) in liabilities:	
Accounts payable and accrued expenses and investments purchased	829,225
Due to State of Illinois component units	3,876
Accreted tuition expense	(2,032,193)
Tuition obligation	<u>(105,420,314)</u>
Total adjustments	<u>(143,561,034)</u>
Net cash used by operating activities	<u><u>\$ (104,895,197)</u></u>
<b>Supplemental disclosure of noncash investing activities:</b>	
Net appreciation in fair value of investments	<u><u>\$ 29,587,364</u></u>

---

See notes to financial statements.

STATE OF ILLINOIS  
ILLINOIS STUDENT ASSISTANCE COMMISSION  
ILLINOIS PREPAID TUITION PROGRAM  
NOTES TO FINANCIAL STATEMENTS  
June 30, 2024

---

**NOTE 1 – DESCRIPTION OF PROGRAM**

The Illinois Student Assistance Commission (ISAC or Commission) administers the nonshared proprietary fund, Illinois Prepaid Tuition Program (*College Illinois!*<sup>®</sup> or Program) described below. A nonshared fund is a fund in which a single State agency is responsible for administering substantially all financial transactions of the fund.

Legislation authorizing ISAC to administer an Illinois Prepaid Tuition Program was passed in November 1997. The purpose of this program is to provide Illinois families with an affordable tax-advantaged method to pay for college. Illinois Prepaid Tuition contracts will allow participants to prepay the cost of tuition and mandatory fees at Illinois public universities and community colleges. Benefits of the contracts can also be used at private and out-of-state colleges and universities. Contracts can be purchased in a lump sum payment or in installments. Effective FY 2018, no new contracts are being sold by the Illinois Prepaid Tuition Program. See Note 10 for details.

The Illinois Prepaid Tuition Program Fund (Fund) is a non-appropriated fund.

Program Administration: Oversight of the Program is provided by the Illinois Student Assistance Commission, an agency of the State of Illinois, which was established more than 50 years ago with the mission of helping to make college accessible and affordable for Illinois students. The agency is governed by the Commission, a board of ten persons (barring temporary vacancies) appointed by the Governor, with the consent of the Illinois Senate. The Commission employs and provides direction to an Executive Director who is responsible for overseeing and implementing the Commission's day-to-day operations. The Commission's administrative powers include but are not limited to adopting a sound Investment Policy; approving any changes to the investment manager structure; and monitoring and evaluating the investment performance of the Fund.

The Investment Committee (Committee) refers to a committee consisting of at least three members of the Commission with knowledge of investing. Investment Committee members shall be selected by the Chair of the Commission and approved by a vote of the Commission. The Investment Committee is generally responsible for monitoring Fund investments and performance to ensure compliance with the Investment Policy and making related recommendations to the Commission.

The Commission also appoints the members of the Investment Advisory Panel, in a manner consistent with the representation prescribed in the Illinois Prepaid Tuition Act. The Panel consists of seven persons (barring temporary vacancies) with expertise in the areas of accounting, actuarial practice, risk management or investment management. It provides advice to the Commission on issues related to the Program's financial policies and practices and its investment strategy and asset allocation with the objective of obtaining the best possible return on investments, consistent with the actuarial soundness of the Program. The Investment Advisory Panel may also advise on other aspects of the Program.

The Program has been designed to comply with all requirements relating to qualified tuition programs under Section 529 of the Internal Revenue Code of 1986 and Illinois law.

The financial statements of the Program administered by ISAC have been prepared in accordance with accounting principles generally accepted in the United States of America (GAAP) as prescribed by the Governmental Accounting Standards Board (GASB). To facilitate the understanding of data included in the financial statements, summarized below are the more significant accounting policies.

---

(Continued)

STATE OF ILLINOIS  
ILLINOIS STUDENT ASSISTANCE COMMISSION  
ILLINOIS PREPAID TUITION PROGRAM  
NOTES TO FINANCIAL STATEMENTS  
June 30, 2024

---

**NOTE 2 – SUMMARY OF SIGNIFICANT ACCOUNTING POLICIES**

Reporting Entity: The Program does not have component units, nor is it a component unit of any other entity. The Program is not legally separate from the State of Illinois; it is included in the financial statements of the State as a proprietary fund. The State of Illinois' Annual Comprehensive Financial Report may be obtained by writing to the State Comptroller's Office, Financial Reporting Department, 325 West Adams Street, Springfield, Illinois 62704-1871.

The financial statements present only the Program administered by the State of Illinois, Illinois Student Assistance Commission (ISAC) and do not purport to, and do not, present fairly the financial position of the State of Illinois or ISAC as of June 30, 2024, and changes in their financial positions and cash flows, where applicable, for the year then ended in conformity with accounting principles generally accepted in the United States of America.

The assets of the Fund are to be preserved, invested, and expended solely pursuant to and for the purposes of the Fund and may not be loaned or otherwise transferred or used by the State for any other purpose.

Basis of Presentation: In government, the basic accounting and reporting entity is a fund. A fund is a self-balancing set of accounts segregated for specific purposes/activities generally in accordance with laws and regulations or specific restrictions or limitations on resource use. As a proprietary fund, a statement of net position, statement of revenues, expenses, and changes in net position, and statement of cash flows have been presented for the Program administered by ISAC.

Operating revenues result from exchange transactions associated with the principal activity of the Fund. Exchange transactions are those in which each party receives and gives up essentially equal values. Due to the nature of the Program activities, income from investments is considered an operating activity in the Statement of Revenues, Expenses, and Changes in Net Position. The Fund has no nonoperating activities.

Basis of Accounting: The Program is reported as an enterprise fund, using the economic resources measurement focus and the accrual basis of accounting.

Revenues are recorded when earned and expenses are recorded at the time liabilities are incurred, regardless of when the related cash flow takes place. The fund accounts for resources received and used for financing self-supporting activities of the Program that offers services (prepaid tuition contracts) on a user-charge basis to the general public.

Cash and Cash Equivalents: Cash and cash equivalents consist principally of deposits held in the State Treasury. Cash and cash equivalents include cash on hand, cash in banks, interest bearing deposits with banks, and investments in the Illinois Fund.

Investments: The Program presents investments on its Statement of Net Position at fair value or amortized cost which approximates fair value – see Note 3 for information on the determination of fair value. The net appreciation or depreciation in the fair value of investments since the prior fiscal year (or purchase date for Fiscal Year 2024 purchases) is included in investment income in the Statement of Revenues, Expenses, and Changes in Net Position. Dividend and interest income are recorded in the period earned.

---

(Continued)

STATE OF ILLINOIS  
ILLINOIS STUDENT ASSISTANCE COMMISSION  
ILLINOIS PREPAID TUITION PROGRAM  
NOTES TO FINANCIAL STATEMENTS  
June 30, 2024

---

**NOTE 2 – SUMMARY OF SIGNIFICANT ACCOUNTING POLICIES (Continued)**

Contracts Receivable: Contracts receivable represents the amount the Program expects to receive from contract holders for contracts purchased on an installment basis. The actuarially determined present value of future contributions was \$3,791,910 as of June 30, 2024, using a 4.71% discount rate. The Program expects to receive contributions totaling \$1,174,243 in Fiscal Year 2025. This amount has been classified as current contracts receivable on the Statement of Net Position. The total contract receivable balance is expected to be received over the next nine years.

Interfund Transactions: The Program has the following type of interfund transactions with other funds of the State:

*Loans*—amounts provided with a requirement for repayment. Interfund loans are reported as interfund receivables (i.e., due from other funds) in lender funds and interfund payables (i.e., due to other funds) in borrower funds.

*Reimbursements*—repayments from the funds responsible for particular expenditures or expenses to the funds that initially paid for them. Reimbursements are reported as expenditures/expenses in the reimbursing fund and as a reduction of expenditures/expenses in the reimbursed fund.

*Transfers*—flows of assets (such as cash or goods) without equivalent flow of assets in return and without a requirement for repayment. Transfers are reported after nonoperating revenues and expenses.

Tuition Obligation: The tuition obligation in the Program represents the net contract amount for the 15,759 contracts held by the fund as of June 30, 2024, plus the actuarially-determined present value of future benefits the Program expects to provide to contract holders for all contracts.

Net Position (Deficit): Net position at year-end (when positive) is restricted by the provisions of the tuition contracts, for tuition payments for beneficiaries of the contract owners, and administrative expenses. Net deficits however are categorized as unrestricted and represent the unfunded liability of the Program.

Use of Estimates: The preparation of financial statements requires management to make estimates and assumptions that affect the reported amounts of assets, deferred inflows of resources, liabilities, deferred outflows of resources, and disclosure of contingent assets and liabilities at the date of the financial statements and the reported amounts of revenues and expenses during the reporting period. Actual results could differ from those estimates.

Funding and Actuarial Assistance: Program funding is derived entirely from payments received from contract purchasers and the investment income earned by the Fund. The Commission has obtained actuarial assistance in order to measure the Fund's obligations. The assets of the Fund are to be preserved, invested, and expended solely pursuant to and for the purposes of the Fund and may not be loaned or otherwise transferred or used by the State for any other purpose.

---

(Continued)

STATE OF ILLINOIS  
ILLINOIS STUDENT ASSISTANCE COMMISSION  
ILLINOIS PREPAID TUITION PROGRAM  
NOTES TO FINANCIAL STATEMENTS  
June 30, 2024

---

**NOTE 3 – DEPOSITS AND INVESTMENTS**

Investment Authority and Legal Compliance: The State Treasury is the custodian of the State's cash and cash equivalents for the Program maintained in the State Treasury. The investment authority for the State Treasury is found in the State Treasurer Act (15 ILCS 505), which authorizes the State of Illinois primary government and its component units to engage in a wide variety of investment activities. For further details please refer to the State of Illinois Annual Comprehensive Financial Report (ACFR). A copy of the ACFR can be obtained from the Illinois Office of the Comptroller at 325 West Adams, Springfield, Illinois 62704.

The Program independently manages cash and cash equivalents maintained outside the State Treasury.

The Commission board members have ultimate responsibility for the success and safety of the investment program. Specific responsibilities of the Commission include, but are not limited to, the following:

1. Adopting a sound investment policy. The investment policy may be modified from time to time by action of the Commission and shall be adopted annually by the Commission in accordance with the Illinois Prepaid Tuition Act.
2. Adopting a sound asset allocation. The asset allocation shall be reviewed annually for reasonableness and a formal asset allocation study will be conducted at least every three years.
3. Approving any changes to the investment manager structure.
4. Approving the selection and termination of any investment service provider.
5. Monitoring and evaluating the investment performance of the Fund and ensuring the risk profile is consistent with investment policy objectives.
6. Establishing the primary duties and responsibilities of those accountable for achieving and reviewing investment results.
7. Adopting and reviewing, at least annually, the diversity policies required by section 30(b-5) of the Illinois Prepaid Tuition Act (110 ILCS 979/30(b-5)).

The Commission may not delegate its oversight and management responsibilities but will be assisted in its functions by other sub committees, panels, and agency staff.

The Commission by statute (Illinois Prepaid Tuition Act, 110 ILCS 979) is required to appoint an investment advisory panel to offer advice and counseling regarding the investments of the Program.

The Commission appoints members to the panel in a manner consistent with the representation prescribed in the Illinois Prepaid Tuition Act. The panel is required to annually review and advise the Commission on provisions of the strategic comprehensive investment plan.

The investment policy represents the comprehensive investment plan as referred to in the Illinois Prepaid Tuition Act. The investment policy is reviewed by the Commission annually and identifies a set of investment objectives, guidelines, and performance standards for the investment of the assets of the Fund.

The Commission also appoints an Investment Committee consisting of at least three (3) members of the Commission with knowledge of investing. Investment Committee members are selected by the Chair of the Commission and approved by a vote of the Commission. The Investment Committee meets at least quarterly with the Director of Investments and the Investment Consultant.

---

(Continued)

STATE OF ILLINOIS  
ILLINOIS STUDENT ASSISTANCE COMMISSION  
ILLINOIS PREPAID TUITION PROGRAM  
NOTES TO FINANCIAL STATEMENTS  
June 30, 2024

---

**NOTE 3 – DEPOSITS AND INVESTMENTS** (Continued)

The Investment Committee is generally responsible for monitoring Fund investments and performance to ensure compliance with the Investment Policy and for considering investment initiatives for potential recommendation to the full Commission.

The Director of Investments is responsible for the day-to-day operation and oversight of the Fund and for coordinating the activities of the Investment Committee, the Investment Advisory Panel, and investment related activities of the Commission. The Director of Investments reports directly to the Executive Director and has a “dotted-line” reporting relationship to the Commission. The Director of Investments has the authority and responsibility to ensure that the Commission is adequately informed on matters and concerns relating to Fund investments. The Director of Investments will work closely with the Executive Director, Investment Consultant, and Investment Staff to carry out the duties and responsibilities of this role.

In accordance with the Illinois Prepaid Tuition Act, the Commission may arrange to compensate for personalized investment advisory services rendered with respect to any or all of the investments under its control to an investment advisor registered under Section 8 of the Illinois Securities Law of 1953 or any bank or other entity authorized by law to provide those services.

A qualified investment consultant, on an ongoing basis, evaluates the Program. The primary role of the Investment Consultant is to provide the information, analysis, and advice required by the Investment Staff, Investment Advisory Panel, Investment Committee, and Commission to carry out their duties and to assist them in developing and implementing a prudent process for monitoring and evaluating Fund investments. The Investment Consultant will work closely with the Director of Investments but is expected to provide an independent perspective to the Investment Committee and Commission.

Written reports are provided to the Commission by the investment consultant no later than 45 days after the end of each calendar quarter. The Director of Investments and investment consultant meet with the various investment managers on a regular basis to review the investment guidelines and the asset/liability structure of the Program. The investment consultant also assists the Director of Investments, Investment Committee, Commission, and the Investment Advisory Panel with the selection of investment managers and custodians.

The qualified investment consultant retained by the Commission is expected to provide an independent perspective within the parameters set forth in the investment policy guidelines. The Program has contracted with Callan LLC to evaluate the investment performance of the Program on an ongoing basis.

The investment policy authorizes the Commission to utilize a third-party custodian to safe-keep the assets of the Fund and to provide reports on a monthly basis to all relevant parties. The custodian retained by the Commission is required to exercise discretion within the parameters set forth in the investment policy guidelines for the portfolio(s) they manage on behalf of the Fund.

The Custodian has three primary responsibilities, namely: (1) Safekeeping of Assets – custody, pricing and accounting and reporting of assets owned by the Fund; (2) Trade Processing – track and reconcile assets that are acquired and disposed; and (3) Asset Servicing – maintain all economic benefits of ownership such as income collection, corporate actions, and proxy notification issues.

---

(Continued)

STATE OF ILLINOIS  
ILLINOIS STUDENT ASSISTANCE COMMISSION  
ILLINOIS PREPAID TUITION PROGRAM  
NOTES TO FINANCIAL STATEMENTS  
June 30, 2024

---

**NOTE 3 – DEPOSITS AND INVESTMENTS** (Continued)

The Commission may direct that assets of the Program be placed in savings accounts or may use the same to purchase fixed or variable life insurance or annuity contracts, securities, evidence of indebtedness, or other investment products pursuant to the comprehensive investment plan and in such proportions as may be designated or approved under that plan.

The Commission also authorizes the hiring of professional investment managers to manage the assets of the Fund. Investment managers are hired who, by their record and experience have demonstrated their fiduciary responsibility, their investment expertise, their investment experience, and their capacity to undertake the mandate for which they are being considered. Investment managers retained for the Program acknowledge in writing that they are a fiduciary with respect to the Fund or that they are a fiduciary to a limited partnership or commingled fund in which the Fund is an investor.

Unless otherwise exempt from registration, investment managers need to be currently registered and maintain registration as an investment advisor under the Investment Advisors Act of 1940, a bank (as defined in the Act), or an insurance company qualified to perform investment management services under the law of more than one state unless otherwise approved on an exception basis.

The Commission has established strict guidelines to ensure that hiring decisions are made in a full-disclosure environment characterized by competitive selection, objective evaluation, and proper documentation. The overriding consideration with respect to all decisions is that they shall be made solely in the best interest of participants and beneficiaries of the Fund.

The Program investment policy dictates certain guidelines and restrictions that apply to each approved asset class. Such restrictions may include certain prohibited transactions, as well as restrictions on portfolio composition. In accordance with the investment policy approved on June 25, 2012, the Fund will not make any new direct private investments or new co-investments that are tied to a single company or investment.

Custodial Credit Risk - Deposits: Custodial credit risk is the risk that in the event of a bank failure, the Program's deposits may not be returned to it. State law (30 ILCS 230/2C) requires that all deposits of public funds be covered by FDIC insurance or eligible collateral. The Program has no policy that would further limit the requirements under State law. As of June 30, 2024, the Program's deposits held outside the State Treasury were not exposed to custodial credit risk.

Investments: ISAC is required annually to adopt a comprehensive investment policy to invest the funds received through contract payments. The Commission approved the Program's most recent revision to the investment policy in April 2024. Subsequent to year end, in September 2024, the Commission made a minor change to the investment policy.

The comprehensive investment plan specifies the investment policies to be utilized by the Commission in its administration of the Program. The Commission may direct that assets of the Program be invested in a manner that will meet or exceed the return of the Policy Benchmark consistent with the actuarial soundness of the Fund and the risk level expected from the asset allocation. The investments should be in compliance with all applicable federal and state laws and other statutes governing the investment of Program resources.

---

(Continued)

STATE OF ILLINOIS  
ILLINOIS STUDENT ASSISTANCE COMMISSION  
ILLINOIS PREPAID TUITION PROGRAM  
NOTES TO FINANCIAL STATEMENTS  
June 30, 2024

---

**NOTE 3 – DEPOSITS AND INVESTMENTS** (Continued)

The asset allocation targets are reviewed annually for reasonableness in relation to significant economic and market changes or to changes in the investment objectives. A formal asset allocation study is conducted as directed, but at least every three years, to verify or provide a basis for revising the targets. The asset allocation establishes target weights for each asset class and is designed to maximize the long-term expected return of the Program within an acceptable risk tolerance while providing liquidity to meet Program liabilities.

The Investment Committee and Commission approved the adoption and implementation of a Liability Driven Investment (LDI) strategy on April 22, 2024. The goal is to match future expected benefits with future expected cash flows from a structured US Treasury bond portfolio in order to minimize investment risk. As of June 30, 2024, approximately 80% of program assets are invested in US Treasury securities in accordance with the LDI strategy.

The table below establishes the asset allocation targets. In order to minimize trading costs and market risk associated with transitioning to the long-term targets, Program cash flows will be used to move gradually toward the long-term target weights.

<u>Asset Allocation</u>	<u>Policy Targets</u>	<u>Rebalancing Range</u>	
		<u>Lower Limit</u>	<u>Upper Limit</u>
U.S. equity	2.00%	0.00%	5.00%
Non-U.S. equity	0.00%	N/A	N/A
Fixed income	2.00%	0.00%	25.00%
High yield	3.00%	0.00%	7.00%
REIT	0.00%	0.00%	7.00%
Real estate	10.00%	N/A	N/A
Infrastructure	5.00%	N/A	N/A
Private equity	0.00%	N/A	N/A
Cash	78.00%	N/A	N/A

The primary benchmark (the Policy Benchmark) for evaluating the performance of the Program is a Target Index consisting of a market index or equivalent for each asset class, weighted in accordance with the target allocation. Over a three to five years period the Program is expected to generate returns, after payment of all fees and expenses, which exceed the returns of the Target Index.

---

(Continued)

STATE OF ILLINOIS  
ILLINOIS STUDENT ASSISTANCE COMMISSION  
ILLINOIS PREPAID TUITION PROGRAM  
NOTES TO FINANCIAL STATEMENTS  
June 30, 2024

---

**NOTE 3 – DEPOSITS AND INVESTMENTS** (Continued)

The Target Index components are as follows.

<u>Asset Class</u>	<u>Index</u>	<u>Weight</u>
U.S. Equity	S&P 500	2.00%
Non-U.S. Equity	MSCI ACWI ex US	0.00%
Fixed Income	Bloomberg U.S. Aggregate	2.00%
High Yield	BofA MLHY Master II	3.00%
REIT	MSCI US REIT	0.00%
Real Estate	NCREIF ODCE	10.00%
Infrastructure	90-day T Bills	5.00%
Private Equity	S&P 500	0.00%
Cash	90-day T-Bills	78.00%

ISAC has established investment guidelines for the investment managers and conducts through due diligence before the appointment of all investment managers. ISAC has retained Astatine Capital Partners, CM Growth Capital Partners LP, Polen Capital Partners, Garcia Hamilton and Associates, Lyrical-Antheus Realty Partners, Neuberger Berman, Portfolio Advisors, RhumbLine Advisers, Security Capital Research and Management, State Street Global Advisors and The Rohatyn Group as investment managers to assist with the investment of the Program.

Use of funds invested on behalf of the Program by the investment managers is restricted to the payout of tuition and fee benefits for Program beneficiaries and the administrative costs of running the program.

As of June 30, 2024, 2.4% of the funds were invested in U.S. Equities, 2.1% in Fixed Income, 3.7% in Infrastructure Funds, 0.1% in Absolute Return Funds, 0.1% in Private Equity Funds, 9.9% in Real Estate, 4.2% in Real Estate Investment Trust, 2.8% in High Yield, and 74.7% in cash and equivalents combined with short term treasury bills and notes.

Investments owned are reported at fair value or amortized cost as follows:

1. U.S. Government and Agency, Foreign and Corporate Obligations, Convertible Bonds – prices quoted by a major dealer in such securities.
2. Common Stock and Equity Funds, Preferred Stock, Foreign Equity Securities – (a) Listed – closing prices as reported on the composite summary of national securities exchanges; (b) Over-the-counter – bid prices.
3. Money Market Instruments – amortized cost which approximates fair values.
4. Real Estate Investments – fair values as determined by its investment managers and reviewed by Program investment staff and the investment consultant.
5. Private Equity, Absolute Return, and Infrastructure Funds – fair values as determined by its investment managers and reviewed by Program investment staff and the investment consultant. Valuations generally are based on the investee's last audited financial statements (generally December 31) and differences attributed to cash flows and subsequent events through June 30.

---

(Continued)

STATE OF ILLINOIS  
ILLINOIS STUDENT ASSISTANCE COMMISSION  
ILLINOIS PREPAID TUITION PROGRAM  
NOTES TO FINANCIAL STATEMENTS  
June 30, 2024

---

**NOTE 3 – DEPOSITS AND INVESTMENTS** (Continued)

The Program's investment in REITs represents convertible debt, senior unsecured debt securities, and preferred and common equity securities. Investment strategies of private equity funds include secondary funds.

The Program's investments in infrastructure represent investments used to seek capital appreciation and current income by acquiring, holding, financing, refinancing, and disposing of infrastructure investment and related assets. Infrastructure assets include various public works such as water utility, toll roads, inland barge terminals and a gas pipeline system.

The Program's investments in absolute return funds (funds of hedge funds) employ a broad range of diversifying investment strategies that may include arbitrage, global commodities, and global macro. Private equity, real estate and infrastructure investment portfolios consist of passive interests in non-publicly traded companies. The Program had outstanding unfunded commitments of approximately \$0.3 million to private equity partnerships and \$5.3 million to infrastructure funds as of June 30, 2024.

Recoverable taxes are taxes paid by legacy international equity investment managers to foreign governments. ISAC's custodian then reclaims tax withheld on dividends and interest in markets where tax reclaim benefits are available. These legacy investment managers no longer have assets under management. Their accounts at the custodian consist solely of recoverable taxes.

---

(Continued)

STATE OF ILLINOIS  
ILLINOIS STUDENT ASSISTANCE COMMISSION  
ILLINOIS PREPAID TUITION PROGRAM  
NOTES TO FINANCIAL STATEMENTS  
June 30, 2024

**NOTE 3 – DEPOSITS AND INVESTMENTS** (Continued)

The Program's cash and investments on June 30, 2024, are presented below by investment type and by investment manager:

<u>Asset Class</u>	<u>Investment Managers</u>		<u>Fair Value</u>	<u>Asset Allocation</u>
	<u>Asset Allocation at June 30, 2024</u>			
	<u>Investment Manager</u>			
All-cap core equity	Rhumblin Advisers	\$ 11,752,687	2.38%	
Total U.S. Equity		11,752,687	2.38%	
International equity recoverable taxes	Northern Trust	494	0.00%	
Total Non-U.S. equity		494	0.00%	
Fixed income - Passive core	State Street Global Advisors	10,161,740	2.06%	
Fixed income - Core Plus	T. Rowe Price	35	0.00%	
Total fixed income		10,161,775	2.06%	
High yield	DDJ Strategic Income Plus	13,581,418	2.75%	
Total high yield		13,581,418	2.75%	
REIT Preferred Growth	Security Capital Research	20,776,416	4.21%	
Total REIT		20,776,416	4.21%	
Real estate - Private Equity	Lyrical - Antheus	49,085,521	9.96%	
Total Real Estate		49,085,521	9.96%	
Infrastructure-Diversified Value Add	Astatine Capital Partners	280,623	0.06%	
Infrastructure-Asia Opportunities	The Rohatyn Group	18,131,418	3.68%	
Total infrastructure		18,412,041	3.74%	
Absolute return fund-Conservative	Neuberger Berman	284,563	0.06%	
Total Absolute Return Funds		284,563	0.06%	
Private equity secondary FoFs	Portfolio Advisors	229,848	0.05%	
Total Private Equity		229,848	0.05%	
Short Term Treasury Notes	Garcia Hamilton	364,222,088	73.88%	
		364,222,088	73.88%	
Total investments		488,506,851	99.09%	
Cash and equivalents	Northern Trust	3,023,800	0.61%	
Cash and equivalents	Illinois Funds, Treasury and lock box	1,451,192	0.30%	
Total cash and cash equivalents		4,474,992	0.91%	
Total portfolio		\$ 492,981,843	100.00%	

(Continued)

STATE OF ILLINOIS  
ILLINOIS STUDENT ASSISTANCE COMMISSION  
ILLINOIS PREPAID TUITION PROGRAM  
NOTES TO FINANCIAL STATEMENTS  
June 30, 2024

---

**NOTE 3 – DEPOSITS AND INVESTMENTS** (Continued)

Investment Management Fees: The Program has contracted with Commission-approved investment managers to manage the assets of the Program. The investment managers serve as investors and investment advisors to the Program.

For investment managers who invest moneys in publicly held securities the Program pays an investment management fee for investment management services. The investment management fee is based upon contractually agreed upon conditions and provisions. Investment management fees expense for investments in publicly held securities amounted to \$220,172 for the year ended June 30, 2024, and is accounted for in the Statement of Revenues, Expenses, and Changes in Net Position.

For investment managers of alternative investments (not publicly held securities) the Program pays an investment advisory fee. The investment advisory fees are calculated based upon the terms and conditions agreed upon with each individual contractual agreement and are recognized as investment advisory fees expense in the Statement of Revenues, Expenses, and Changes in Net Position. Investment advisory expense as reflected in the Statement of Revenues, Expenses, and Changes in Net Position for Fiscal Year 2024 amounts to \$447,678.

For certain alternative investment managers of private equity, infrastructure and real estate which are closed end funds and ISAC is a limited partner, the investment advisory fee is reflected in a slightly different way. If the investment management fees are outside of the Limited Partner's capital account, then the fees are included as part of the investment advisory fees expense in the Statement of Revenues, Expenses, and Changes in Net Position. If the closed-end fund accounts for management fees within the Limited Partner's capital account, then management fee expense is included in the Net Asset Value calculation and would therefore be included in the income from investment securities on the Statement of Revenues, Expenses and Changes in Net Position.

Investment managers who fall into the last category are listed below:

- Lyrical-Antheus Realty Partners
- Astatine Capital Partners
- The Rohatyn Group
- Portfolio Advisors

Approximately \$524,456 in investment advisory fees and no performance fees are included in the amount reported for income from investment securities for the Fiscal Year ending June 30, 2024, and is accounted for as a part of the income from investment securities in the Statement of Revenues, Expenses, and Changes in Net Position. Additionally, these amounts are reflected in the carrying value on the Statement of Net Position.

---

(Continued)

STATE OF ILLINOIS  
ILLINOIS STUDENT ASSISTANCE COMMISSION  
ILLINOIS PREPAID TUITION PROGRAM  
NOTES TO FINANCIAL STATEMENTS  
June 30, 2024

---

**NOTE 3 – DEPOSITS AND INVESTMENTS** (Continued)

The State Treasurer is the custodian of the State’s cash and cash equivalents for the Program maintained in the State Treasury. Amounts on deposits in the custody of the State Treasurer totaled \$1,444,764 on June 30, 2024. These deposits are pooled and invested with other State funds in accordance with the Deposit of State Moneys Act of the Illinois Compiled Statutes (15 ILCS 520/11). Funds held by the State Treasurer have not been addressed as to custodial credit risk because the Program does not own individual securities. Funds held by the State Treasurer are not rated for credit risk and the interest rate risk cannot be determined because the weighted average maturity information for these amounts is not available for individual funds. Details on the nature of these deposits and investments, along with risk disclosures, are available within the State of Illinois’ Annual Comprehensive Financial Report.

Interest Rate Risk: Interest rate risk is the risk that changes in interest rates of debt investments will adversely affect the fair value of an investment. The Program’s policy for managing interest rate risk is to monitor duration against an appropriate benchmark index.

The duration of the portfolios, by Manager, for the fixed income securities (excluding real estate portfolio), compared to the benchmark index(s) is as follows:

<u>Fixed Income Portfolio Manager</u>	<u>Average Duration</u>	<u>Bloomberg Aggregate Bond Index</u>	<u>Bloomberg Int. Government/ Credit Index</u>
Garcia Hamilton Laddered Treasury	2.18 Years	6.13 Years	N/A
SSGA U.S. Aggregate Bond Index (common collective trust)	6.13 Years	6.13 Years	N/A

---

(Continued)

STATE OF ILLINOIS  
ILLINOIS STUDENT ASSISTANCE COMMISSION  
ILLINOIS PREPAID TUITION PROGRAM  
NOTES TO FINANCIAL STATEMENTS  
June 30, 2024

---

**NOTE 3 – DEPOSITS AND INVESTMENTS** (Continued)

**Portfolio Weighted Average Maturity**

Portfolio Weighted Average  
June 30, 2024

---

<u>Investment Type</u>	<u>Fair Value</u>	<u>Weighted Average Maturity (in Years)</u>
U.S. Treasury notes	\$ 363,591,943	2.36
Bond common collective trust	<u>10,161,740</u>	8.58
Total fair value	<u>\$ 373,753,683</u>	
Portfolio weighted average maturity		<u>2.53</u>

**Credit Risk:** Credit risk is the risk that an issuer or other counterparty to an investment will not fulfill its obligations. The operational guidelines for actively-managed bond managers set forth in the Program investment policy are:

- The weighted average credit quality of portfolio holding will not fall below A- or equivalent.
- No more than 20% of the portfolio will be invested in issues rated below Baa3 or BBB-, A2 or P2.
- No more than 10% in non-U.S. securities (dollar and non-dollar) rated below investment grade.
- Should a security be downgraded to a rating of "B" or below, the investment manager will determine the appropriate action (sell or hold) based on the perceived risk and expected return of the position and will inform the Director of Investments and the Investment Consultant in writing of the action taken.

---

(Continued)

STATE OF ILLINOIS  
ILLINOIS STUDENT ASSISTANCE COMMISSION  
ILLINOIS PREPAID TUITION PROGRAM  
NOTES TO FINANCIAL STATEMENTS  
June 30, 2024

**NOTE 3 – DEPOSITS AND INVESTMENTS** (Continued)

The following tables indicate credit ratings, as of June 30, 2024, for the Program's debt security investments (other than obligations of the U.S. Government or obligations explicitly guaranteed by the U.S. Government which are not considered to have credit risk). Ratings for debt security investments that have multiple ratings are on the following page:

Credit Ratings (Excludes Multiple-Rated Securities)  
June 30, 2024

	<u>Total Fair Value</u>	<u>Moody's**</u>
Money market mutual funds	\$ 3,653,980	NR
Illinois Funds	5,218	NR
Bond common collective trust	10,161,740	NR

\*NR - Not rated

Credit Ratings (Multiple-Rated Securities)  
June 30, 2024

<u>Rating Agency</u>		<u>Credit Rating</u>	<u>Total Fair Value</u>
Moody's	U.S. Treasury notes	Aaa	\$ 349,020,775
	U.S. Treasury notes	*TSY	14,571,168
			363,591,943

\*TSY - Treasury Yield

(Continued)

STATE OF ILLINOIS  
ILLINOIS STUDENT ASSISTANCE COMMISSION  
ILLINOIS PREPAID TUITION PROGRAM  
NOTES TO FINANCIAL STATEMENTS  
June 30, 2024

---

**NOTE 3 – DEPOSITS AND INVESTMENTS** (Continued)

Custodial Credit Risk: Custodial credit risk for investments is the risk that, in the event of a failure of the counterparty, the Program will not be able to recover the value of the investment or collateral securities that are in the possession of an outside party. The Program does not have an investment policy for custodial credit risk for investments.

The Program is not exposed to custodial credit risk at June 30, 2024.

Concentration of Credit Risk: Concentration of credit risk is the risk of loss attributed to the magnitude of an investment in a single issuer.

The operational guidelines as set forth in the Program's investment policy indicate:

- For fixed income managers no more than five percent of the fixed income portfolio at time of purchase may be invested in any one company, except for U.S. government or agency issues.
- For investments in international equity, investment in any one issuer shall not exceed five percent of the market value of the portfolio at the time of purchase. No more than ten percent of the market value of the portfolio may be held in any one issuer at any time. Investment in any one company in the portfolio may be no more than ten percent of the total market value of that company.
- For investments in domestic equity, investment in any one issuer shall not exceed five percent of the market value of the portfolio at the time of purchase. No more than ten percent of the market value of the portfolio may be held in any one issuer at any time. Investment in any one company in the portfolio may be no more than ten percent of the total market value of that company.

As of June 30, 2024, there were no investments subject to concentration of credit risk.

Foreign Currency Risk: Foreign currency risk is the risk that changes in currency exchange rates will adversely affect the fair value of an investment.

The Program's investments in international equity are in compliance with the guidelines of the investment policy. As of June 30, 2024, the Program is not invested in international equities.

The Program has no investments denominated in foreign currency as of June 30, 2024.

---

(Continued)

STATE OF ILLINOIS  
ILLINOIS STUDENT ASSISTANCE COMMISSION  
ILLINOIS PREPAID TUITION PROGRAM  
NOTES TO FINANCIAL STATEMENTS  
June 30, 2024

**NOTE 3 – DEPOSITS AND INVESTMENTS (Continued)**

Valuation: The Program categorizes its fair value measures within the fair value hierarchy established by generally accepted accounting principles. The hierarchy is based on the valuation inputs used to measure the fair value of the asset. Level 1 inputs are quoted prices in active markets for identical assets; Level 2 inputs are significant other observable inputs (see pages 16-17); and leveling is not required for investments held at amortized cost. The Program has the following as of June 30, 2024:

<u>Investments by fair value level</u>	June 30, <u>2024</u>	Quoted Prices in Active Markets for Identical Assets (Level 1)	Significant Other Observable Inputs (Level 2)	Leveling Not Required
Debt securities				
U.S. Treasury notes	\$ 363,591,943	\$ -	\$ 363,591,943	\$ -
Common collective trust	10,161,740	-	10,161,740	-
Corporate equity securities	11,752,687	11,752,687	-	-
Money market mutual funds	3,653,980	-	-	3,653,980
Equity in public treasurer's investment pool (Illinois Funds)	<u>5,218</u>	<u>-</u>	<u>-</u>	<u>5,218</u>
 Total investments by fair value level	 <u>\$ 389,165,568</u>	 <u>\$ 11,752,687</u>	 <u>\$ 373,753,683</u>	 <u>\$ 3,659,198</u>

Investments measured at the net asset value (NAV)	June 30, <u>2024</u>
Real estate investment trust	\$ 20,776,416
Real estate	49,085,521
Private equity	229,848
Infrastructure	18,412,041
Absolute return	284,563
High yield fund	<u>13,581,418</u>
 Total investment measured at the NAV	 <u>\$ 102,369,807</u>
 Total investments measured at fair value or amortized cost	 <u>\$ 491,535,375</u>

(Continued)

STATE OF ILLINOIS  
ILLINOIS STUDENT ASSISTANCE COMMISSION  
ILLINOIS PREPAID TUITION PROGRAM  
NOTES TO FINANCIAL STATEMENTS  
June 30, 2024

**NOTE 3 – DEPOSITS AND INVESTMENTS** (Continued)

The valuation method of investments measured at the net asset value (NAV) per share (or its equivalent) is presented on the following table.

	<u>Fair Value</u>	<u>Unfunded Commitments</u>	<u>Redemption Frequency If Currently Eligible</u>	<u>Redemption Notice Period</u>
Real estate investment trust	\$ 20,776,416	\$ -	Quarterly	30 days notice
Real estate	49,085,521	-	N/A	N/A
Private equity	229,848	313,571	N/A	N/A
Infrastructure	18,412,041	5,286,188	N/A	N/A
Absolute return	284,563	-	Annual	65 days notice
High yield fund	<u>13,581,418</u>	<u>-</u>	Quarterly	60 days notice
 Total investments measured at NAV	 <u>\$ 102,369,807</u>	 <u>\$ 5,599,759</u>		

Real Estate Investment Trust: This investment manager opportunistically sources, structures and executes investments in real estate operating companies. The fair values of the investment in this type have been determined using the NAV per share of the investment. This investment can be redeemed quarterly with 30 days' notice. A liquidating account may be used during period of market stress to provide orderly liquidation.

Real Estate: This type includes one real estate fund that invests primarily in U.S. commercial and residential real estate. Lyrical Antheus Realty Partners III, LP recognizes the partners' capital at cost basis on their financial statements has been adjusted to reflect the investment on a fair value basis. Private market investments are illiquid in nature. Distributions from each fund will be received as the underlying investments of the funds are liquidated by the general partner. It is expected that the underlying assets of the fund will be liquidated over the next four years with 15% within Fiscal Year 2025.

Private Equity: This type includes one private equity funds which invests in a diversified portfolio of private equity limited partnerships purchased in the secondary market. The fair values of the investments in this type have been determined using the NAV per share of the Program's ownership investment in partners' capital. Private market investments are illiquid in nature. Distributions from each fund will be received as the underlying investments of the funds are liquidated by the general partner. It is expected that the underlying assets of the fund will be liquidated with 90% within Fiscal Year 2025, with the remainder over the following year.

Infrastructure: This type includes two infrastructure funds which invest in infrastructure and related assets in the United States, Asia, and Europe. The fair values of the investments in this type have been determined using the NAV per share of the Program's ownership investment in partners' capital. Private market investments are illiquid in nature. Distributions from each fund will be received as the underlying investments of the funds are liquidated by the general partner. It is expected that the underlying assets of the funds will be liquidated over the next three years with 100% to 25% (varies by investment manager) within Fiscal Year 2025.

(Continued)

STATE OF ILLINOIS  
ILLINOIS STUDENT ASSISTANCE COMMISSION  
ILLINOIS PREPAID TUITION PROGRAM  
NOTES TO FINANCIAL STATEMENTS  
June 30, 2024

---

**NOTE 3 – DEPOSITS AND INVESTMENTS (Continued)**

Absolute Return: This type includes one absolute return funds of funds. This fund targets consistent, positive absolute returns with minimal beta to major equity and fixed income markets. The fair values of the investments in this type have been determined using the NAV per share of the Program's ownership investment in partners' capital. assets. The fund will withhold a percentage pending the completion of the annual audit. The fund is in the process of liquidating. Approximately \$25.4 million was liquidated in fiscal years 2022, 2023 and 2024 with the remainder \$0.3 million expected in Fiscal Year 2025.

High Yield: This type seeks income and gains through trading and investing in securities. The fair value of the investment in this type has been determined using the NAV per share of the Program's ownership investment in partners' capital. 90% of liquid securities are available within 30 days of quarter end with 60 days' notice prior to quarter end. Up to 25% of the fund may be invested in illiquid securities. Ten percent of any withdrawal may be held until 30 days following the annual audit.

**NOTE 4 – INTERFUND BALANCES AND ACTIVITY**

As of June 30, 2024, the Program owed \$15,301 to Illinois Universities for payment of tuition and fee benefits.

**NOTE 5 – PERSONNEL COST REIMBURSEMENT**

Based on a revised cost allocation policy, beginning in Fiscal Year 2013, all payroll-related costs were paid out of the Student Loan Operating Fund. This includes salary, benefits, and any vacation or sick payout should they be incurred. On a monthly basis, College Illinois reimburses the Student Loan Operating Fund for the related hours worked and costs incurred by its direct staff.

---

(Continued)

STATE OF ILLINOIS  
ILLINOIS STUDENT ASSISTANCE COMMISSION  
ILLINOIS PREPAID TUITION PROGRAM  
NOTES TO FINANCIAL STATEMENTS  
June 30, 2024

---

**NOTE 6 – TUITION OBLIGATION**

The tuition obligation is management’s estimate of the present value of the estimated tuition payments to be made and is expected to be financed from investments of prepaid tuition contracts. The estimate for the future tuition obligation is based on a closed group projection for existing contracts assuming no new contract sales after June 30, 2024. See actuarial assumptions and additional information in Note 10.

Tuition obligation activity for the year ended June 30, 2024, is as follows:

Balance, July 1, 2023		\$ 553,223,422
Add:		
Contributions received in FY 2024		2,024,428
Change in contracts receivable, at present value*		(1,608,105)
Adjust tuition obligation based on actuarial valuation		(2,032,193)
Less:		
Return of contributions		(24,994,968)
Tuition payments		<u>(80,841,668)</u>
 Balance June 30, 2024**		 <u>\$ 445,770,916</u>
 Reported as:		
Current		\$ 97,600,423
Noncurrent		<u>348,170,493</u>
		 <u>\$ 445,770,916</u>

\* See Note 10. Discount rate used in determining present value was 4.71%.

\*\* The accreted tuition expense is calculated at least annually by the Commission's actuary and is an estimate based on the weighted average increase in tuition and mandatory fees for Illinois public colleges and universities. Accreted tuition expense is reflected as an expense in the Statement of Revenues, Expenses, and Changes in Net Position and as an increase (or decrease) to the tuition obligation on the Statement of Net Position.

**NOTE 7 – PENSION PLAN**

A majority of ISAC’s full-time employees who are not eligible for participation in another state-sponsored retirement plan participate in the State Employees’ Retirement System (SERS), which is a pension trust fund in the State of Illinois reporting entity. The SERS is a single-employer defined/benefit public employee retirement system (PERS) in which State employees participate, except those covered by the State Universities, Teachers’, General Assembly, and Judges’ Retirement Systems. The financial position and results of operations of the SERS for Fiscal Year 2024 are included in the State of Illinois’ Annual Comprehensive Financial Report (ACFR) for the year ended June 30, 2024. The SERS issues a separate ACFR that may be obtained by writing to the SERS, 2101 South Veterans Parkway, Springfield, Illinois 62794-9255.

---

(Continued)

STATE OF ILLINOIS  
ILLINOIS STUDENT ASSISTANCE COMMISSION  
ILLINOIS PREPAID TUITION PROGRAM  
NOTES TO FINANCIAL STATEMENTS  
June 30, 2024

---

**NOTE 7 – PENSION PLAN** (Continued)

A summary of SERS benefit provisions, changes in benefit provisions, employee eligibility requirements including eligibility for vesting, and the authority under which benefit provisions are established are included as an integral part of the SERS' ACFR. Also included is a discussion of employer and employee obligations to contribute and the authority under which those obligations are established.

The Commission pays employer retirement contributions for the Program based upon an actuarially determined percentage of its payroll. For Fiscal Years 2024, 2023, and 2022, the employer contribution rate was 52.657%, 53.258%, and 56.169%, respectively. The required and actual contribution for Fiscal Years 2024, 2023, and 2022, was \$185,393, \$201,457, and \$261,757, respectively. Contributions to SERS and the net pension liability related to the SERS pension plan are recorded by the Commission's Student Loan Operating Fund.

**NOTE 8 – POST-EMPLOYMENT BENEFITS**

The State provides health, dental, vision, and life insurance benefits for retirees and their dependents in a program administered by the Department of Healthcare and Family Services along with the Department of Central Management Services. Substantially all State employees become eligible for post-employment benefits if they eventually become annuitants of one of the State sponsored pension plans. Health, dental, and vision benefits include basic benefits for annuitants and dependents under the State's self-insurance plan and insurance contracts currently in force. Annuitants may be required to contribute towards health, dental, and vision benefits in accordance with Public Act 97-0695.

The total cost of the State's portion of health, dental, vision, and life insurance benefits of all members, including post-employment health, dental, vision, and life insurance benefits, is recognized as an expenditure by the State in the Illinois Annual Comprehensive Financial Report. The State finances the costs on a pay-as-you-go basis.

The total costs incurred and related liabilities for health, dental, vision, and life insurance benefits are not separated by department, fund or component unit for annuitants and their dependents nor active employees and their dependents.

A summary of post-employment benefit provisions, changes in benefit provisions, employee eligibility requirements, including eligibility for vesting, and the authority under which benefit provisions are established are included as an integral part of the financial statements of the Department of Healthcare and Family Services. A copy of the financial statements of the Department of Healthcare and Family Services may be obtained by writing to the Department of Healthcare and Family Services, 201 South Grand Ave., Springfield, Illinois 62763-3838.

---

(Continued)

STATE OF ILLINOIS  
ILLINOIS STUDENT ASSISTANCE COMMISSION  
ILLINOIS PREPAID TUITION PROGRAM  
NOTES TO FINANCIAL STATEMENTS  
June 30, 2024

---

**NOTE 9 – FUND SURPLUS**

As of June 30, 2024, the Program has a surplus in net position of \$49,150,706.

The table below details a reconciliation of the fund balance in the financial statements to the surplus in the Actuarial Soundness Report as of June 30, 2024.

Surplus per actuarial soundness report	\$ 40,441,213
Present value of accrued future administrative expense	10,561,624
Other accrued liabilities	<u>(1,852,131)</u>
 Fund balance per Statement of Net Position	 <u>\$ 49,150,706</u>

**NOTE 10 – PROGRAM RISKS AND ACTUARIAL DATA**

The Program's ability to honor existing and future contracts depends primarily upon two factors: (i) achieving a projected annual net return on Program investments; and (ii) actual tuition/fee increases being within projected amounts.

Gabriel, Roeder, Smith and Company, the independent actuarial firm retained by College Illinois!®, has performed an actuarial soundness valuation of College Illinois!®, the State's section 529 prepaid tuition program, as of June 30, 2024, to evaluate the financial viability of the Program as of June 30, 2024. The complete Actuarial Soundness Report as of June 30, 2024, is included in the Other Information Section.

As detailed in the attached Actuarial report the Program enrollment has been on hold and will continue to be on hold for the 2024/2025 enrollment period. The Program continues to operate as usual with no change in benefits, customer service, or plan administration. Those with beneficiaries in college continue to see benefit payments paid as usual. The Program retains a substantial investment portfolio in a separate fund to pay obligation for a number of years without requiring funding from the state and was fully funded as of June 30, 2024. As always, actuarial reports necessarily represent a point in time and will change in the future, up or down, based on a variety of factors, including market volatility and tuition and fee growth.

The Program is not supported by the full faith and credit of the State of Illinois, nor is it guaranteed by the State's general fund. The Program is a moral obligation of the State of Illinois requiring the Governor to request an appropriation from the State General Assembly in case the Commission and the Governor determine that the Program does not have adequate assets to meet its contractual obligations in an upcoming fiscal year. While the General Assembly has fulfilled other moral obligations of the State of Illinois in the past, it is not obligated to appropriate, and no assurances can be made that the General Assembly will appropriate sufficient moneys to meet the Program's contractual obligations.

If it is determined by the Commission, with the concurrence of the Governor, that the Program is financially infeasible, the Commission may prospectively discontinue the Program. Pursuant to the prepaid tuition statute, if the Program is discontinued, beneficiaries who are or will enroll within five years at an eligible institution shall be entitled to exercise the complete benefits specified in the contract; all other contract holders shall receive an appropriate refund of all contributions and accrued interest up to the time the Program is discontinued.

---

(Continued)

STATE OF ILLINOIS  
ILLINOIS STUDENT ASSISTANCE COMMISSION  
ILLINOIS PREPAID TUITION PROGRAM  
NOTES TO FINANCIAL STATEMENTS  
June 30, 2024

---

**NOTE 10 – PROGRAM RISKS AND ACTUARIAL DATA** (Continued)

The following is a summary of the actuarial present value (APV) of the future benefits obligation, funded ratio, and significant assumptions used.

APV of future benefits obligation*	\$	<u>445,770,916</u>
Funded ratio		108.90%
Actuarial assumptions:		
Actuarial valuation date		June 30, 2024
Assumed net investment return		4.71% in FY25 then grading down in annual increments of 0.286 to an ultimate investment rate of 3.00% for fiscal years on and after 2031
Rates of cancellation		Varies according to years from projected college entrance year
Tuition increase all contract types:		
All future years		5.00%

\* For all existing contracts as of June 30, 2024.

The actuarial present value of the future benefits obligation decreased by approximately \$107 million compared to the balance reported on June 30, 2023. Contributing to the overall decrease was tuition paid.

**NOTE 11 – RISK MANAGEMENT**

The Commission is exposed to various risks of loss related to torts; theft of, damage to, and destruction of assets; errors and omissions; workers' compensation and natural disasters. The State retains the risk of loss (i.e., self-insured) for these risks except for insurance purchased by the Commission for the building and EDP equipment. There has been no reduction in insurance coverage from coverage in the prior year. Settlement amounts have not exceeded coverage for the current or prior two years. The Commission's risk management activities for workers' compensation are financed through appropriations to the Illinois Department of Central Management Services and are accounted for in the general fund of the State. The claims are not considered to be a liability of the Commission and, accordingly, have not been reported in the Commission's financial statements for the year ended June 30, 2024.

---

(Continued)

STATE OF ILLINOIS  
ILLINOIS STUDENT ASSISTANCE COMMISSION  
ILLINOIS PREPAID TUITION PROGRAM  
NOTES TO FINANCIAL STATEMENTS  
June 30, 2024

---

**NOTE 12 – NEW ACCOUNTING PRONOUNCEMENTS**

In April 2022, the GASB issued Statement No. 99, *Omnibus 2022*. The requirements related to financial guarantees and the classification and reporting of derivative instruments are effective for the Commission's fiscal year ended June 30, 2024. Management has evaluated the applicability of this Statement and has determined it has no material impact on its financial statements for the year ending June 30, 2024.

In June 2022, the GASB issued Statement No. 100, *Accounting Changes and Error Corrections*. The primary objective of this Statement is to enhance accounting and financial reporting requirements for accounting changes and error corrections to provide more understandable, reliable, relevant, consistent, and comparable information for making decisions or assessing accountability. The requirements of this Statement are effective for the Commission's fiscal year ended June 30, 2024. Management has evaluated the applicability of this Statement and has determined it has no material impact on its financial statements for the year ending June 30, 2024, as the Commission had no error corrections or restatements to present.

**OTHER INFORMATION**

# College Illinois!® Prepaid Tuition Program

Actuarial Soundness Valuation Report as of  
June 30, 2024





August 30, 2024

Mr. Eric Zarnikow  
Executive Director  
Illinois Student Assistance Commission  
1755 Lake Cook Road  
Deerfield, Illinois 60015-5209

**Re: College Illinois!® Prepaid Tuition Program Actuarial Soundness Valuation as of June 30, 2024**

Dear Mr. Zarnikow:

In accordance with the request of the Illinois Student Assistance Commission ("ISAC"), Gabriel, Roeder, Smith & Company ("GRS") has performed an actuarial soundness valuation of the College Illinois!® Prepaid Tuition Program ("CIPTP") as of June 30, 2024. Although the term "actuarial soundness" is not specifically defined, the primary purpose of this actuarial valuation is to evaluate the financial status of the program as of June 30, 2024.

This report presents the principal results of the actuarial soundness valuation of the CIPTP including the following:

- A comparison of the actuarial present value of the obligations for prepaid tuition contracts purchased through June 30, 2024, with the value of the assets associated with the program as of that same date;
- An analysis of the factors which caused the deficit/surplus to change since the prior actuarial valuation;
- Sensitivity testing; and
- A summary of the actuarial assumptions and methods utilized in the actuarial calculations.

This report was prepared at the request of ISAC and is intended for use by ISAC and those designated or approved by ISAC. This report may be provided to parties other than ISAC only in its entirety and only with the permission of ISAC. This report should not be relied on for any purpose other than the purpose described above.

The actuarial soundness valuation results set forth in this report are based upon data and information furnished by ISAC, concerning program benefits, financial transactions, and beneficiaries of the CIPTP. We reviewed this information for internal and year-to-year consistency, but did not audit the data. We are not responsible for the accuracy or completeness of the information provided by the Illinois Student Assistance Commission. Further, the data and information provided is through June 30, 2024, and does not reflect subsequent market volatility.

The actuarial soundness valuation results summarized in this report involve actuarial calculations that require assumptions about future events. Most of the actuarial assumptions (with the exception of the investment return assumption and the tuition and fee increase assumption) used in this valuation were based on an experience review for the period from July 1, 2014, to June 30, 2023, and were adopted for use commencing with the June 30, 2024, actuarial valuation.

With regard to the investment return assumption and the tuition and fee increase assumption, ISAC annually provides us with a detailed analysis of these two assumptions and prescribes the corresponding rates to use for the annual actuarial valuation. As such, these assumptions were provided by and are the responsibility of ISAC.

Based on information provided to us by ISAC, the investment return assumption and tuition and fee increase assumptions for the June 30, 2024, actuarial valuation are as follows:

- The net investment return assumption under the “select and ultimate” rate structure was maintained from the prior valuation with an initial rate of 5.00 percent for fiscal year 2024 grading down to the ultimate rate of 3.00 percent in fiscal years on and after 2031 (in 0.286 percent annual increments). The initial rate used in this valuation is 4.714 percent for fiscal year 2025 grading down to the ultimate rate of 3.00 percent in fiscal years on and after 2031 (in 0.286 percent annual increments).
- The tuition and fee increase assumption was increased from 4.25 percent per year to 5.00 percent per year for all types of contracts.

The Investment Committee and Commission approved the adoption and implementation of a Liability Driven Investment (LDI) strategy on April 22, 2024. The goal is to match future expected benefits with future expected cash flows from a structured U.S. Treasury bond portfolio in order to minimize investment risk. As of June 30, 2024, approximately 80% of program assets are invested in US Treasury securities in accordance with the LDI strategy. Based on the LDI strategy current asset allocation and 2024 capital market assumptions from ISAC's investment consultant, the 10-year geometric mean return is 5.13%, which supports the current select and ultimate investment return assumption.

The College Illinois!® Prepaid Tuition Program stopped accepting new contracts as of the 2017/2018 enrollment period and is still not accepting new contracts for the 2024/2025 enrollment period. According to the ISAC website, “College Illinois! is no longer accepting new enrollments.”

There are currently no Actuarial Standards of Practice which specifically relate to prepaid tuition plans. We have looked to the Actuarial Standards of Practice related to pensions for guidance due to their similar nature.



Considering the current asset allocation, current and future liquidity requirements and the fact that program enrollment is on hold, we believe the net investment rate of return assumption of 4.714 percent in fiscal year 2025 grading down to 3.00 percent in 2031, on a select and ultimate basis, is reasonable for the purposes of measuring the Program's future obligations. Additionally, we believe the assumed rate of tuition increases of 5.00 percent per year is reasonable for the purpose of measuring the Program's future obligations, with a small margin for conservatism.

Future actuarial measurements may differ significantly from the current measurements presented in this report due to such factors as the following: plan experience differing from that anticipated by the economic or demographic assumptions; changes in economic or demographic assumptions; and changes in plan provisions or applicable law. We have performed an analysis of the sensitivity of certain changes in future assumptions.

We believe that the actuarial methods and assumptions used in this report are reasonable and appropriate for the purpose for which they have been used. The combined effect of the assumptions, excluding prescribed assumptions or methods set by law, is expected to have no significant bias (i.e., not significantly optimistic or pessimistic). In addition, because it is not possible or practical to consider every possible contingency, we may use summary information, estimates, or simplifications of calculations to facilitate the modeling of future events. We may also exclude factors or data that are deemed to be immaterial.

To the best of our knowledge, the information contained in this report is accurate and fairly presents the actuarial position of the College Illinois!® Prepaid Tuition Program as of June 30, 2024. All calculations have been made in conformity with generally accepted actuarial principles and practices commonly applicable to similar types of arrangements.

This report was prepared using our proprietary valuation model and related software which, in our professional judgment, has the capability to provide results that are consistent with the purposes of the valuation, and has no material limitations or known weaknesses. We performed tests to ensure that the model reasonably represents that which is intended to be modeled. We are relying on the GRS actuaries and Internal Software, Training, and Processes Team who developed and maintain the model.

Alex Rivera, James R. Sparks, and Joshua Murner are Members of the American Academy of Actuaries (MAAA) and meet the Qualification Standards of the American Academy of Actuaries to render the actuarial opinions contained herein.



Mr. Eric Zarnikow  
Illinois Student Assistance Commission  
August 30, 2024  
Page 4

Alex Rivera, James R. Sparks, and Joshua Murner are independent of ISAC.


Respectfully submitted,  
Gabriel, Roeder, Smith & Company



Alex Rivera, FSA, EA, MAAA, FCA  
Senior Consultant



James R. Sparks, ASA, MAAA, FCA  
Consultant



Joshua Murner, ASA, MAAA  
Senior Analyst

# Table of Contents

---

	<u>Page</u>
<b>Section A</b>	Executive Summary
	Summary of Results ..... 1-3
	Discussion..... 4-8
<b>Section B</b>	Actuarial Soundness Valuation Results
	Exhibit I – Principal Actuarial Soundness Valuation Results ..... 1-2
	Exhibit II – (Gain)/Loss Summary ..... 3
	Exhibit III – (Gain)/Loss History ..... 4
	Exhibit IV – Sensitivity Testing Results..... 5-6
<b>Section C</b>	Fund Assets
	Statement of Plan Net Assets ..... 1
	Allocation of Assets by Category at June 30, 2024 ..... 2
	Reconciliation of Market Value of Plan Assets ..... 3
<b>Section D</b>	Participant Data ..... 1-6
<b>Section E</b>	Actuarial Valuation Methods and Assumptions ..... 1-7
<b>Section F</b>	Plan Provisions ..... 1-3

## SECTION A

---

### EXECUTIVE SUMMARY

# Summary of Results

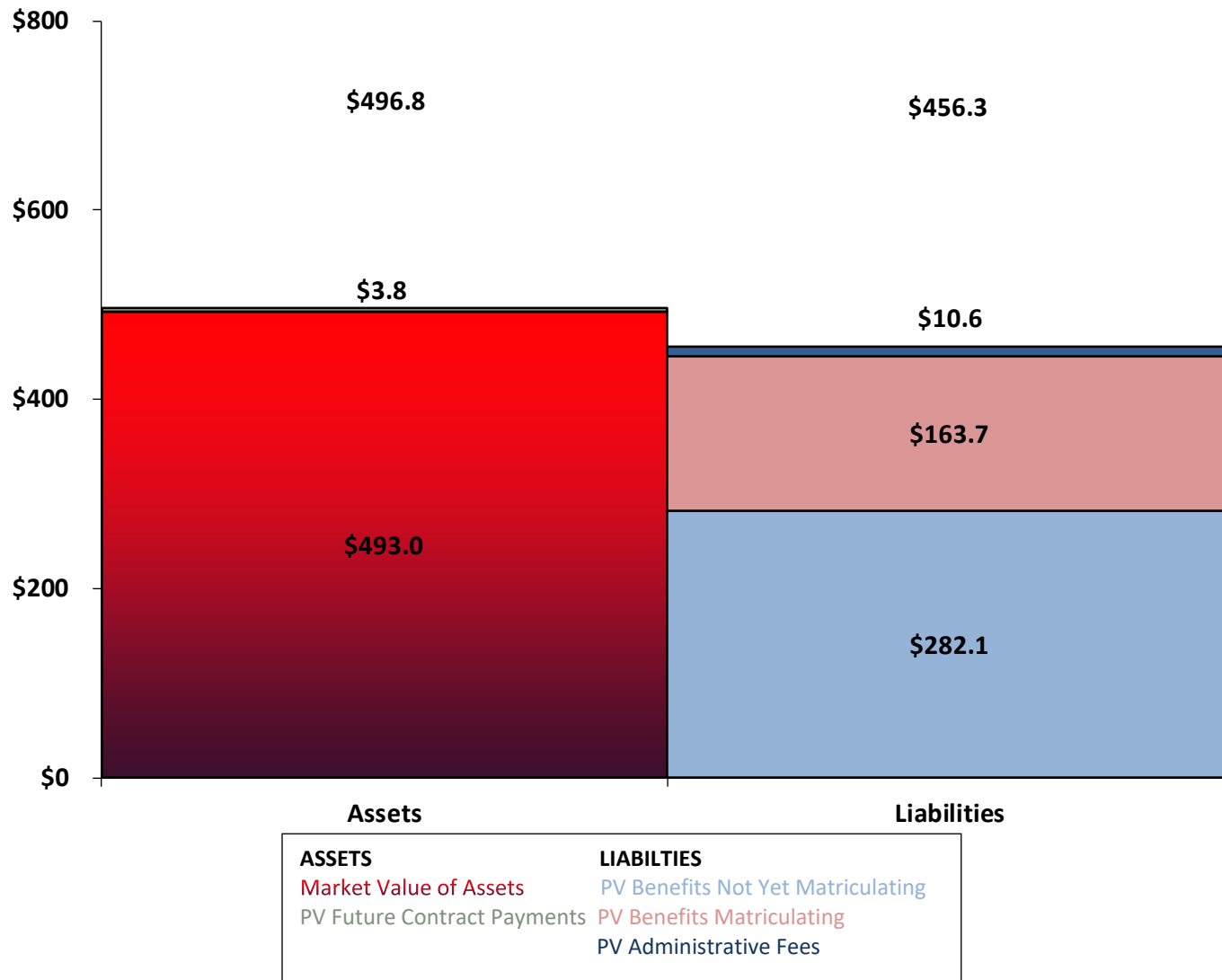
## Principal Actuarial Soundness Valuation Results

Valuation Date:	June 30, 2024	June 30, 2023
Membership Summary:		
Counts		
Not Yet Matriculating	6,960	8,735
Matriculating	8,799	9,991
Total	15,759	18,726
Average years until Enrollment if Not Yet Matriculating	2.1	2.3
Assets <sup>a</sup>		
· Actuarial Value of Assets (AVA)	\$496,773,753	\$564,715,923
· Estimated Return	7.6%	6.0%
Actuarial Liabilities (Present Value of Future Tuition Payments, Fees and Administrative Expenses)	\$456,332,540	\$559,928,714
(Surplus)	(\$40,441,213)	(\$4,787,209)
Funded Ratio	108.9%	100.9%

<sup>a</sup> Asset values include present value of expected future contract payments from current contract holders.

## Summary of Assets and Liabilities as of June 30, 2024

### \$ in Millions



Numbers may not add due to rounding.

## Summary of Results

### Funded Status as of June 30, 2024

	June 30, 2024
<b>Actuarial Present Value of Future Tuition Payments, Fees, and Expenses</b>	<b>\$456,332,540</b>
<b>Actuarial Value of Assets (Including the Present Value of Installment Contract Receivables)</b>	<b>\$496,773,753</b>
<b>(Surplus) as of June 30, 2024</b>	<b>\$(40,441,213)</b>

### Gain/Loss Summary

	(Surplus)
Value at June 30, 2023	\$ (4,787,209)
Expected Value at June 30, 2024	\$ (5,026,569)
(Gain)/Loss Due to:	
Investment Experience	\$ (13,228,187)
Due from Other State Funds	-
Experience Study Assumption Changes	(18,242,376)
Tuition and Fee Assumption Changes	3,781,132
Tuition and Fee Inflation Experience	(6,209,550)
Other Demographic Experience*	(1,515,663)
Total	\$ (35,414,644)
Actual Value at June 30, 2024	\$ (40,441,213)

\* *Other Demographic Experience includes deviations in actual contract beneficiary experience from our assumptions related to rates of enrollment and utilization of benefits and contract terminations and refunds. Also includes changes in expected future administrative expenses compared to projections from the previous actuarial valuation.*

*Additional Details on the development of the Expected Value at June 30, 2024, can be found on page B-3.*

# Discussion

---

## Actuarial Soundness Valuation

Gabriel, Roeder, Smith & Company (“GRS”) has performed an actuarial soundness valuation of the College Illinois!® Prepaid Tuition Program (“CIPTP”) as of June 30, 2024.

The primary purposes of the actuarial soundness valuation are to:

- Determine the actuarial present value of the obligations for prepaid tuition contracts purchased through June 30, 2024, and compare such liabilities with the value of the assets associated with the program as of that same date;
- Illustrate results under sensitivity scenarios; and
- Analyze the factors which caused the deficit/surplus to change since the prior actuarial valuation.

This report summarizes those results and also illustrates the sensitivity of the deficit/surplus to changes in the rate of tuition and fee increases as well as the rate of investment return on assets.

In addition, the report provides summaries of the contract beneficiary data, financial data, plan provisions, and actuarial assumptions and methods.

## Background

Legislation authorizing ISAC to administer an Illinois Prepaid Tuition Program was passed in November 1997. The first CIPTP contracts were offered for sale in 1998.

The purpose of the program was to provide Illinois families with an affordable tax-advantaged method to pay for college.

Existing CIPTP contracts allow participants to prepay the cost of tuition and mandatory fees at Illinois public universities and community colleges at expected projected costs. Benefits of the program can also be used at private and out-of-state colleges and universities.

Contracts were able to be purchased in a lump sum or in installments. As a Section 529 plan, CIPTP earnings are exempt from state and federal income taxes.

The College Illinois!® Prepaid Tuition Program stopped accepting new contracts as of the 2017/2018 enrollment period and is still not accepting new contracts for the 2024/2025 enrollment period. According to the ISAC website, “College Illinois! is no longer accepting new enrollments.”

As of June 30, 2024, the CIPTP had 15,759 contracts included in the actuarial valuation.

# Discussion

---

## Actuarial Assumptions

The actuarial soundness valuation results summarized in this report involve actuarial calculations that require assumptions about future events. Most of the actuarial assumptions (with the exception of the investment return assumption and the tuition and fee increase assumption) used in this valuation were based on an experience review for the period from July 1, 2014, to June 30, 2023, and were adopted for use commencing with the June 30, 2024, actuarial valuation.

Although the College Illinois!® Prepaid Tuition Program stopped accepting new contracts as of the 2017/2018 enrollment period and is still not accepting new contracts, we recommend performing an experience study to determine the continued appropriateness of the actuarial assumptions every five years.

With regard to the investment return assumption and the tuition and fee increase assumption, ISAC annually provides us with a detailed analysis of these two assumptions and prescribes the corresponding rates to use for the annual actuarial valuation. As such, these assumptions were provided by and are the responsibility of ISAC. We have reviewed these assumptions and have determined they do not significantly conflict with what, in our professional judgment, would be reasonable for the purposes of the measurement.

## Changes in Actuarial Assumptions since Prior Valuation

The actuarial assumptions have changed from the prior actuarial valuation as of June 30, 2023, to reflect changes adopted from the experience study performed for the period July 1, 2014, through June 30, 2023, and are effective with this actuarial valuation as of June 30, 2024.

Following is a summary of the key changes:

**Rates of cancellation before and after projected college entrance year:** Rates were updated to reflect recent experience.

**Rates of cancellation after matriculation:** An assumption was added for contracts to cancel after they've already matriculated.

**Probability of matriculation at or beyond projected college entrance year:** Rates were updated to reflect recent experience.

**Utilization of benefits that applies both to contracts in and not yet in payment status:** Utilization was updated to reflect recent experience.

### Weighted Average Tuition (WAT) Bias Load:

- Decreased the Bias Load on the Community College WAT from 5.5 percent to 0.0 percent,
- Decreased the Bias Load on the University WAT from 2.5 percent to -3.0 percent,
- Increased the Bias Load on the University Plus WAT from 0.0 percent to 3.0 percent, and



## Discussion

---

- Decreased the Bias Load on the Legacy WAT from 4.0 percent to 0.0 percent.

The net investment return assumption under the “select and ultimate” rate structure was maintained from the prior valuation with an initial rate of 5.00 percent for fiscal year 2024 grading down to the ultimate rate of 3.00 percent in fiscal years on and after 2031 (in 0.286 percent annual increments). The initial rate used in this valuation is 4.714 percent for fiscal year 2025 grading down to the ultimate rate of 3.00 percent in fiscal years on and after 2031 (in 0.286 percent annual increments).

The tuition and fee increase assumption was increased from 4.25 percent per year to 5.00 percent per year for all types of contracts.

Considering the current asset allocation, LDI strategy, current and future liquidity requirements, and the fact that program enrollment is on hold, we believe the net investment rate of return assumption of 4.714 percent in fiscal year 2025 grading down to 3.00 percent in 2031, on a select and ultimate basis, is reasonable for the purposes of measuring the Program's future obligations. Additionally, we believe the assumed rate of tuition increases of 5.00 percent per year is reasonable for the purpose of measuring the Program's future obligations, with a small margin for conservatism.

Future actuarial measurements may differ significantly from the current measurements presented in this report due to such factors as the following: plan experience differing from that anticipated by the economic or demographic assumptions; changes in economic or demographic assumptions; and changes in plan provisions or applicable law. We have performed an analysis of the sensitivity of certain changes in assumptions.

### Assets

CIPTP assets are held in trust. ISAC provided the asset information used in the June 30, 2024, actuarial valuation.

This report contains several exhibits summarizing the plan's assets, including a summary of the market value of assets broken down by asset category and a reconciliation of the assets from the last actuarial valuation date to the current actuarial valuation date. The approximate return on market value of assets was 7.6 percent for the year ended June 30, 2024.

Commencing with the June 30, 2015 actuarial soundness valuation, the actuarial value of assets is equal to the market value of assets plus the present value of expected future contract payments from current contract holders.

### Financial Status of Program as of June 30, 2024

As of June 30, 2024, the present value of all future tuition obligations under contracts outstanding (and including future administrative expenses) is \$456,332,540. The actuarial value of assets as of June 30, 2024, including the market value of program assets and the present value of installment contract receivables, is \$496,773,753.

## Discussion

---

The difference between the present value of future tuition obligations and the actuarial value of assets as of June 30, 2024, represents a program surplus of \$40,441,213. This is comparable to the program surplus from the June 30, 2023, actuarial soundness valuation of \$4,787,209.

### Gain/Loss Analysis

As described on the previous page, over the past year, the financial status of the program changed from a surplus of \$4.8 million as of June 30, 2023, to a surplus of \$40.4 million as of June 30, 2024. Based on the actuarial assumptions used during the June 30, 2023, actuarial soundness valuation and actual tuition payments, refunds, and fees, the surplus was expected to increase to \$5.0 million. The factors which caused the surplus to increase by \$35.4 million compared to the expected surplus were (1) assumption changes including the changes from the experience study covering the period July 1, 2014, to June 30, 2023 (the increase as a result of the experience study was partially offset by increases to the tuition and fee inflation assumptions), (2) tuition and fee increases in the past year that were less than expected (increases that were lower than the assumption of 4.25 percent used in the last actuarial valuation) and (3) investment experience that was more than expected (the estimated return on the market value of assets was 7.60 percent compared to the assumption of 5.00 percent for fiscal year 2024 used in the last actuarial valuation).

The funded ratio increased from 100.9 percent as of June 30, 2023, to 108.9 percent as of June 30, 2024.

### Benefit Provisions

The basic terms and conditions of the College Illinois!® Prepaid Tuition Program (the “Program”) are included in the Illinois Prepaid Tuition Act, 110 ILCS 979 (the “Act”) and ISAC Administrative Rules (23 Ill. Adm. Code 2775, et. seq.) (“ISAC Rules”).

It is our understanding there were no changes in the program provisions since the last actuarial soundness valuation as of June 30, 2023.

# Discussion

---

## Contracts Sold by Enrollment Year

The chart on page D-1 illustrates the number of contracts sold by enrollment year.

- The average annual number of contracts sold beginning with the enrollment period 1999/2000 and ending with the enrollment period 2009/2010 was 5,235.
- The average annual number of contracts sold during the seven-year period 2010/2011 to 2016/2017 was 652 excluding 2011/2012 when the plan was not open for new contract sales.
- Program enrollment was placed on hold commencing with the 2017/2018 enrollment period and continues to be on hold. Therefore, there were zero contracts sold for the periods from 2017/2018 to 2023/2024.

## Projected Results

The College Illinois!® Prepaid Tuition Program stopped accepting new contracts as of the 2017/2018 enrollment period and is still not accepting new contracts for the 2024/2025 enrollment period. According to the ISAC website, “College Illinois! is no longer accepting new enrollments.” While the closing of the CIPTP has not occurred, we have completed a projection assuming that the program continues to operate but with no new contract sales after June 30, 2024. Based on an investment return assumption that grades down from 4.714 percent for the 2025 fiscal year to 3.00 percent for the 2031 fiscal year, current Trust assets including future payments from current contract holders, and future investment income are projected to be sufficient to make the required tuition payments and maintain solvency until the end of the program. The results of this “closed group” projection are included in a separate report.

Future actuarial measurements may differ significantly from the measurements presented in this projection due to such factors as the following: plan experience differing from that anticipated by the economic or demographic assumptions; changes in economic or demographic assumptions; and changes in plan provisions or applicable law.

## Disclosure

This report is not a recommendation to anyone to participate or not participate in the CIPTP. GRS makes no representations or warranties to any person participating in or considering future participation in the CIPTP.

## **SECTION B**

---

### **ACTUARIAL SOUNDNESS VALUATION RESULTS**

## Exhibit I

### Principal Actuarial Soundness Valuation Results

Valuation Date:	June 30, 2024	June 30, 2023
1. Number of Members		
a. Not Yet Matriculating:	6,960	8,735
b. Matriculating:	8,799	9,991
c. Total	15,759	18,726
Average Years until Enrollment if Not Yet Matriculating	2.1	2.3
2. Assets		
a. Market Value of Assets (in Trust)	\$ 492,981,843	\$ 559,315,908
b. PV Future Member Contributions	3,791,910	5,400,015
c. Total Actuarial Value of Assets (AVA) (2a + 2b)	\$ 496,773,753	\$ 564,715,923
3. Actuarial Results		
Liabilities		
a. Not yet Matriculating - Tuition and Fees	\$ 282,053,271	\$ 333,899,619
b. Matriculating - Tuition and Fees	163,717,645	219,323,803
c. Present Value of Future Administrative Expenses	10,561,624	6,705,292
d. Total	\$ 456,332,540	\$ 559,928,714
(Surplus)	\$ (40,441,213)	\$ (4,787,209)
Funded Ratio	108.9%	100.9%

## Exhibit I

### Principal Actuarial Soundness Valuation Results

---

Valuation Date:	June 30, 2024	June 30, 2023
1. Assets		
a. Market Value of Assets (in Trust)	\$ 492,981,843	\$ 559,315,908
b. PV Future Member Contributions (Short Term) <sup>a</sup>	1,174,243	1,721,406
c. PV Future Member Contributions (Long Term) <sup>b</sup>	2,617,667	3,678,609
d. Total Market Value of Assets (MVA)	\$ 496,773,753	\$ 564,715,923
2. Actuarial Present Value of Tuition, Fees and Admin Expenses		
a. Short Term <sup>a</sup>	\$ 97,600,423	\$ 105,578,406
b. Long Term <sup>b</sup>	358,732,117	454,350,308
c. Total	\$ 456,332,540	\$ 559,928,714
(Surplus)	\$ (40,441,213)	\$ (4,787,209)
Funded Ratio	108.9%	100.9%

<sup>a</sup> Present value of amounts in first year.

<sup>b</sup> Present value of amounts after first year.

## Exhibit II (Gain)/Loss Summary

	Present Value of Benefits	Plan Assets <sup>a</sup>	(Surplus)
1. Values at June 30, 2023	\$ 559,928,714	\$ 564,715,923	\$ (4,787,209)
2. Actual Tuition Payments, Refunds and Administrative Expenses	\$ (107,132,450)	\$ (107,132,450)	\$ -
3. Interest on 1. and 2. at 5.00%	\$ 25,350,792	\$ 25,590,152	\$ (239,360)
4. New Contracts	\$ -	\$ -	\$ -
5. Expected Value at June 30, 2024 (1. + 2. + 3. + 4.)	\$ 478,147,056	\$ 483,173,625	\$ (5,026,569)
6. (Gain)/Loss Due to:			
Investment Experience	\$ -	\$ (13,228,187)	\$ (13,228,187)
Due from Other State Funds	-	-	-
Experience Study Assumption Changes	(18,221,424)	(20,952)	(18,242,376)
Tuition and Fee Assumption Changes	3,781,132	-	3,781,132
Tuition and Fee Inflation Experience	(6,209,550)	-	(6,209,550)
Other Demographic Experience <sup>b</sup>	(1,164,674)	(350,989)	(1,515,663)
Total	\$ (21,814,516)	\$ (13,600,128)	\$ (35,414,644)
7. Actual Values at June 30, 2024 (5. + 6.)	\$ 456,332,540	\$ 496,773,753	\$ (40,441,213)

<sup>a</sup> Equals the sum of the market value of trust assets plus the present value of expected future contract payments from current contract holders. Actual values at June 30, 2024, are equal to (5.-6.) which is the projected value minus the (gain)/loss total.

<sup>b</sup> Other Demographic Experience includes deviations in actual contract beneficiary experience from the assumptions related to rates of enrollment and utilization of benefits and contract terminations and refunds. Also includes changes in expected future administrative expenses compared to projections from the previous actuarial valuation. Other Demographic Experience for Plan Assets is the change in the present value of expected future contract payments from current contract holders.

## Exhibit III (Gain)/Loss History

	June 30, 2020	June 30, 2021	June 30, 2022	June 30, 2023	June 30, 2024	Total 5-Year Change
Unfunded Liability/(Surplus) at Prior Valuation Date	\$ 317,491,361	\$ 340,312,560	\$ 238,281,263	\$ 28,006,113	\$ (4,787,209)	
Projected Unfunded Liability/(Surplus) at Valuation Date	\$ 336,540,843	\$ 359,880,533	\$ 250,791,030	\$ 29,406,418	\$ (5,026,569)	
(Gain)/Loss Due to:						
Investment Experience	\$ 29,831,698	\$ (58,571,581)	\$ 76,345,371	\$ (6,059,305)	\$ (13,228,187)	\$ 28,317,996
Due from Other State Funds	-	(30,000,000)	(250,000,000)	-	-	(280,000,000)
Change in Assumptions	2,020,837	(5,170,637)	(11,965,512)	(11,458,863)	(14,461,244)	(41,035,419)
Tuition and Fee Inflation Experience	(17,329,898)	(26,860,166)	(26,830,449)	(11,955,238)	(6,209,550)	(89,185,301)
Other Demographic Experience	(10,750,920)	(996,886)	(10,334,327)	(4,720,221)	(1,515,663)	(28,318,017)
Total	\$ 3,771,717	\$ (121,599,270)	\$ (222,784,917)	\$ (34,193,627)	\$ (35,414,644)	\$ (410,220,741)
Unfunded Liability/(Surplus) at Valuation Date	\$ 340,312,560	\$ 238,281,263	\$ 28,006,113	\$ (4,787,209)	\$ (40,441,213)	

Following is a summary of the investment return assumption and tuition and fee increase assumption used in each of the past five actuarial valuations.

**Valuation Date**

- June 30, 2020*     A select and ultimate rate structure of an initial rate of 5.75 percent for fiscal year 2021, grading down in annual increments of 0.563 percent to the ultimate rate of 3.50 percent in fiscal years on and after 2025. A flat 4.75 percent tuition and fee increase assumption for all future years.
- June 30, 2021*     A select and ultimate rate structure of an initial rate of 5.25 percent for fiscal year 2022, grading down in annual increments of 0.450 percent to the ultimate rate of 3.00 percent in fiscal years on and after 2027. A flat 4.50 percent tuition and fee increase assumption for all future years.
- June 30, 2022*     A select and ultimate rate structure of an initial rate of 5.00 percent for fiscal year 2023, grading down in annual increments of 0.333 percent to the ultimate rate of 3.00 percent in fiscal years on and after 2029. A flat 4.25 percent tuition and fee increase assumption for all future years.
- June 30, 2023*     A select and ultimate rate structure of an initial rate of 5.00 percent for fiscal year 2024, grading down in annual increments of 0.286 percent to the ultimate rate of 3.00 percent in fiscal years on and after 2031. A flat 4.25 percent tuition and fee increase assumption for all future years.
- June 30, 2024*     A select and ultimate rate structure of an initial rate of 4.714 percent for fiscal year 2025, grading down in annual increments of 0.286 percent to the ultimate rate of 3.00 percent in fiscal years on and after 2031. A flat 5.00 percent tuition and fee increase assumption for all future years.



## Exhibit IV

# Sensitivity Testing Results

---

The actuarial assumptions regarding future increases in tuition costs and fees and the future rate of investment return were provided to us by ISAC. In our opinion, the actuarial assumptions provided to us are reasonable for the purpose of the measurement. However, no one really knows what the future holds with respect to economic conditions and other contingencies. For example, while it is assumed that the assets of the fund will earn 4.714 percent in Fiscal Year 2025 graded down in yearly increments to 3.00 percent on and after Fiscal Year 2031, actual returns are expected to vary from year to year. Therefore, we have projected CIPTP results under the following alternative assumptions for future investment income, tuition increases, and fee increases.

1. Tuition increases are 100 basis points higher/lower (6.00%/4.00% compared to 5.00%) in each future year than assumed in the baseline valuation (measurement of soundness).
2. Fee increases are 100 basis points higher/lower (6.00%/4.00% compared to 5.00%) in each future year than assumed in the baseline valuation (measurement of soundness).
3. The investment return is 50 basis points higher/lower (5.214% initial and 3.50% ultimate/4.214% initial and 2.50% ultimate compared to 4.714% initial and 3.00% ultimate) in each future year than assumed in the baseline valuation (measurement of soundness).

The impact of each of these scenarios on the principal actuarial soundness valuation results is presented on the following page.

## Exhibit IV

### Sensitivity Testing Results

#### \$ in Millions

	Current Valuation Assumptions	Assumed Tuition Increases 100 Basis Points	Assumed Tuition Decreases 100 Basis Points	Assumed Fee Increases 100 Basis Points	Assumed Fee Decreases 100 Basis Points	Assumed Investment Return Increases 50 Basis Points	Assumed Investment Return Decreases 50 Basis Points
<b>1. Assets</b>							
a. Market Value of Assets (in Trust)	\$493.0	\$493.0	\$493.0	\$493.0	\$493.0	\$493.0	\$493.0
b. PV Future Member Contributions	3.8	3.8	3.8	3.8	3.8	3.7	3.8
c. Total Actuarial Value of Assets (AVA) (2a + 2b)	\$496.8	\$496.8	\$496.8	\$496.8	\$496.8	\$496.7	\$496.8
<b>2. Actuarial Results</b>							
<b>Liabilities</b>							
a. Not yet Matriculating - Tuition and Fees	\$282.1	\$286.6	\$277.7	\$284.4	\$279.8	\$275.7	\$288.6
b. Matriculating - Tuition and Fees	163.7	164.0	163.5	164.0	163.4	162.0	165.5
c. Present Value of Future Administrative Expenses	10.6	10.6	10.6	10.6	10.6	10.4	10.7
d. Total	\$456.3	\$461.2	\$451.8	\$459.0	\$453.8	\$448.1	\$464.8
Unfunded Liability/(Surplus)	-\$40.5	-\$35.6	-\$45.0	-\$37.8	-\$43.0	-\$48.6	-\$32.0
Funded Ratio	108.9%	107.7%	110.0%	108.2%	109.5%	110.8%	106.9%
Depletion Year	N/A	N/A	N/A	N/A	N/A	N/A	N/A
<b>Difference from Current Assumptions</b>							
Unfunded Liability/(Surplus)		\$4.9	-\$4.5	\$2.7	-\$2.5	-\$8.1	\$8.5
Funded Ratio		-1.2%	1.1%	-0.7%	0.6%	1.9%	-2.0%

*Numbers may not add due to rounding.*



**SECTION C**

---

**FUND ASSETS**

## Statement of Plan Net Assets (Assets at Market or Fair Value)

---

### College Illinois!® Prepaid Tuition Program

#### Statement of Plan Net Assets

Year ended June 30, 2024

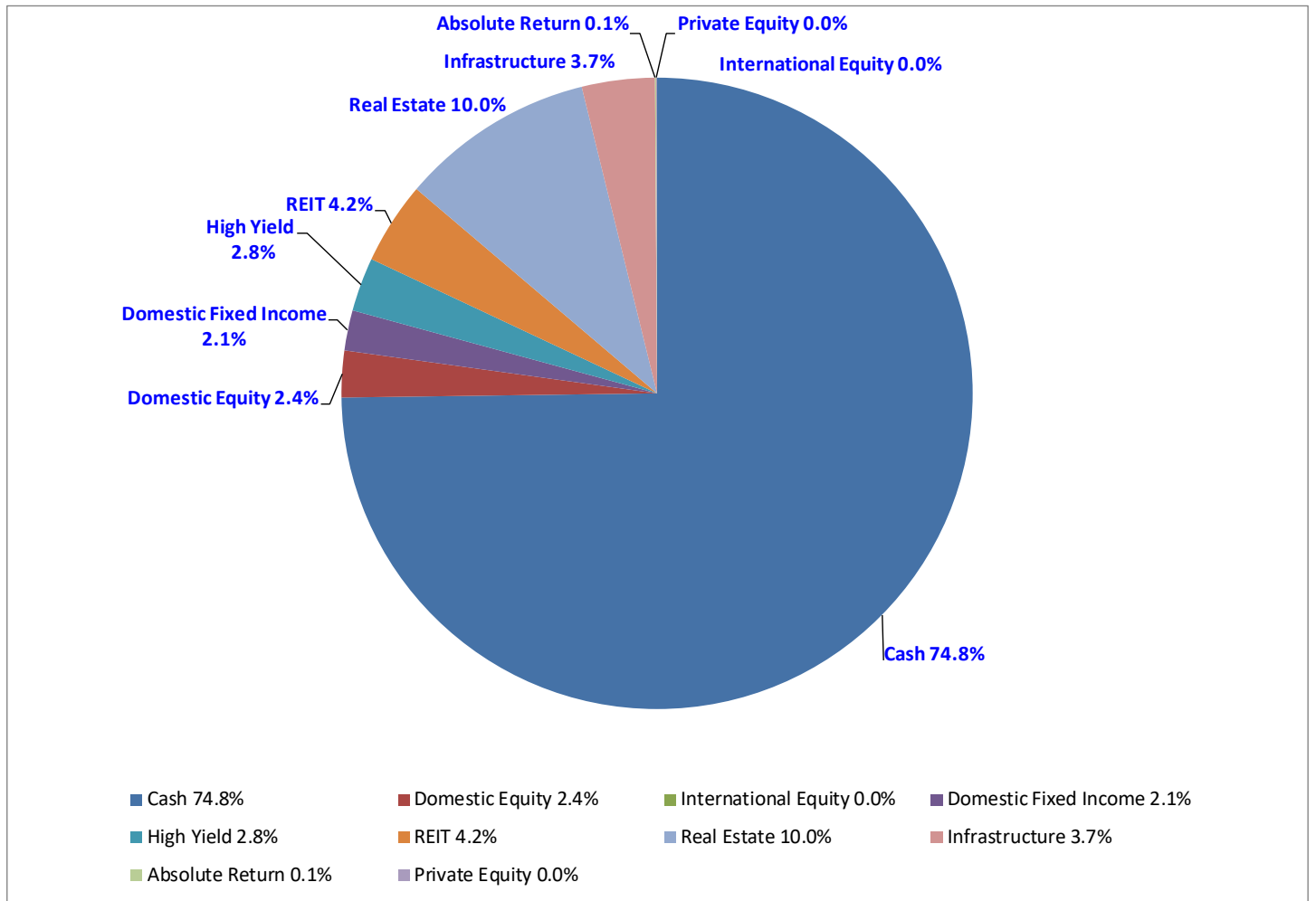
		% of Total
Cash <sup>a</sup>	\$ 368,697,080	74.8%
Investments		
Domestic Equity	\$ 11,752,687	2.4%
International Equity	494	0.0%
Domestic Fixed Income	10,161,775	2.1%
High Yield	13,581,418	2.8%
REIT	20,776,416	4.2%
Real Estate	49,085,521	10.0%
Infrastructure	18,412,041	3.7%
Absolute Return	284,563	0.1%
Private Equity	229,848	0.0%
Total Investments	\$ 124,284,763	25.2%
Due from Other State Funds	\$ -	0.0%
Total Assets	\$ 492,981,843	100.0%

<sup>a</sup> Cash amount includes \$364,222,088 from the GH Fixed Income Ladder.

Numbers may not add due to rounding.



## Allocation of Assets at June 30, 2024



## Reconciliation of Market Value of Plan Assets

---

**College Illinois!® Prepaid Tuition Program**  
**Statement of Changes in Plan Net Assets**  
**Twelve-Month Period ended June 30, 2024**

Beginning of Period		7/1/2023
End of Period		6/30/2024
Additions:		
Contributions Received and Contract Fees	\$	2,195,821
Gross investment income		9,275,810
Realized/Unrealized investment gains/(losses)		30,036,711
Due from Other State Funds		-
Total Additions	\$	41,508,342
Deductions:		
Tuition payments	\$	80,926,297
Refunds to Purchasers		23,716,944
Investment expenses & advisory fees		709,957
Administrative expenses		2,489,209
Total Deductions	\$	107,842,407
Net increase/(decrease)	\$	(66,334,065)
Market Value of Assets:		
Beginning of period	\$	559,315,908
End of period (6/30/2024)	\$	492,981,843
Present Value of Future Contributions by Current Contract Holders		3,791,910
Market Value of Total Fund Assets as of June 30, 2024	\$	496,773,753

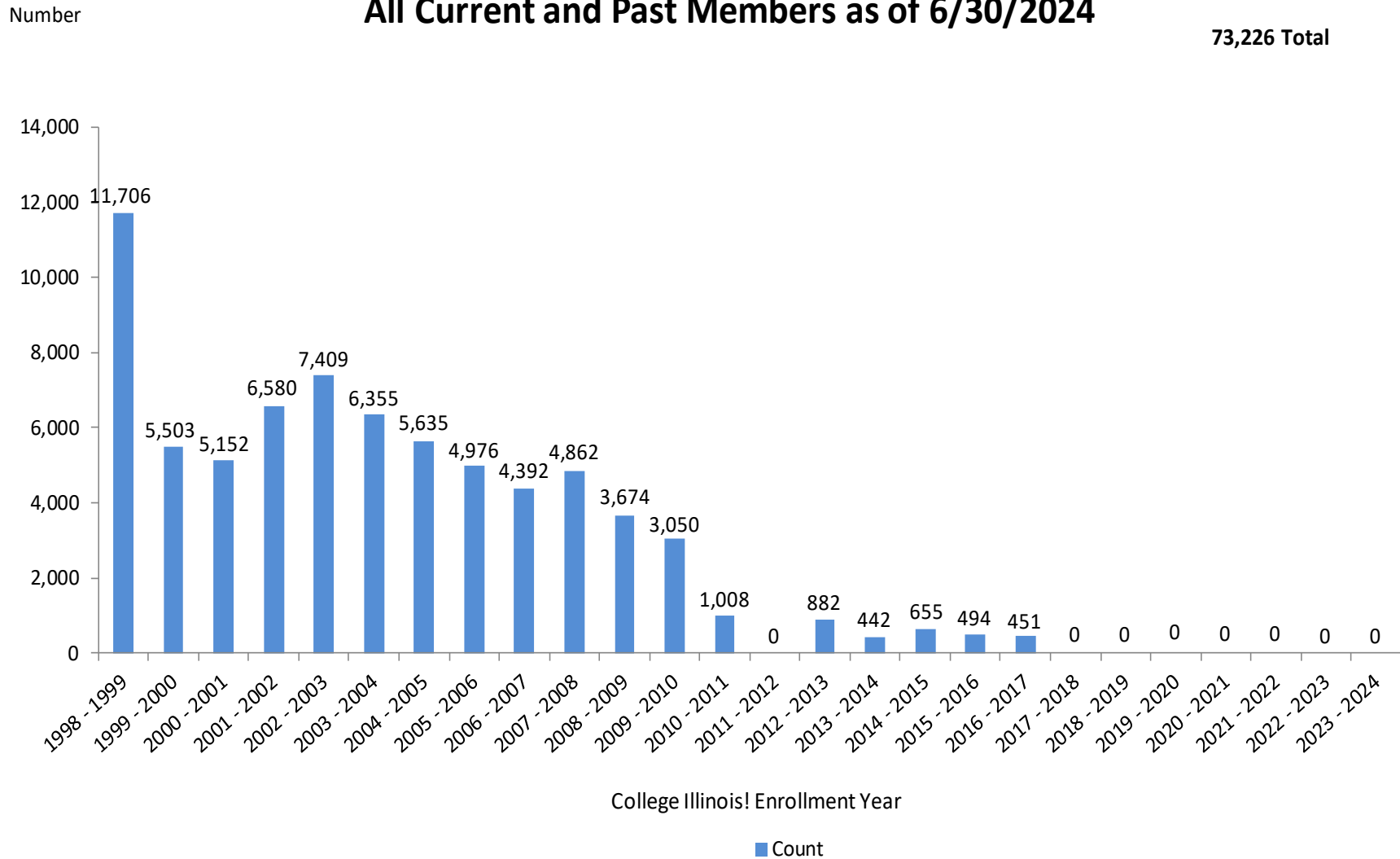
## SECTION D

---

### PARTICIPANT DATA

## College Illinois!® Prepaid Tuition Program Contract Counts by Enrollment Year All Current and Past Members as of 6/30/2024

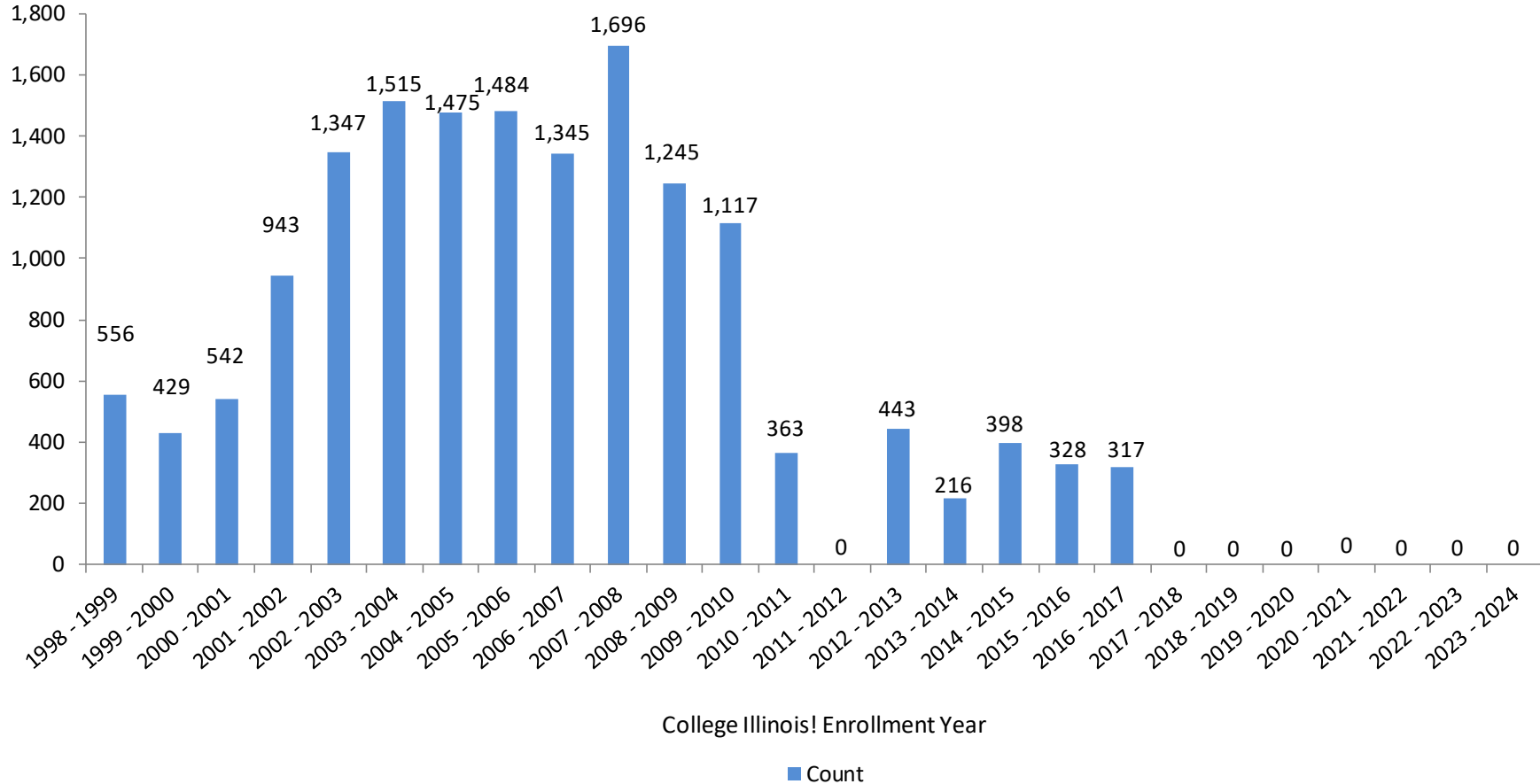
**73,226 Total**



## College Illinois!® Prepaid Tuition Program Contract Counts by Enrollment Year Current Members as of 6/30/2024

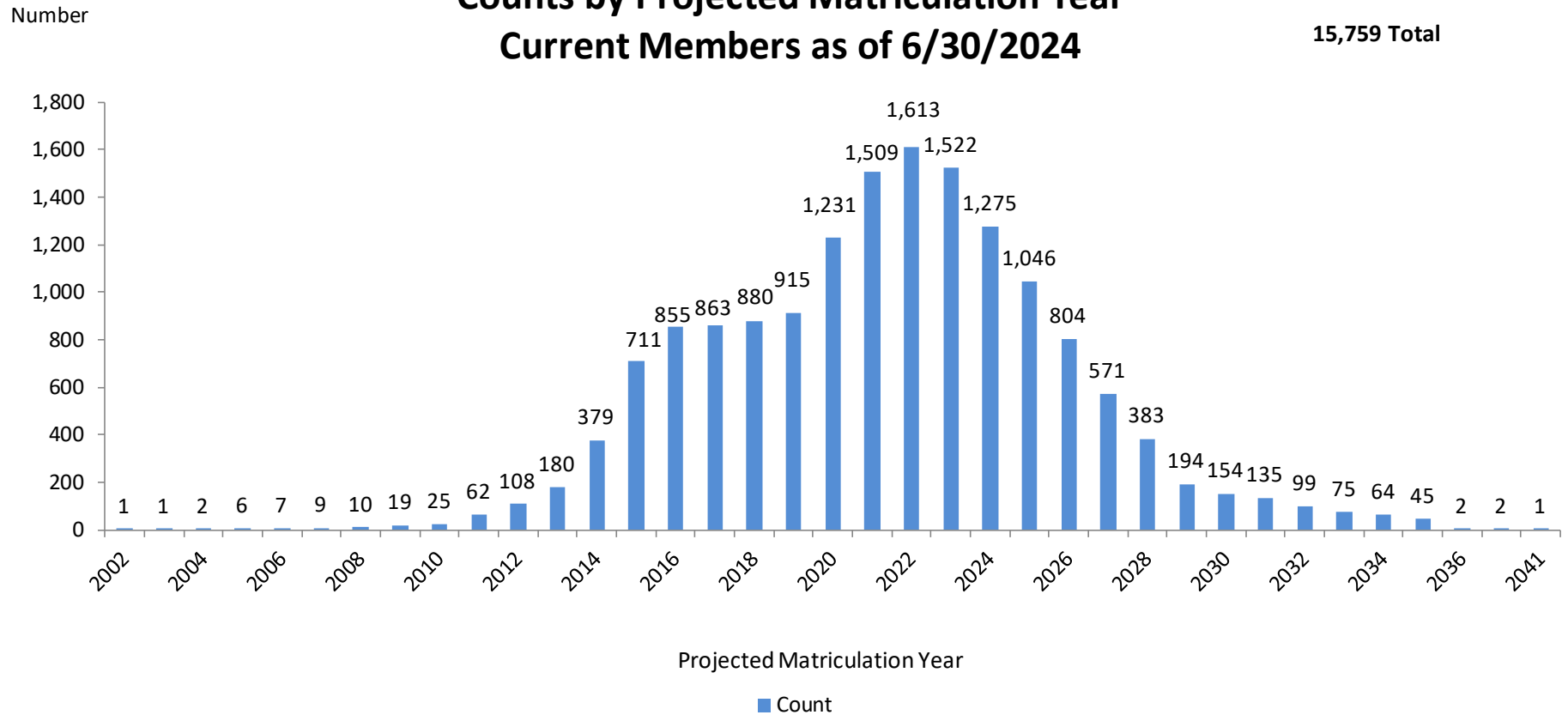
**15,759 Total**

Number



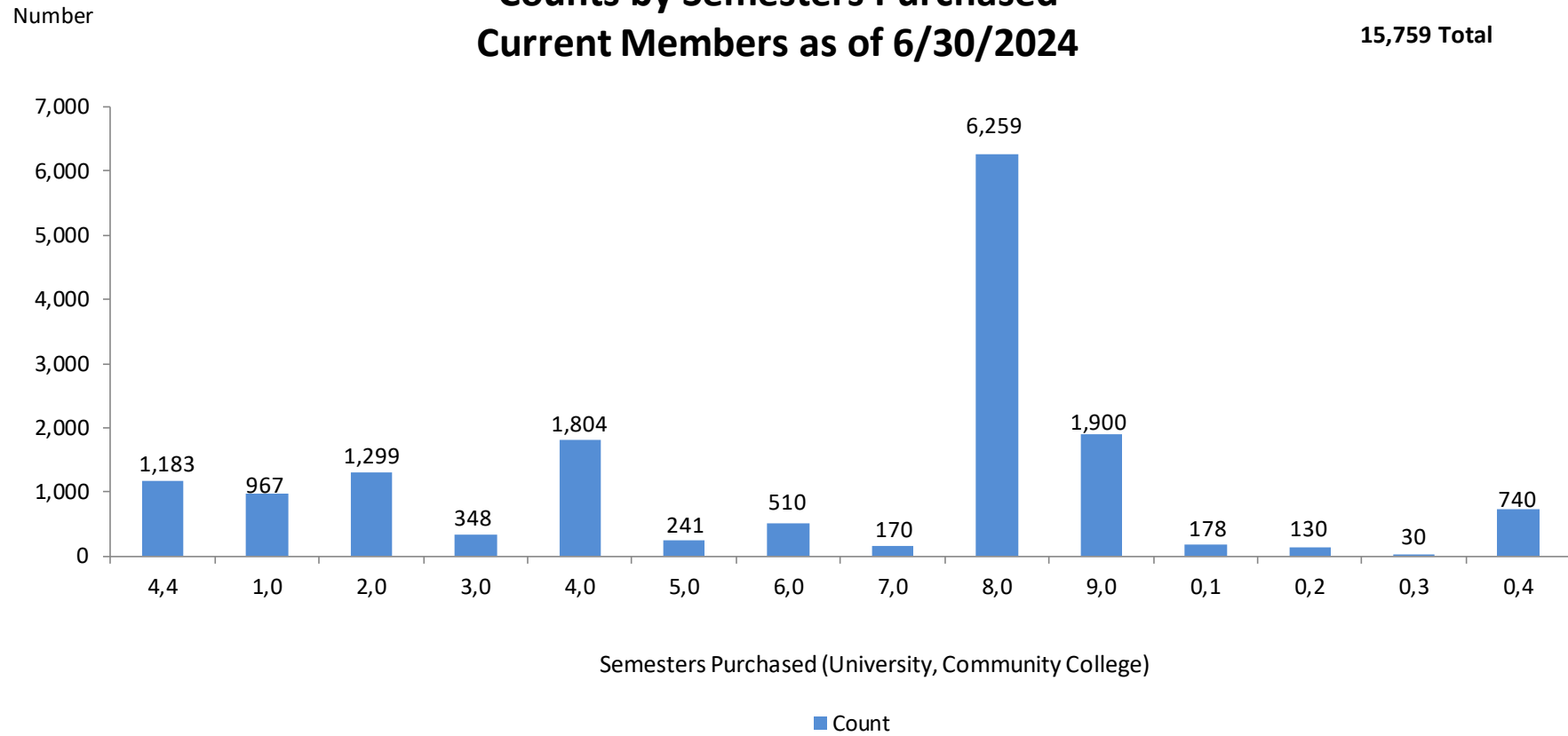
## College Illinois!® Prepaid Tuition Program Counts by Projected Matriculation Year Current Members as of 6/30/2024

15,759 Total

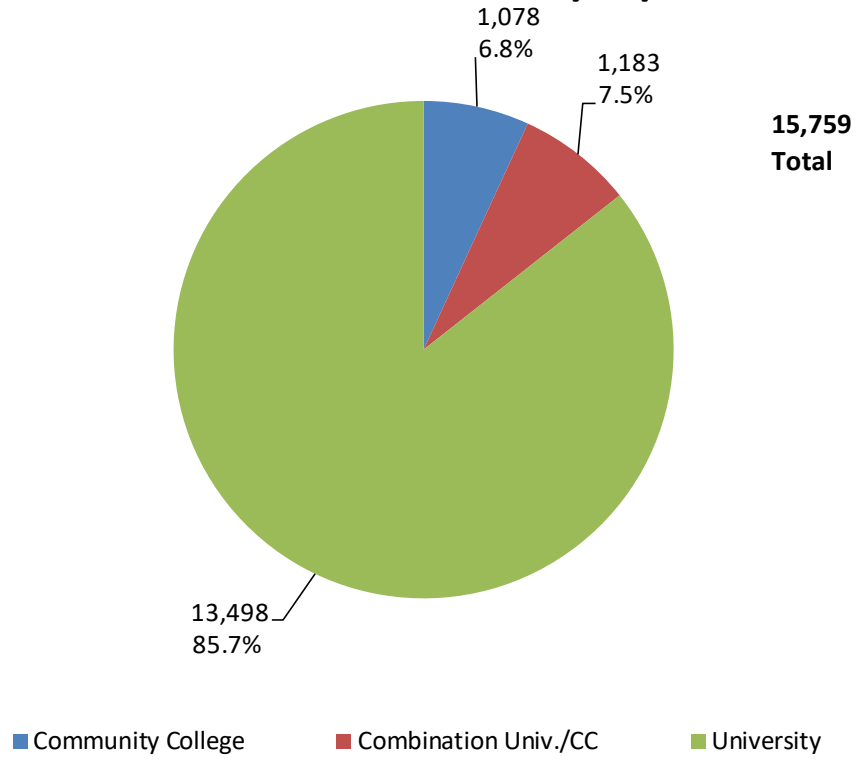


## College Illinois!® Prepaid Tuition Program Counts by Semesters Purchased Current Members as of 6/30/2024

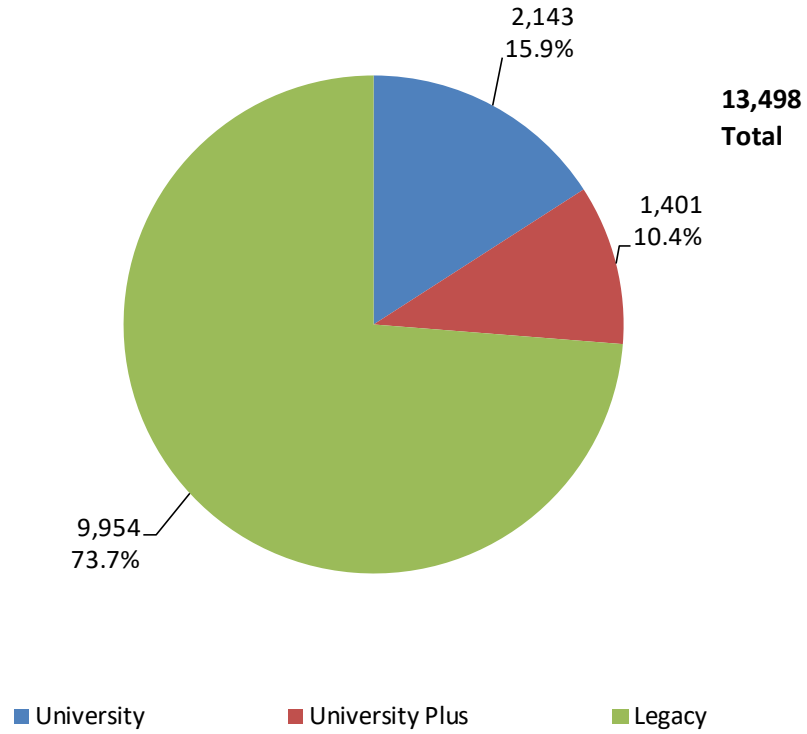
15,759 Total



# College Illinois!® Prepaid Tuition Program Counts by Contract Type Current Members as of 6/30/2024



# College Illinois!® Prepaid Tuition Program University Counts by Type Current Members as of 6/30/2024



## **SECTION E**

---

### **ACTUARIAL VALUATION METHODS AND ASSUMPTIONS**

# Actuarial Valuation Methods and Assumptions

---

## Actuarial Valuation Methods

**Actuarial Value of Assets** – The Actuarial Value of Assets is equal to the Market Value of Assets plus the present value of expected future contract payments from current contract holders.

## Actuarial Valuation Assumptions

The rationale for the assumptions (except as indicated) may be found in the experience study report covering the period July 1, 2014, through June 30, 2023, which was issued on May 22, 2024. The assumptions were adopted for first use in the actuarial soundness valuation as of June 30, 2024. The College Illinois!® Prepaid Tuition Program stopped accepting new contracts as of the 2017/2018 enrollment period and is still not accepting new contracts for the 2024/2025 enrollment period.

*The actuarial assumptions used in the actuarial soundness valuation are shown in this Section.*

**Measurement Date** June 30, 2024

**Net Investment Return Rate**

The following select and ultimate rate structure, net of investment expenses and compounded annually, is assumed. Includes inflation assumption of 2.50 percent. (First effective with the actuarial soundness valuation as of June 30, 2023, and prescribed to us by ISAC.)

**Net Investment Return Rate**

<u>Fiscal Year</u> <u>Ending 6/30</u>	<u>Net Investment Return Rate</u>
2025	4.714%
2026	4.429%
2027	4.143%
2028	3.857%
2029	3.571%
2030	3.286%
2031+	3.000%

Considering the current asset allocation, LDI strategy, current and future liquidity requirements and the fact that program enrollment is on hold, we believe the net investment rate of return assumption of 4.714 percent in fiscal year 2025 grading down to 3.00 percent in 2031, on a select and ultimate basis, is reasonable for the purposes of measuring the Program's future obligations. Additionally, we believe the assumed rate of tuition increases of 5.00 percent per year is reasonable for the purpose of measuring the Program's future obligations, with a small margin for conservatism.



## Actuarial Valuation Methods and Assumptions

### Weighted Average Tuition and Fees (WATF) by Contract Type Based on the Freshman Tuition Rates Adjusted for Differential Tuition (Blended)

	Contract Type			
	Choice 1	Choice 2	Choice 3	
	Community College	University	University Plus	Legacy†
2024-2025 Weighted Tuition	\$4,539	\$11,871	\$14,658	\$12,569
2024-2025 Weighted Fees	558	4,599	4,928	4,681
2024-2025 Total WATF	5,097	16,470	19,586	17,250

†Legacy contracts refer to contracts sold prior to October 2008. These contracts can be used for full tuition and fees at any public University in the State of Illinois, including UIUC.

For continuing students at public universities and students attending community colleges, fees are combined with tuition in our projections and follow their respective tuition inflation assumptions.

### Freshman Weighted Average Tuition and Fees (WATF) Increase from Prior Year

	Contract Type			
	Choice 1	Choice 2	Choice 3	
	Community College	University	University Plus	Legacy
2024-2025 Total WATF	\$5,097	\$16,470	\$19,586	\$17,250
2023-2024 Total WATF	4,955	15,673	19,689	16,685
WATF Increase	2.87%	5.09%	-0.52%	3.39%

### Bias Load

Contract beneficiaries may select a university or major with costs that are higher or lower than the overall WATF. In addition, contract beneficiaries may use more or less than the 15 credits assumed to calculate the WAT. For example, certain institutions may charge the same fixed rate for someone using 12 credits as someone using 16 credits (i.e., “Block” pricing). The following bias loads were used to recognize the biases that exist in how the WAT is calculated and how the WAT is used by contract beneficiaries.

	Contract Type			
	Choice 1	Choice 2	Choice 3	
	Community College	University	University Plus	Legacy
Bias Load	0.00%	-3.00%	3.00%	0.00%

# Actuarial Valuation Methods and Assumptions

## Tuition and Fee Increase Assumption

Tuition and Fee Increase Assumption - June 30, 2024, Actuarial Valuation				
Effective Date	Community College	University	University Plus	Legacy
6/30/2024 and Beyond	5.00%	5.00%	5.00%	5.00%

(First effective with the actuarial soundness valuation as of June 30, 2024, and prescribed to us by ISAC.)

These assumptions were chosen by ISAC and consider historical Illinois public tuition and fee inflation, typically over a 20-year horizon, as well as current economic and political conditions. The 5.00 percent assumption is intended to include conservatism.

## Truth in Tuition

Under Illinois' Truth-in-Tuition law, the State's 12 public colleges and universities are required to charge incoming resident freshmen a fixed tuition rate for the first four years of college. The Truth in Tuition law does not apply to community colleges.

For contract beneficiaries with a Choice 2, Choice 3 or Legacy contract, it was assumed that their tuition will not increase in their second, third and fourth year of school. If they attend school beyond four years, it was assumed that their tuition would increase to the amount charged the year after the year they first enrolled. For contract beneficiaries with a Choice 1 contract, it was assumed that tuition will increase for each year enrolled. The fee portion of the WATF is assumed to increase each year for all contract types.

The following table shows the WAT (excluding fees) for the past four years that would be used for contract beneficiaries under the Truth-in-Tuition law. (Choice 1 is shown for informational purposes only.)

	Contract Type			
	Choice 1	Choice 2	Choice 3	
	Community College	University	University Plus	Legacy
2024-2025 Weighted Tuition	\$4,539	\$11,871	\$14,658	\$12,569
2023-2024 Weighted Tuition	4,410	11,514	14,829	12,349
2022-2023 Weighted Tuition	4,360	11,300	14,619	12,235
2021-2022 Weighted Tuition	4,281	11,123	14,074	11,914
2020-2021 Weighted Tuition	4,075	11,151	14,106	11,950

# Actuarial Valuation Methods and Assumptions

## Rates of Cancellation before Matriculation

These rates are used to measure the probability of eligible contract beneficiaries cancelling their contracts before and after projected college entrance date. The rates apply to contract beneficiaries who have not yet matriculated. Once the contract beneficiaries are assumed to have matriculated and started using benefits, a different set of assumptions apply.

Years from Projected College Entrance Year	Cancellation Rate	Years from Projected College Entrance Year	Cancellation Rate
-17	6.0%	-1	1.5%
-16	6.0%	0	1.5%
-15	4.0%	1	3.0%
-14	3.0%	2	3.0%
-13	3.0%	3	5.0%
-12	3.0%	4	6.0%
-11	2.0%	5	7.5%
-10	2.0%	6	7.5%
-9	1.5%	7	7.5%
-8	1.5%	8	7.5%
-7	1.5%	9	25.0%
-6	1.5%	10	50.0%
-5	1.0%	11	33.0%
-4	1.0%	12	33.0%
-3	1.0%	13	33.0%
-2	1.0%	14+	100.0%

In the event of a cancellation, it was assumed that a refund will be paid equal to the amount of all contract payments made accumulated with applicable interest, less benefits paid. (Two percent annual interest is applicable to contracts purchased prior to the 2013/2014 enrollment period. No interest is applicable to contracts purchased during or after the 2013/2014 enrollment period.)

# Actuarial Valuation Methods and Assumptions

## Rates of Cancellation after Matriculation

These rates are used to measure the probability of eligible contract beneficiaries cancelling their contracts after contract beneficiaries are assumed to have matriculated and started using benefits.

Years from Projected College Entrance Year	Matriculation Rate
0	0.25%
1	0.25%
2	0.50%
3	1.50%
4	2.50%
5	3.00%
6	3.25%
7	3.50%
8	3.75%
9	25.00%
10	50.00%
11	33.00%
12	33.00%
13	33.00%
14+	100.00%

In the event of a cancellation, it was assumed that a refund will be paid equal to the amount of all contract payments made accumulated with applicable interest, less benefits paid. (Two percent annual interest is applicable to contracts purchased prior to the 2013/2014 enrollment period. No interest is applicable to contracts purchased during or after the 2013/2014 enrollment period.)

## Rates of Matriculation

These rates are used to measure the probability of eligible contract beneficiaries matriculating at and beyond their projected college entrance date. The rates apply to contract beneficiaries who have not yet matriculated.

Years from Projected College Entrance Year	Matriculation Rate
0	67.5%
1	37.5%
2	35.0%
3	30.0%
4	20.0%
5	15.0%
6	9.0%
7	9.0%
8	8.0%
9	8.0%
10	0.0%

# Actuarial Valuation Methods and Assumptions

## Utilization of Benefits

The following number of credits were assumed to be utilized for contract beneficiaries. Contract beneficiaries are assumed to use the benefits as described by the CIPTP Master Agreement.

Years Since Matriculation	Number of Semesters Purchased								
	1	2	3	4	5	6	7	8	9
1	9.00	21.00	28.00	28.00	30.00	30.00	30.00	30.00	30.00
2	5.00	16.00	23.00	23.00	28.00	28.00	28.00	28.00	28.00
3	3.00	8.00	14.00	14.00	24.00	24.00	26.00	26.00	26.00
4	2.00	6.00	9.00	9.00	16.00	16.00	22.00	22.00	22.00
5	2.00	4.00	7.00	7.00	9.00	9.00	12.00	12.00	12.00
6	2.00	3.00	6.00	6.00	7.00	7.00	7.00	7.00	7.00
7	2.00	2.00	5.00	5.00	6.00	6.00	6.00	6.00	6.00
8	2.00	2.00	4.00	4.00	5.00	5.00	5.00	5.00	5.00
9	2.00	2.00	3.00	3.00	4.00	4.00	4.00	4.00	4.00
10+	2.00	2.00	2.00	2.00	3.00	3.00	3.00	3.00	3.00

## Administrative Expenses

Administrative expenses of the Program are assumed to be paid through a combination of investment earnings and fees assessed on purchasers. Marketing expenses were excluded from the liabilities (present value of future administrative expenses) for current contract beneficiaries as it is assumed those costs should only be applicable to future contracts. Administrative expenses for FY 2025 are projected to equal actual 2024 expenses multiplied by the ratio of actual 2024 administrative expenses to actual 2023 administrative expenses, with a maximum value of the actual 2024 administrative expenses. Future year (for FY 2026 and later) administrative expenses are projected to then decline at the same rate the present value of benefits declines. The present value of future administrative expenses for FY 2024 is equal to approximately 2.3 percent of the total liabilities.

## Mortality and Disability

No assumption is made for death or disability. Valuing the rate of incidence is expected to be immaterial.

## Contract Transfers

No explicit assumption is made for contract transfers. However, the set of assumptions is slightly conservative and losses due to contract transfers are expected to reduce the implied margin of conservatism. We recommend monitoring contract transfer experience to evaluate if an explicit assumption is needed.

# Actuarial Valuation Methods and Assumptions

---

## Data Adjustments

The following contract beneficiary records were excluded from the actuarial valuation:

- Records with a payment status indicating they were cancelled;
- Records with a contract usage status of depleted; and
- Records with less than one contract unit remaining (the number of contract units purchased minus the number of contract units used is less than one).

The projected college entrance year was adjusted for contract beneficiaries who are not scheduled to have completed payments for the contract by the college entrance year provided in the data.

The account balance that is eligible to be refunded is calculated by GRS based on the contract payment information provided, increased with applicable interest, less any tuition and fee benefits paid to date. Two percent annual interest is applicable to contracts purchased prior to the 2013/2014 enrollment period. No interest is applicable to contracts purchased during or after the 2013/2014 enrollment period.

## **SECTION F**

---

### **PLAN PROVISIONS**

## Plan Provisions

---

(This is a summary only; the full terms and conditions of the College Illinois!® Prepaid Tuition Program are included in the Illinois Prepaid Tuition Act, 110 ILCS 979 (the “Act”) and ISAC Administrative Rules (23 Ill. Adm. Code 2775, et. seq.) (“ISAC Rules”).

### **A. Type of Contract**

Three types of contracts are available for purchase: Choice 1 - Community College, Choice 2 – University and Choice 3 – University Plus. (For contracts sold prior to October 2008, there was one type of University contract, which are currently referred to as Legacy contracts.)

From the College Illinois! Prepaid Tuition Program Student Handbook:

#### *Choice 1 Community College Plan*

Provides in-district tuition and mandatory fees for each semester (15 credit hours) purchased at an Illinois Community College.

#### *Choice 2 University Plan*

Provides undergraduate in-state tuition and mandatory fee coverage for each semester (15 credit hours) purchased at any of the following eligible institutions: Chicago State University, Eastern Illinois University, Governors State University, Illinois State University, Northeastern Illinois University, Northern Illinois University, Southern Illinois University Carbondale, Southern Illinois University Edwardsville, University of Illinois Chicago, University of Illinois Springfield, Western Illinois University.

#### *Choice 3 University Plus Plan*

Provides undergraduate in-state tuition and mandatory fee coverage for each semester (15 credit hours) purchased at the University of Illinois Urbana Champaign.

### **B. Benefit**

Covered benefits include tuition and mandatory fees at an Illinois public university or community college based on the in-state or in-district undergraduate rate for a full-time student.

Mandatory fees are fees that are required upon enrollment for all students attending the particular institution.

The benefit does not include any optional fees, expenses, or cost of supplies.

The benefit shall never be less than the amount paid for the contract.



## Plan Provisions

---

Benefits are available for use three years after the first payment due date. The plan must be paid in full prior to the use of any benefits. In addition, the beneficiary has up to 10 years from the projected college enrollment date to start using program benefits. Once the beneficiary starts using the prepaid benefits, they have 10 years to finish using benefits.

### **C. Contract Payments**

The Program offers a variety of payment options, including the following:

- Lump Sum;
- 5-year installment plans paid monthly or annually;
- Extended installment plans of 6 to 15 years, depending on age, paid monthly or annually; and
- Down payment options are available for monthly installment plans.

### **D. Private or Out-of-State Institutions**

For beneficiaries attending a private or out-of-state institution, the plan will pay an amount based upon the weighted average tuition and mandatory fees at Illinois public universities or community colleges depending on the type of contract purchased.

### **E. Scholarship**

If a qualified beneficiary is awarded a grant or scholarship that duplicates the benefits covered by a prepaid tuition contract, the purchaser may request a refund in semester installments.

Illinois public university or community college – the installments will be in an amount equal to the current cost of in-state or in-district registration fees at that institution, less any benefits used to pay registration fees not covered by the scholarship and any applicable fees.

Illinois Private Institution or an eligible Out-of-State Institution – the installments will be in an amount equal to the current average mean-weighted credit hour value of registration fees at Illinois public universities or Illinois community colleges, depending on the type of the purchased contract, less any benefits used to pay registration fees not covered by the scholarship and any applicable fees.

### **F. Not Attending an Institution of Higher Education (Transfer)**

Benefits can be transferred to a member of the “family” as defined in Section 529 of the Internal Revenue Code.

Purchasers can also choose to postpone the beneficiary’s use of contract benefits to a later time or receive a refund.



## Plan Provisions

---

<b><i>G. Cancellation/Refunds</i></b>	Refund equal to all contract payments made accumulated with applicable interest, less benefits paid and applicable cancellation fees. (Two percent annual interest is applicable to contracts purchased prior to the 2013/2014 enrollment period. No interest is applicable to contracts purchased during or after the 2013/2014 enrollment period.)
<b><i>H. Death/Disability of Qualified Beneficiary</i></b>	Refund equal to the value of the mean-weighted average cost of tuition at the colleges for the type of contract purchased will be made to the purchaser.
<b><i>I. Other Ancillary Benefits</i></b>	There are no ancillary benefits.
<b><i>J. Truth in Tuition</i></b>	Under Illinois' Truth-in-Tuition law, enacted with the Fall 2004 semester, the state's 12 public colleges and universities are required to charge incoming resident freshmen a fixed tuition rate for the first four years of college.
<b><i>K. New Contracts</i></b>	Effective as of the 2017/2018 period, CIPTP has not accepted new contracts.
<b><i>L. Extraordinary Contributions</i></b>	In fiscal year 2022, ISAC secured state funding that significantly addressed the College Illinois!® Prepaid Tuition Program unfunded liability. There were two State appropriations from the State's General Revenue Fund on behalf of fiscal year 2022 – one for \$20 million and a second appropriation of \$230 million that are reflected in the actuarial valuation as of June 30, 2022. (There was an additional State appropriation of \$30 million on behalf of fiscal year 2021.)
<b><i>M. Changes from Previous Valuation</i></b>	None.

College Illinois!® Prepaid

Tuition Program

Supplemental Actuarial Soundness Valuation Report  
as of June 30, 2024





October 30, 2024

Mr. Eric Zarnikow  
Executive Director  
Illinois Student Assistance Commission  
1755 Lake Cook Road  
Deerfield, Illinois 60015-5209

**Re: College Illinois!® Prepaid Tuition Program  
Supplemental Actuarial Soundness Valuation Report as of June 30, 2024**

Dear Mr. Zarnikow:

In accordance with the request of the Illinois Student Assistance Commission ("ISAC"), Gabriel, Roeder, Smith & Company ("GRS") has performed a supplemental actuarial valuation of the College Illinois!® Prepaid Tuition Program ("Program" or "CIPTP") as of June 30, 2024 under a prescribed Closed Group Run-Off projection scenario. The purpose of this supplemental actuarial valuation is to provide additional information to ISAC regarding the Program's projected funding status.

GRS provides independent actuarial services and advice to ISAC. GRS has no decision making authority or other such responsibility for ISAC, the State of Illinois, the CIPTP and anyone else affiliated with ISAC, and therefore, is specifically NOT serving in a fiduciary role in any way whatsoever.

This supplemental actuarial valuation and report was prepared at the request of ISAC and is intended for use by ISAC and those designated or approved by ISAC. This report may be provided to parties other than ISAC only with the permission of ISAC. This supplemental actuarial valuation and report should not be relied on for any purpose other than the purpose described above. GRS is not responsible for unauthorized use of this projection.

Future actuarial measurements may differ significantly from the current measurements presented in this report due to such factors as the following: plan experience differing from that anticipated by the economic or demographic assumptions; changes in economic or demographic assumptions; and changes in plan provisions or applicable law.

This supplemental actuarial valuation report represents one of multiple documents providing actuarial soundness valuation results for the College Illinois!® Prepaid Tuition Program as of June 30, 2024. Additional information regarding the underlying financial and beneficiary data and important additional disclosures are provided in the June 30, 2024 Actuarial Soundness Valuation Report.

This projection is not a recommendation to anyone to participate or not participate in the CIPTP. GRS makes no representations or warranties to any person or persons participating in the CIPTP.

All calculations have been made in conformity with generally accepted actuarial principles and practices commonly applicable to similar types of arrangements. There are currently no Actuarial Standards of Practice which specifically relate to prepaid tuition plans. We have looked to the Actuarial Standards of Practice related to pensions for guidance due to their similar nature.

For purposes of this projection, we used the actuarial soundness valuation results from the June 30, 2024 Actuarial Soundness Valuation, and unless noted differently, the same actuarial assumptions and methods as used for the June 30, 2024 Actuarial Soundness Valuation. The projection results are based upon data and information furnished by ISAC, concerning program benefits, financial transactions and beneficiaries of the CIPTP. We reviewed this information for internal and year-to-year consistency, but did not audit the data. We are not responsible for the accuracy or completeness of the information provided by the Illinois Student Assistance Commission. Further, the data and information provided is through June 30, 2024, and does not reflect subsequent market volatility.

The projection results involve actuarial calculations that require assumptions about future events. We believe that the actuarial assumptions, including those prescribed to us by ISAC, are reasonable for the purposes of measuring the Program's future obligations.

The College Illinois!® Prepaid Tuition Program stopped accepting new contracts as of the 2017/2018 enrollment period and is still not accepting new contracts for the 2024/2025 enrollment period. According to the ISAC website "College Illinois! is no longer accepting new enrollments." Since the closing of the CIPTP has not occurred, we have completed a projection assuming that the program continues to operate but with no new contract sales after June 30, 2024.

Based on discussions with ISAC, we have incorporated a "select and ultimate" approach to the investment return assumption (and also the related discount rate for the liabilities). Under this "select and ultimate" approach to the investment return assumption, we have assumed that the net investment return and discount rate grade down from an initial rate of 5.00 percent for fiscal year 2024 to the ultimate rate of 3.00 percent in fiscal years on and after 2031 (in 0.286 percent annual increments.) The initial rate used in the projections is 4.714 percent for fiscal year 2025 grading down to the ultimate rate of 3.00 percent in fiscal years on and after 2031 (in 0.286 percent annual increments.)

The Investment Committee and Commission approved the adoption and implementation of a Liability Driven Investment (LDI) strategy on April 22, 2024. The goal is to match future expected benefits with future expected cash flows from a structured U.S. Treasury bond portfolio in order to minimize investment risk. As of June 30, 2024, approximately 80% of program assets are invested in US Treasury securities in accordance with the LDI strategy. Based on the LDI strategy current asset allocation and 2024 capital market assumptions from ISAC's investment consultant, the 10-year geometric mean return is 5.13%, which supports the current select and ultimate investment return assumption.



Based on this investment return assumption, current Trust assets including future payments from current contract holders, and future investment income are projected to be sufficient to make the required tuition payments and maintain solvency until the end of the program.

This report was prepared using our proprietary valuation model and related software and projection spreadsheet models which, in our professional judgment, have the capability to provide results that are consistent with the purposes of the valuation, and have no material limitations or known weaknesses. We performed tests to ensure that the models reasonably represent that which is intended to be modeled. We are relying on the GRS actuaries and Internal Software, Training and Processes Team who developed and maintain the proprietary valuation model.

Alex Rivera, James R. Sparks, and Joshua Murner are Members of the American Academy of Actuaries (MAAA) and meet the Qualification Standards of the American Academy of Actuaries to render the actuarial opinions contained herein.

Alex Rivera, James R. Sparks, and Joshua Murner are independent of ISAC.

Respectfully submitted,


**Gabriel, Roeder, Smith & Company**



Alex Rivera, FSA, EA, MAAA, FCA  
Senior Consultant



James R. Sparks, ASA, MAAA, FCA  
Consultant



Joshua Murner, ASA, EA, MAAA  
Senior Analyst



# Table of Contents

	<u>Page</u>
<b>Section A</b>	<b>Background</b>
	Purpose of Projection ..... 1
	Closed Group Run-Off Scenario ..... 1
	Projection Assumptions ..... 1
	Financial Status of Program ..... 2
<b>Section B</b>	<b>Projection Results</b>
	Discussion of Scenario Results ..... 4
<b>Section C</b>	<b>Projection Table</b>
	Closed Group -- Run-Off Scenario; Zero New Contracts Sold Per Year ..... 5
<b>Section D</b>	<b>Actuarial Methods and Assumptions</b> ..... 6-11
<b>Section E</b>	<b>Plan Provisions</b> ..... 12-14

## SECTION A

---

### BACKGROUND

# Background

---

## Purpose of Projection

In accordance with the request of the Illinois Student Assistance Commission (“ISAC”), Gabriel, Roeder, Smith & Company (“GRS”) has performed a supplemental actuarial valuation of the College Illinois!® Prepaid Tuition Program (“Program” or “CIPTP”) as of June 30, 2024 under a prescribed Closed Group Run-Off projection scenario. The purpose of this supplemental actuarial valuation is to provide additional information to ISAC regarding the Program’s projected funding status.

## Closed Group Run-Off Scenario

The College Illinois!® Prepaid Tuition Program stopped accepting new contracts as of the 2017/2018 enrollment period and is still not accepting new contracts for the 2024/2025 enrollment period. According to the ISAC website “College Illinois! is no longer accepting new enrollments.”

Although the Program is closed to new enrollments, a “discontinuance” of the CIPTP has not occurred (as defined in the College Illinois!® 529 Prepaid Tuition Program Disclosure Statement and Master Agreement.) Therefore, based on discussions with ISAC, we have performed a supplemental actuarial valuation of the CIPTP under a prescribed Closed Group Run-Off projection scenario, assuming that the program continues to operate but with no new contract sales after June 30, 2024. Please note that this specific closed group projection scenario was prescribed to us by ISAC and is being presented for illustrative purposes only.

## Projection Assumptions

For purposes of this analysis, we used the actuarial soundness valuation results from the June 30, 2024 Actuarial Soundness Valuation, and unless noted differently, the same actuarial assumptions and methods as used for the June 30, 2024 Actuarial Soundness Valuation.

Based on information prescribed to us by ISAC, the investment return assumption and tuition and fee increase assumptions for the June 30, 2024 actuarial valuation are as follows:

- The net investment return assumption under the “select and ultimate” rate structure was maintained from the prior valuation with an initial rate of 5.00 percent for fiscal year 2024 grading down to the ultimate rate of 3.00 percent in fiscal years on and after 2031 (in 0.286 percent annual increments). The initial rate used in this valuation is 4.714 percent for fiscal year 2025 grading down to the ultimate rate of 3.00 percent in fiscal years on and after 2031 (in 0.286 percent annual increments).
- The tuition and fee increase assumption was increased from 4.25 percent per year to 5.00 percent per year for all types of contracts.

The projection results involve actuarial calculations that require assumptions about future events. We believe that the actuarial assumptions, including those prescribed to us by ISAC, are reasonable for the purposes of measuring the Program's future obligations. The combined effect of the assumptions, excluding prescribed assumptions or methods set by law, is expected to have no significant bias (i.e., not significantly optimistic or pessimistic).



## Background

---

### Financial Status of Program as of June 30, 2024

As of June 30, 2024, the present value of all future tuition obligations under contracts outstanding (and including future administrative expenses) is \$456,332,540. The value of fund assets as of June 30, 2024, including the market value of program assets and the present value of installment contract receivables, is \$496,773,753. The difference between the present value of future tuition obligations and the value of assets as of June 30, 2024 represents a program surplus of \$40,441,213. This is comparable to the program surplus from the June 30, 2023 actuarial soundness valuation of \$4,787,209.

Based on the actuarial assumptions used in the June 30, 2023 actuarial soundness valuation and actual tuition payments, refunds and fees, the surplus of \$4.8 million at June 30, 2023 was expected to increase to \$5.0 million as of June 30, 2024. The factors which caused the surplus to increase by \$35.4 million compared to the expected surplus were (1) assumption changes including the changes from the experience study covering the period July 1, 2014, to June 30, 2023 (the increase in surplus as a result of the experience study was partially offset by increases to the tuition and fee inflation assumptions), (2) tuition and fee increases in the past year that were less than expected (increases that were lower than the assumption of 4.25 percent used in the last actuarial valuation) and (3) investment experience that was more than expected (the estimated return on the market value of assets was 7.60 percent compared to the assumption of 5.00 percent for fiscal year 2024 used in the last actuarial valuation).

These results are illustrated in the table on the following page.

## Background

	(Surplus)
Value at June 30, 2023	\$ (4,787,209)
Expected Value at June 30, 2024	\$ (5,026,569)
(Gain)/Loss Due to:	
Investment Experience	\$ (13,228,187)
Due from Other State Funds	-
Experience Study Assumption Changes	(18,242,376)
Tuition and Fee Assumption Changes	3,781,132
Tuition and Fee Inflation Experience	(6,209,550)
Other Demographic Experience*	(1,515,663)
Total	\$ (35,414,644)
Actual Value at June 30, 2024	\$ (40,441,213)

*\*Other Demographic Experience includes deviations in actual contract beneficiary experience from our assumptions related to rates of enrollment, utilization of benefits, and contract terminations and refunds. Also includes changes in expected future administrative expenses compared to projections from the previous actuarial valuation.*

*The changes in assumptions includes the changes from the experience study covering the period from July 1, 2014 to June 30, 2023 and the change in the tuition and fee increase assumption.*

The Program assets earned an approximate 7.6 percent rate of return for FY 2024 compared to the assumption for FY 2024 of 5.0 percent.

**SECTION B**

---

**PROJECTION RESULTS**

## Discussion of Scenario Results

### Closed Group -- Run-Off Scenario; Zero New Contracts Sold Per Year

Please note that this specific closed group projection scenario was prescribed to us by ISAC and is being presented for illustrative purposes only.

The College Illinois!® Prepaid Tuition Program stopped accepting new contracts as of the 2017/2018 enrollment period and is still not accepting new contracts for the 2024/2025 enrollment period. According to the ISAC website “College Illinois! is no longer accepting new enrollments.”

Although the Program is closed to new enrollments, a “discontinuance” of the CIPTP has not occurred (as defined in the College Illinois!® 529 Prepaid Tuition Program Disclosure Statement and Master Agreement.) Therefore, based on discussions with ISAC, we have performed a supplemental actuarial valuation of the CIPTP under a prescribed Closed Group Run-Off projection scenario, assuming that the program continues to operate but with no new contract sales after June 30, 2024.

Under this illustrative closed group projection scenario:

- Current Trust assets including future payments from current contract holders, and future investment income are projected to be sufficient to make the required tuition payments and maintain solvency until the end of the program, and
- The CIPTP funded status as of June 30, 2024 is 108.9 percent and is projected to remain above 100 percent for the remaining years in the projection period.

Under this prescribed Closed Group Run-Off scenario, Trust assets are projected to decline rapidly as tuition benefits are paid. Therefore, based on discussions with ISAC, we have incorporated a “select and ultimate” approach to the investment return assumption (and also the related discount rate for the liabilities). Under this “select and ultimate” approach to the investment return assumption, we have assumed that the net investment return and discount rate grade down from an initial rate of 4.714 percent for fiscal year 2025 to the ultimate rate of 3.00 percent for fiscal years 2031 and after, in equal annual increments of 0.286 percent.

## SECTION C

---

### PROJECTION TABLE

# Projection Table

**Closed Group Projections**

**Scenario 1 — Run-Off Scenario**

Projection Based on Data as of June 30, 2024

Assumed Net Investment Return and Discount Rates Graded Down from 4.714% to 3.000% in 0.286% Yearly Increments

Other Assumptions Based on Those Used in the Actuarial Valuation as of June 30, 2024, Including Assumed Tuition and Fee Increase Assumption of 5.00%

Zero New Contracts Per Year

Year Ending 6/30	Assumed Net Rate of Return	Annual New Contracts	Assets								Liabilities				Unfunded Liability	Funded Ratio
			Contract Contributions	Additional Required Solvency Contributions	Tuition Payments, Refunds and Fees	Administrative Expenses	Net Non-Investment Cash Flow	Net Investment Return	Market Value of Assets (EOY)	Total Present Value of Future Contributions	Total Fund Assets (MVA + PVFC)	Total Present Value of Future Benefits	Present Value of Future Admin Expenses	Total Present Value of Future Benefits, Fees and Expenses		
2024			\$ 2,195,821	\$ -	\$ 104,643,241	\$ 2,489,209	\$ (104,936,629)	\$ 38,602,564	\$ 492,981,843	\$ 3,791,910	\$ 496,773,753	\$ 445,770,916	\$ 10,561,624	\$ 456,332,540	\$ (40,441,213)	108.9%
2025	4.714%	0	1,201,601	-	97,385,166	2,489,209	(98,672,774)	20,940,228	415,249,297	2,741,064	417,990,361	367,130,454	8,512,295	375,642,749	(42,347,612)	111.3%
2026	4.429%	0	823,623	-	84,573,505	2,050,076	(85,799,959)	16,509,448	345,958,786	2,020,786	347,979,572	296,962,395	6,794,271	303,756,666	(44,222,906)	114.6%
2027	4.143%	0	697,025	-	70,485,782	1,658,254	(71,447,011)	12,867,031	287,378,806	1,393,184	288,771,990	237,333,595	5,383,481	242,717,076	(46,054,914)	119.0%
2028	3.857%	0	554,644	-	58,118,352	1,325,284	(58,888,992)	9,959,271	238,449,085	881,680	239,330,765	187,258,991	4,240,522	191,499,513	(47,831,252)	125.0%
2029	3.571%	0	386,684	-	46,678,147	1,045,664	(47,337,127)	7,677,943	198,789,901	519,640	199,309,541	146,442,282	3,327,793	149,770,075	(49,539,466)	133.1%
2030	3.286%	0	292,002	-	35,175,388	817,742	(35,701,127)	5,949,804	169,038,579	239,953	169,278,532	115,505,297	2,606,066	118,111,363	(51,167,169)	143.3%
2031	3.000%	0	167,776	-	26,323,956	644,988	(26,801,168)	4,672,111	146,909,522	76,877	146,986,399	92,254,558	2,029,657	94,284,215	(52,702,184)	155.9%
2032	3.000%	0	78,022	-	20,180,130	515,154	(20,617,263)	4,100,312	130,392,571	-	130,392,571	74,541,600	1,567,722	76,109,321	(54,283,250)	171.3%
2033	3.000%	0	-	-	15,740,334	416,244	(16,156,579)	3,671,219	117,907,211	-	117,907,211	60,803,153	1,192,311	61,995,464	(55,911,747)	190.2%
2034	3.000%	0	-	-	13,847,538	339,528	(14,187,066)	3,325,983	107,046,128	-	107,046,128	48,573,531	883,497	49,457,029	(57,589,099)	216.4%
2035	3.000%	0	-	-	12,716,060	271,237	(12,987,297)	3,018,014	97,076,845	-	97,076,845	37,125,346	634,727	37,760,072	(59,316,773)	257.1%
2036	3.000%	0	-	-	10,298,296	207,310	(10,505,606)	2,755,886	89,327,125	-	89,327,125	27,787,477	443,372	28,230,849	(61,096,276)	316.4%
2037	3.000%	0	-	-	8,255,583	155,167	(8,410,750)	2,554,585	83,470,960	-	83,470,960	20,242,599	299,196	20,541,795	(62,929,165)	406.3%
2038	3.000%	0	-	-	6,722,198	113,036	(6,835,234)	2,402,358	79,038,084	-	79,038,084	14,027,592	193,453	14,221,045	(64,817,039)	555.8%
2039	3.000%	0	-	-	5,435,283	78,331	(5,513,614)	2,289,049	75,813,519	-	75,813,519	8,932,210	119,759	9,051,969	(66,761,550)	837.5%
2040	3.000%	0	-	-	3,444,773	49,878	(3,494,651)	2,222,373	74,541,241	-	74,541,241	5,704,114	72,732	5,776,845	(68,764,396)	1000+%
2041	3.000%	0	-	-	2,297,408	31,852	(2,329,260)	2,201,557	74,413,538	-	74,413,538	3,543,623	42,587	3,586,210	(70,827,328)	1000+%
2042	3.000%	0	-	-	1,566,968	19,788	(1,586,756)	2,208,781	75,035,563	-	75,035,563	2,059,632	23,782	2,083,415	(72,952,148)	1000+%
2043	3.000%	0	-	-	977,924	11,501	(989,425)	2,236,335	76,282,473	-	76,282,473	1,128,937	12,824	1,141,760	(75,140,713)	1000+%
2044	3.000%	0	-	-	524,640	6,304	(530,764)	2,280,572	78,032,281	-	78,032,281	630,537	6,810	637,347	(77,394,934)	1000+%
2045	3.000%	0	-	-	315,663	3,521	(319,184)	2,336,216	80,049,313	-	80,049,313	329,089	3,441	332,531	(79,716,782)	1000+%
2046	3.000%	0	-	-	177,677	1,838	(179,515)	2,398,807	82,268,605	-	82,268,605	158,639	1,680	160,319	(82,108,286)	1000+%
2047	3.000%	0	-	-	80,190	886	(81,076)	2,466,851	84,654,380	-	84,654,380	82,014	831	82,845	(84,571,535)	1000+%
2048	3.000%	0	-	-	42,616	458	(43,074)	2,538,990	87,150,296	-	87,150,296	41,224	391	41,615	(87,108,681)	1000+%
2049	3.000%	0	-	-	23,796	230	(24,026)	2,614,151	89,740,421	-	89,740,421	18,311	169	18,480	(89,721,941)	1000+%
2050	3.000%	0	-	-	11,787	102	(11,889)	2,692,036	92,420,568	-	92,420,568	6,897	70	6,968	(92,413,600)	1000+%
2051	3.000%	0	-	-	3,613	39	(3,652)	2,772,563	95,189,479	-	95,189,479	3,438	33	3,471	(95,186,008)	1000+%
2052	3.000%	0	-	-	2,045	19	(2,064)	2,855,654	98,043,069	-	98,043,069	1,465	15	1,480	(98,041,589)	1000+%
2053	3.000%	0	-	-	790	8	(798)	2,941,280	100,983,551	-	100,983,551	707	7	715	(100,982,836)	1000+%
2054	3.000%	0	-	-	368	4	(372)	3,029,501	104,012,680	-	104,012,680	355	3	359	(104,012,321)	1000+%
2055	3.000%	0	-	-	167	2	(169)	3,120,378	107,132,889	-	107,132,889	196	1	198	(107,132,691)	1000+%
2056	3.000%	0	-	-	156	1	(157)	3,213,984	110,346,716	-	110,346,716	44	0	44	(110,346,672)	1000+%
2057	3.000%	0	-	-	32	0	(32)	3,310,401	113,657,085	-	113,657,085	13	0	13	(113,657,072)	0.0%



## SECTION D

---

### ACTUARIAL METHODS AND ASSUMPTIONS

# Actuarial Valuation Methods and Assumptions

---

## Actuarial Valuation Methods

**Actuarial Value of Assets** – The Actuarial Value of Assets is equal to the Market Value of Assets plus the present value of expected future contract payments from current contract holders.

## Actuarial Valuation Assumptions

The rationale for the actuarial assumptions (except as indicated) may be found in the experience study report covering the period July 1, 2014 through June 30, 2023, which was issued on May 22, 2014. The assumptions were adopted for first use in the actuarial soundness valuation as of June 30, 2024.

**Measurement Date** June 30, 2024

### Net Investment Return Rate

The following select and ultimate rate structure, net of investment expenses and compounded annually, is assumed. Includes inflation assumption of 2.50 percent. (First effective with the actuarial soundness valuation as of June 30, 2023, and prescribed to us by ISAC.)

#### Net Investment Return Rate

<u>Fiscal Year</u> <u>Ending 6/30</u>	<u>Net Investment Return Rate</u>
2025	4.714%
2026	4.429%
2027	4.143%
2028	3.857%
2029	3.571%
2030	3.286%
2031+	3.000%

Considering the current asset allocation, LDI strategy, current and future liquidity requirements, and the fact that program enrollment is on hold, we believe the net investment rate of return assumption of 4.714 percent in fiscal year 2025 grading down to 3.00 percent in 2031, on a select and ultimate basis, is reasonable for the purposes of measuring the Program's future obligations. Additionally, we believe the assumed rate of tuition increases of 5.00 percent per year is reasonable for the purpose of measuring the Program's future obligations, with a small margin for conservatism.

# Actuarial Valuation Methods and Assumptions

## Weighted Average Tuition and Fees (WATF) by Contract Type Based on the Freshman Tuition Rates Adjusted for Differential Tuition (Blended)

	Contract Type			
	Choice 1	Choice 2	Choice 3	
	Community College	University	University Plus	Legacy†
2024-2025 Weighted Tuition	\$4,539	\$11,871	\$14,658	\$12,569
2024-2025 Weighted Fees	558	4,599	4,928	4,681
2024-2025 Total WATF	5,097	16,470	19,586	17,250

†Legacy contracts refer to contracts sold prior to October 2008. These contracts can be used for full tuition and fees at any public University in the State of Illinois, including UIUC.

For continuing students at public universities and students attending community colleges, fees are combined with tuition in our projections and follow their respective tuition inflation assumptions.

## Freshman Weighted Average Tuition and Fees (WATF) Increase from Prior Year

	Contract Type			
	Choice 1	Choice 2	Choice 3	
	Community College	University	University Plus	Legacy
2024-2025 Total WATF	\$5,097	\$16,470	\$19,586	\$17,250
2023-2024 Total WATF	4,955	15,673	19,689	16,685
WATF Increase	2.87%	5.09%	-0.52%	3.39%

## Bias Load

Contract beneficiaries may select a university or major with costs that are higher or lower than the overall WATF. In addition, contract beneficiaries may use more or less than the 15 credits assumed to calculate the WAT. For example, certain institutions may charge the same fixed rate for someone using 12 credits as someone using 16 credits (i.e., “Block” pricing). The following bias loads were used to recognize the biases that exist in how the WAT is calculated and how the WAT is used by contract beneficiaries.

	Contract Type			
	Choice 1	Choice 2	Choice 3	
	Community College	University	University Plus	Legacy
Bias Load	0.00%	-3.00%	3.00%	0.00%

# Actuarial Valuation Methods and Assumptions

## Tuition and Fee Increase Assumption

Tuition and Fee Increase Assumption - June 30, 2024, Actuarial Valuation				
Effective Date	Community College	University	University Plus	Legacy
6/30/2024 and Beyond	5.00%	5.00%	5.00%	5.00%

(First effective with the actuarial soundness valuation as of June 30, 2024, and prescribed to us by ISAC.)

These assumptions were chosen by ISAC and consider historical Illinois public tuition and fee inflation, typically over a 20-year horizon, as well as current economic and political conditions. The 5.00 percent assumption is intended to include conservatism.

## Truth in Tuition

Under Illinois' Truth-in-Tuition law, the State's 12 public colleges and universities are required to charge incoming resident freshmen a fixed tuition rate for the first four years of college. The Truth in Tuition law does not apply to community colleges.

For contract beneficiaries with a Choice 2, Choice 3 or Legacy contract, it was assumed that their tuition will not increase in their second, third and fourth year of school. If they attend school beyond four years, it was assumed that their tuition would increase to the amount charged the year after the year they first enrolled. For contract beneficiaries with a Choice 1 contract, it was assumed that tuition will increase for each year enrolled. The fee portion of the WATF is assumed to increase each year for all contract types.

The following table shows the WAT (excluding fees) for the past four years that would be used for contract beneficiaries under the Truth-in-Tuition law. (Choice 1 is shown for informational purposes only.)

	Contract Type			
	Choice 1	Choice 2	Choice 3	
	Community College	University	University Plus	Legacy
2024-2025 Weighted Tuition	\$4,539	\$11,871	\$14,658	\$12,569
2023-2024 Weighted Tuition	4,410	11,514	14,829	12,349
2022-2023 Weighted Tuition	4,360	11,300	14,619	12,235
2021-2022 Weighted Tuition	4,281	11,123	14,074	11,914
2020-2021 Weighted Tuition	4,075	11,151	14,106	11,950

# Actuarial Valuation Methods and Assumptions

---

## Rates of Cancellation before Matriculation

These rates are used to measure the probability of eligible contract beneficiaries cancelling their contracts before and after projected college entrance date. The rates apply to contract beneficiaries who have not yet matriculated. Once the contract beneficiaries are assumed to have matriculated and started using benefits, a different set of assumptions apply.

Years from Projected College Entrance Year	Cancellation Rate	Years from Projected College Entrance Year	Cancellation Rate
-17	6.0%	-1	1.5%
-16	6.0%	0	1.5%
-15	4.0%	1	3.0%
-14	3.0%	2	3.0%
-13	3.0%	3	5.0%
-12	3.0%	4	6.0%
-11	2.0%	5	7.5%
-10	2.0%	6	7.5%
-9	1.5%	7	7.5%
-8	1.5%	8	7.5%
-7	1.5%	9	25.0%
-6	1.5%	10	50.0%
-5	1.0%	11	33.0%
-4	1.0%	12	33.0%
-3	1.0%	13	33.0%
-2	1.0%	14+	100.0%

In the event of a cancellation, it was assumed that a refund will be paid equal to the amount of all contract payments made accumulated with applicable interest, less benefits paid. (Two percent annual interest is applicable to contracts purchased prior to the 2013/2014 enrollment period. No interest is applicable to contracts purchased during or after the 2013/2014 enrollment period.)

# Actuarial Valuation Methods and Assumptions

---

## Rates of Cancellation after Matriculation

These rates are used to measure the probability of eligible contract beneficiaries cancelling their contracts after contract beneficiaries are assumed to have matriculated and started using benefits.

Years from Projected College Entrance Year	Matriculation Rate
0	0.25%
1	0.25%
2	0.50%
3	1.50%
4	2.50%
5	3.00%
6	3.25%
7	3.50%
8	3.75%
9	25.00%
10	50.00%
11	33.00%
12	33.00%
13	33.00%
14+	100.00%

In the event of a cancellation, it was assumed that a refund will be paid equal to the amount of all contract payments made accumulated with applicable interest, less benefits paid. (Two percent annual interest is applicable to contracts purchased prior to the 2013/2014 enrollment period. No interest is applicable to contracts purchased during or after the 2013/2014 enrollment period.)

## Rates of Matriculation

These rates are used to measure the probability of eligible contract beneficiaries matriculating at and beyond their projected college entrance date. The rates apply to contract beneficiaries who have not yet matriculated.

Years from Projected College Entrance Year	Matriculation Rate
0	67.5%
1	37.5%
2	35.0%
3	30.0%
4	20.0%
5	15.0%
6	9.0%
7	9.0%
8	8.0%
9	8.0%
10	0.0%

# Actuarial Valuation Methods and Assumptions

## Utilization of Benefits

The following number of credits were assumed to be utilized for contract beneficiaries. Contract beneficiaries are assumed to use the benefits as described by the CIPTP Master Agreement.

Years Since Matriculation	Number of Semesters Purchased								
	1	2	3	4	5	6	7	8	9
1	9.00	21.00	28.00	28.00	30.00	30.00	30.00	30.00	30.00
2	5.00	16.00	23.00	23.00	28.00	28.00	28.00	28.00	28.00
3	3.00	8.00	14.00	14.00	24.00	24.00	26.00	26.00	26.00
4	2.00	6.00	9.00	9.00	16.00	16.00	22.00	22.00	22.00
5	2.00	4.00	7.00	7.00	9.00	9.00	12.00	12.00	12.00
6	2.00	3.00	6.00	6.00	7.00	7.00	7.00	7.00	7.00
7	2.00	2.00	5.00	5.00	6.00	6.00	6.00	6.00	6.00
8	2.00	2.00	4.00	4.00	5.00	5.00	5.00	5.00	5.00
9	2.00	2.00	3.00	3.00	4.00	4.00	4.00	4.00	4.00
10+	2.00	2.00	2.00	2.00	3.00	3.00	3.00	3.00	3.00

## Administrative Expenses

Administrative expenses of the Program are assumed to be paid through a combination of investment earnings and fees assessed on purchasers. Marketing expenses were excluded from the liabilities (present value of future administrative expenses) for current contract beneficiaries as it is assumed those costs should only be applicable to future contracts. Administrative expenses for FY 2025 are projected to equal actual 2024 expenses multiplied by the ratio of actual 2024 administrative expenses to actual 2023 administrative expenses, with a maximum value of the actual 2024 administrative expenses. Future year (for FY 2026 and later) administrative expenses are projected to then decline at the same rate the present value of benefits declines. The present value of future administrative expenses for FY 2024 is equal to approximately 2.3 percent of the total liabilities.

## Mortality and Disability

No assumption is made for death or disability. Valuing the rate of incidence is expected to be immaterial.

## Contract Transfers

No explicit assumption is made for contract transfers. However, the set of assumptions is slightly conservative and losses due to contract transfers are expected to reduce the implied margin of conservatism. We recommend monitoring contract transfer experience to evaluate if an explicit assumption is needed.

# Actuarial Valuation Methods and Assumptions

---

## Data Adjustments

The following contract beneficiary records were excluded from the actuarial valuation:

- Records with a payment status indicating they were cancelled;
- Records with a contract usage status of depleted; and
- Records with less than one contract unit remaining (the number of contract units purchased minus the number of contract units used is less than one).

The projected college entrance year was adjusted for contract beneficiaries who are not scheduled to have completed payments for the contract by the college entrance year provided in the data.

The account balance that is eligible to be refunded is calculated by GRS based on the contract payment information provided, increased with applicable interest, less any tuition and fee benefits paid to date. Two percent annual interest is applicable to contracts purchased prior to the 2013/2014 enrollment period. No interest is applicable to contracts purchased during or after the 2013/2014 enrollment period.

## **SECTION E**

---

### **PLAN PROVISIONS**

# Plan Provisions

---

(This is a summary only; the full terms and conditions of the College Illinois!® Prepaid Tuition Program are included in the Illinois Prepaid Tuition Act, 110 ILCS 979 (the “Act”) and ISAC Administrative Rules (23 Ill. Adm. Code 2775, et. seq.) (“ISAC Rules”).

## **A. Type of Contract**

Three types of contracts are available for purchase: Choice 1 - Community College, Choice 2 – University and Choice 3 – University Plus. (For contracts sold prior to October 2008, there was one type of University contract, which are currently referred to as Legacy contracts.)

From the College Illinois! Prepaid Tuition Program Student Handbook:

### *Choice 1 Community College Plan*

Provides in-district tuition and mandatory fees for each semester (15 credit hours) purchased at an Illinois Community College.

### *Choice 2 University Plan*

Provides undergraduate in-state tuition and mandatory fee coverage for each semester (15 credit hours) purchased at any of the following eligible institutions: Chicago State University, Eastern Illinois University, Governors State University, Illinois State University, Northeastern Illinois University, Northern Illinois University, Southern Illinois University Carbondale, Southern Illinois University Edwardsville, University of Illinois Chicago, University of Illinois Springfield, Western Illinois University.

### *Choice 3 University Plus Plan*

Provides undergraduate in-state tuition and mandatory fee coverage for each semester (15 credit hours) purchased at the University of Illinois Urbana Champaign.

## **B. Benefit**

Covered benefits include tuition and mandatory fees at an Illinois public university or community college based on the in-state or in-district undergraduate rate for a full-time student.

Mandatory fees are fees that are required upon enrollment for all students attending the particular institution.

The benefit does not include any optional fees, expenses or cost of supplies.

The benefit shall never be less than the amount paid for the contract.

## Plan Provisions

---

Benefits are available for use three years after the first payment due date. The plan must be paid in full prior to the use of any benefits. In addition, the beneficiary has up to 10 years from the projected college enrollment date to start using program benefits. Once the beneficiary starts using the prepaid benefits, they have 10 years to finish using benefits.

### ***C. Contract Payments***

The Program offers a variety of payment options, including the following:

- Lump Sum;
- 5-year installment plans paid monthly or annually;
- Extended installment plans of 6 to 15 years, depending on age, paid monthly or annually; and
- Down payment options are available for monthly installment plans.

### ***D. Private or Out-of-State Institutions***

For beneficiaries attending a private or out-of-state institution, the plan will pay an amount based upon the weighted average tuition and mandatory fees at Illinois public universities or community colleges depending on the type of contract purchased.

### ***E. Scholarship***

If a qualified beneficiary is awarded a grant or scholarship that duplicates the benefits covered by a prepaid tuition contract, the purchaser may request a refund in semester installments.

Illinois public university or community college – the installments will be in an amount equal to the current cost of in-state or in-district registration fees at that institution, less any benefits used to pay registration fees not covered by the scholarship and any applicable fees.

Illinois Private Institution or an eligible Out-of-State Institution – the installments will be in an amount equal to the current average mean-weighted credit hour value of registration fees at Illinois public universities or Illinois community colleges, depending on the type of the purchased contract, less any benefits used to pay registration fees not covered by the scholarship and any applicable fees.

### ***F. Not Attending an Institution of Higher Education (Transfer)***

Benefits can be transferred to a member of the “family” as defined in Section 529 of the Internal Revenue Code.

Purchasers can also choose to postpone the beneficiary’s use of contract benefits to a later time or receive a refund.

## Plan Provisions

---

<b><i>G. Cancellation/Refunds</i></b>	Refund equal to all contract payments made accumulated with applicable interest, less benefits paid and applicable cancellation fees. (Two percent annual interest is applicable to contracts purchased prior to the 2013/2014 enrollment period. No interest is applicable to contracts purchased during or after the 2013/2014 enrollment period.)
<b><i>H. Death/Disability of Qualified Beneficiary</i></b>	Refund equal to the value of the mean-weighted average cost of tuition at the colleges for the type of contract purchased will be made to the purchaser.
<b><i>I. Other Ancillary Benefits</i></b>	There are no ancillary benefits.
<b><i>J. Truth in Tuition</i></b>	Under Illinois' Truth-in-Tuition law, enacted with the fall 2004 semester, the state's 12 public colleges and universities are required to charge incoming resident freshmen a fixed tuition rate for the first four years of college.
<b><i>K. New Contracts</i></b>	Effective as of the 2017/2018 period, CIPTP has not accepted new contracts.
<b><i>L. Extraordinary Contributions</i></b>	In fiscal year 2022, ISAC secured state funding that significantly addressed the College Illinois!® Prepaid Tuition Program unfunded liability. There were two State appropriations from the State's General Revenue Fund on behalf of fiscal year 2022 – one for \$20 million and a second appropriation of \$230 million that are reflected in the actuarial valuation as of June 30, 2022. (There was an additional State appropriation of \$30 million on behalf of fiscal year 2021.)
<b><i>M. Changes from Previous Valuation</i></b>	None.